

### Lampiran 1. Sampel Penelitian Berdasarkan Perusahaan

Berikut perusahaan yang digunakan dalam penelitian sekarang yang telah sesuai dengan kriteria pengambilan sampel penelitian (*purposive sampling*), antara lain:

No.	Nama Perusahaan	Kode Saham	Tanggal IPO	Tahun IPO	Tahun Pengamatan
1.	PT Sumber Alfaria Trijaya Tbk	AMRT	15 Januari 2009	2009	2009-2013
2.	PT Trikonsel Oke Tbk	TRIO	14 April 2009	2009	2009-2013
3.	PT Garda Tujuh Buana Tbk	GTBO	9 Juli 2009	2009	2009-2013
4.	PT BW Plantation Tbk	BWPT	27 Oktober 2009	2009	2009-2013
5.	PT Pelat Timah Nusantara Tbk	NIKL	14 Desember 2009	2009	2009-2013
6.	PT Harum Energy Tbk	HRUM	6 Oktober 2010	2010	2010-2013
7.	PT Indofood CBP Sukses Makmur Tbk	ICBP	7 Oktober 2010	2010	2010-2013
8.	PT Agung Podomoro Land Tbk	APLN	11 November 2010	2010	2010-2013
9.	PT Wintermar Pffshore Marine Tbk	WINS	29 November 2010	2010	2010-2013
10.	PT Multifiling Mitra Indonesia Tbk	MFMI	29 Desember 2010	2010	2010-2013
11.	PT Martina Berto Tbk	MBTO	13 Januari 2011	2011	2011-2013

12.	PT Mitrabahtera Segara Sejati Tbk	MBSS	6 April 2011	2011	2011-2013
13.	PT Metropolitan Land Tbk	MTLA	20 Juni 2011	2011	2011-2013
14.	PT Sidomulyo Selaras Tbk	SDMU	12 Juli 2011	2011	2011-2013
15.	PT Star Petrochem Tbk	STAR	13 Juli 2011	2011	2011-2013
16.	PT Solusi Tunas Pratama Tbk	SUPR	11 Oktober 2011	2011	2011-2013
17.	PT Golden Energy Mines Tbk	GEMS	17 November 2011	2011	2011-2013
18.	PT Cardig Aero Service Tbk	CASS	5 Desember 2011	2011	2011-2013
19.	PT Greenwood Sejahtera Tbk	GWSA	23 Desember 2011	2011	2011-2013
20.	PT Tiphone Mobile Indonesia Tbk	TELE	12 Januari 2012	2012	2012-2013
21.	PT Surya Esa Perkasa Tbk	ESSA	1 Febuari 2012	2012	2012-2013
22.	PT Supra Boga Lestari Tbk	RANC	7 Juni 2012	2012	2012-2013
23.	PT Trisula Internasional Tbk	TRIS	28 Juni 2012	2012	2012-2013
24.	PT Toba Bara Sejahtera Tbk	TOBA	6 Juli 2012	2012	2012-2013
25.	PT Inti Bangun Sejahtera Tbk	IBST	31 Agustus 2012	2012	2012-2013
26.	PT Pelayaran Nelly Dwi Putri Tbk	NELY	11 Oktober 2012	2012	2012-2013

27.	PT Adi Sarana Armada Tbk	ASSA	12 November 2012	2012	2012-2013
28.	PT Wismilak Inti Makmur Tbk	WIIM	18 November 2012	2012	2012-2013
29.	PT Steel Pipe Industry of Indonesia Tbk	ISSP	22 Febuari 2013	2013	2013
30.	PT Dyandra Media Internasional Tbk	DYAN	25 Maret 2013	2013	2013
31.	PT Acset Indonusa Tbk	ACST	24 Juni 2013	2013	2013
32.	PT Semen Baturaja Tbk	SMBR	28 Juni 2013	2013	2013
33.	PT Electronic City Indonesia	ECII	3 Juli 2013	2013	2013
34.	PT Multipolar Technology Tbk	MLPT	8 Juli 2013	2013	2013
35.	PT Cipaganti Citra Graha Tbk	CPGT	9 Juli 2013	2013	2013
36.	PT Arita Prima Indonesia Tbk	APII	30 Oktober 2013	2013	2013
37.	PT Grand Kartech Tbk	KRAH	8 November 2013	2013	2013
38.	PT Sawit Sumbermas Sarana Tbk	SSMS	12 Desember 2013	2013	2013
39.	PT Industri Jamu dan Farmasi Sido Muncul Tbk	SIDO	18 Desember 2013	2013	2013

**Lampiran 2. Sampel Penelitian Berdasarkan Tahun Pengamatan**

No	Perusahaan	PERFO RM	FAM	SIZE	LEV	GROWT H	dSTRA	FAM.d STRA
1	PT Sumber Alfaria Trijaya Tbk (09/09)	0.2092	0.8900	14.8665	0.6885	0.2703	0.2092	0.8900
2	PT Trikomsel Oke Tbk (09/09)	0.1712	0.6489	28.2983	0.6473	0.0300	0.1712	0.6489
3	PT Garda Tujuh Buana Tbk (09/09)	0.0033	0.2661	26.8105	0.4237	0.0000	0.0033	0.2661
4	PT Pelat Timah Nusantara Tbk (09/09)	0.0982	0.2500	34.0417	0.2973	-0.1948	0.0982	0.2500
5	PT BW Plantation Tbk (09/09)	0.1850	0.4628	21.2075	0.4421	0.1371	0.1850	0.4628
6	PT Sumber Alfaria Trijaya Tbk (09/10)	0.3322	0.7466	29.0810	0.7455	-0.8670	0.3322	0.7466
7	PT Trikomsel Oke Tbk (09/10)	0.2391	0.6495	28.9688	0.4039	0.2896	0.2391	0.6495
8	PT Garda Tujuh Buana Tbk (09/10)	0.0033	0.2661	26.8105	0.4237	0.0000	0.0033	0.2661
9	PT Pelat Timah Nusantara Tbk (09/10)	0.1580	0.2500	27.5451	0.4688	0.1539	0.1580	0.2500
10	PT BW Plantation Tbk (09/10)	0.3287	0.4517	28.6073	0.5748	0.2192	0.3287	0.4517
11	PT Sumber Alfaria Trijaya Tbk (09/11)	0.2570	0.5799	29.2434	0.7088	0.2960	0.2570	0.5799
12	PT Trikomsel Oke Tbk (09/11)	0.2774	0.6191	28.9688	0.7133	0.0107	0.2774	0.6191
13	PT Garda Tujuh Buana Tbk (09/11)	0.2255	0.2661	26.8639	0.2946	11.4708	0.2255	0.2661
14	PT Pelat Timah Nusantara Tbk	-0.0330	0.2500	27.5490	0.5180	-0.0716	-0.0330	0.2500

	(09/11)							
15	PT BW Plantation Tbk (09/11)	0.3387	0.4512	28.9089	0.6027	0.2473	0.3387	0.4512
16	PT Sumber Alfaria Trijaya Tbk (09/12)	0.0538	0.5592	29.8220	0.6362	0.4910	0.0538	0.5592
17	PT Trikonsel Oke Tbk (09/12)	0.2074	0.0000	29.3078	0.6556	0.7398	0.2074	0.0000
18	PT Garda Tujuh Buana Tbk (09/12)	0.5470	0.5980	28.3480	0.5363	29.1935	0.5470	0.5980
19	PT Pelat Timah Nusantara Tbk (09/12)	0.1516	0.2511	27.4271	0.6144	0.3434	0.1516	0.2511
20	PT BW Plantation Tbk (09/12)	0.1574	0.3875	29.2229	0.6609	0.0630	0.1574	0.3875
21	PT Sumber Alfaria Trijaya Tbk (09/13)	0.0519	0.5402	30.0255	0.7625	0.2841	0.0519	0.5402
22	PT Trikonsel Oke Tbk (09/13)	0.2464	0.0000	29.7403	0.7538	0.0812	0.2464	0.0000
23	PT Garda Tujuh Buana Tbk (09/13)	-0.0889	0.6009	27.6907	1.7266	-0.9649	-0.0889	0.6009
24	PT Pelat Timah Nusantara Tbk (09/13)	0.0065	0.2511	28.0318	0.6549	0.2184	0.0065	0.2511
25	PT BW Plantation Tbk (09/13)	0.0832	0.3511	29.4556	0.6477	0.2118	0.0832	0.3511
26	PT Harum Energy Tbk (10/10)	0.3336	0.7981	26.5726	0.2666	-0.0254	0.3336	0.7981
27	PT Indofood CBP Sukses Makmur Tbk (10/10)	0.1929	0.8058	30.3538	0.2965	0.0783	0.1929	0.8058
28	PT Agung Podomoro Land Tbk (10/10)	0.1362	0.7014	23.1016	0.5338	0.9725	0.1362	0.7014
29	PT Wintermar Pffshore Marine Tbk	0.1007	0.7498	28.3646	0.4741	0.6958	0.1007	0.7498

	(10/10)							
30	PT Multifiling Mitra Indonesia Tbk (10/10)	0.1043	0.6600	25.6544	0.2407	0.0733	0.1043	0.6600
31	PT Harum Energy Tbk (10/11)	0.5001	0.7035	29.1668	0.2343	0.6264	0.5001	0.7035
32	PT Indofood CBP Sukses Makmur Tbk (10/11)	0.2435	0.8052	30.3538	0.2965	0.0783	0.2435	0.8052
33	PT Agung Podomoro Land Tbk (10/11)	0.1362	0.7014	30.0094	0.5338	0.9725	0.1362	0.7014
34	PT Wintermar Pffshore Marine Tbk (10/11)	0.1594	0.7465	28.7891	0.4603	-0.7919	0.1594	0.7465
35	PT Multifiling Mitra Indonesia Tbk (10/11)	0.1016	0.6600	25.6687	0.1758	0.1538	0.1016	0.6600
36	PT Harum Energy Tbk (10/12)	0.3772	0.7050	29.4972	0.2042	0.7158	0.3772	0.7050
37	PT Indofood CBP Sukses Makmur Tbk (10/12)	0.1281	0.8053	30.5113	0.3275	0.1213	0.1281	0.8053
38	PT Agung Podomoro Land Tbk (10/12)	0.1325	0.7014	30.3520	0.5822	0.2263	0.1325	0.7014
39	PT Wintermar Pffshore Marine Tbk (10/12)	0.1605	0.7465	29.0341	0.4765	0.0707	0.1605	0.7465
40	PT Multifiling Mitra Indonesia Tbk (10/12)	0.0878	0.6600	25.7159	0.1471	0.1051	0.0878	0.6600
41	PT Harum Energy Tbk (10/13)	0.1255	0.3271	29.3833	0.7655	-0.1977	0.1255	0.3271
42	PT Indofood CBP Sukses Makmur	0.1051	0.8588	30.6882	0.1608	0.1555	0.1051	0.8588

	Tbk (10/13)							
43	PT Agung Podomoro Land Tbk (10/13)	0.1290	0.8588	30.6106	0.1608	0.0452	0.1290	0.8588
44	PT Wintermar Pffshore Marine Tbk (10/13)	0.2111	0.3271	29.2539	0.7655	0.5044	0.2111	0.3271
45	PT Multifiling Mitra Indonesia Tbk (10/13)	0.0884	0.8588	32.6785	0.1608	0.0738	0.0884	0.8588
46	PT Martina Berto Tbk (11/11)	0.1065	0.6692	27.0179	0.2605	0.1452	0.1065	0.6692
47	PT Mitrahaatera Segara Sejati Tbk (11/11)	0.1463	0.8750	28.6611	0.3994	0.4000	0.1463	0.8750
48	PT Metropolitan Land Tbk (11/11)	0.1158	0.2281	28.1791	0.2182	0.6335	0.1158	0.2281
49	PT Sidomulyo Selaras Tbk (11/11)	0.0343	0.7369	26.0108	0.1205	-0.0157	0.0343	0.7369
50	PT Star Petrochem Tbk (11/11)	0.0053	0.5775	27.3005	0.6161	0.9855	0.0053	0.5775
51	PT Solusi Tunas Pratama Tbk (11/11)	0.1491	0.8331	28.6764	0.6833	0.1557	0.1491	0.8331
52	PT Golden Energy Mines Tbk (11/11)	0.1062	0.6700	28.8311	0.1446	2.0865	0.1062	0.6700
53	PT Cardig Aero Service Tbk (11/11)	0.4537	0.8125	27.3209	0.5468	0.1425	0.4537	0.8125
54	PT Greenwood Sejahtera Tbk (11/11)	0.1708	0.7949	28.1829	0.2997	1.7353	0.1708	0.7949
55	PT Martina Berto Tbk (11/12)	0.1048	0.6785	27.1359	0.2870	0.1070	0.1048	0.6785
56	PT Mitrahaatera Segara Sejati Tbk (11/12)	0.1726	0.7670	29.0527	0.3881	0.5884	0.1726	0.7670
57	PT Metropolitan Land Tbk (11/12)	0.2100	0.2301	28.5684	0.3304	0.0754	0.2100	0.2301

58	PT Sidomulyo Selaras Tbk (11/12)	0.0289	0.8479	26.3497	0.3624	0.2767	0.0289	0.8479
59	PT Star Petrochem Tbk (11/12)	0.1900	0.5775	27.3456	0.3492	-0.0700	0.1900	0.5775
60	PT Solusi Tunas Pratama Tbk (11/12)	0.1400	0.5356	26.6848	0.5568	0.6000	0.1400	0.5356
61	PT Golden Energy Mines Tbk (11/12)	0.0614	0.6700	28.8665	0.1567	0.3832	0.0614	0.6700
62	PT Cardig Aero Service Tbk (11/12)	0.2500	0.8500	27.4016	0.5580	0.2500	0.2500	0.8500
63	PT Greenwood Sejahtera Tbk (11/12)	0.2873	0.7953	28.3609	0.2046	1.7659	0.2873	0.7953
64	PT Martina Berto Tbk (11/13)	0.0358	0.6785	27.1396	0.2623	-0.1065	0.0358	0.6785
65	PT Mitrahaftera Segara Sejati Tbk (11/13)	0.1632	0.7668	29.0740	0.3147	0.0683	0.1632	0.7668
66	PT Metropolitan Land Tbk (11/13)	0.1900	0.2288	28.6744	0.3241	0.1246	0.1900	0.2288
67	PT Sidomulyo Selaras Tbk (11/13)	0.0308	0.8135	26.6378	0.4515	0.3786	0.0308	0.8135
68	PT Star Petrochem Tbk (11/13)	0.1200	0.5775	27.3425	0.3464	0.3390	0.1200	0.5775
69	PT Solusi Tunas Pratama Tbk (11/13)	0.1169	0.5788	27.1707	0.6368	0.5900	0.1169	0.5788
70	PT Golden Energy Mines Tbk (11/13)	0.0571	0.6700	29.0228	0.2618	0.1185	0.0571	0.6700
71	PT Cardig Aero Service Tbk	0.2700	0.8132	27.5439	0.5541	0.3100	0.2700	0.8132



	(11/13)							
72	PT Greenwood Sejahtera Tbk (11/13)	0.0859	0.7949	28.3468	0.1227	-0.8712	0.0859	0.7949
73	PT Tiphone Mobile Indonesia Tbk (12/12)	0.2693	0.7453	14.1220	0.1847	0.1726	0.2693	0.7453
74	PT Surya Esa Perkasa Tbk (12/12)	0.1007	0.8000	18.2093	0.3606	-0.0708	0.1007	0.8000
75	PT Supra Boga Lestari Tbk (12/12)	0.1015	0.8000	27.0690	0.3697	0.2095	0.1015	0.8000
76	PT Trisula Internasional Tbk (12/12)	0.1830	0.7000	26.6266	0.3377	0.1888	0.1830	0.7000
77	PT Toba Bara Sejahtera Tbk (12/12)	0.1900	0.9314	28.5924	0.5758	-0.2037	0.1900	0.9314
78	PT Inti Bangun Sejahtera Tbk (12/12)	0.4599	0.8500	28.3839	0.4209	8.6332	0.4599	0.8500
79	PT Pelayaran Nelly Dwi Putri Tbk (12/12)	0.1891	0.8514	26.7914	0.2668	0.1841	0.1891	0.8514
80	PT Adi Sarana Armada Tbk (12/12)	0.1116	0.5890	28.4068	0.6202	0.2835	0.1116	0.5890
81	PT Wismilak Inti Makmur Tbk (12/12)	0.1178	0.7752	27.8194	0.4564	0.2095	0.1178	0.7752
82	PT Tiphone Mobile Indonesia Tbk (12/13)	0.2130	0.6395	28.8709	0.5987	0.2794	0.2130	0.6395
83	PT Surya Esa Perkasa Tbk (12/13)	0.1398	0.5000	27.7989	0.2394	0.0693	0.1398	0.5000
84	PT Supra Boga Lestari Tbk (12/13)	0.0840	0.7855	27.2915	0.4423	0.2100	0.0840	0.7855

85	PT Trisula Internasional Tbk (12/13)	0.2269	0.7000	26.8303	0.3713	0.1993	0.2269	0.7000
86	PT Toba Bara Sejahtera Tbk (12/13)	0.3000	0.9753	26.4651	0.5813	0.0634	0.3000	0.9753
87	PT Inti Bangun Sejahtera Tbk (12/13)	0.4000	0.8651	26.8076	1.5994	0.0836	0.4000	0.8651
88	PT Pelayaran Nelly Dwi Putri Tbk (12/13)	0.0907	0.8511	26.7988	0.2531	-0.0678	0.0907	0.8511
89	PT Adi Sarana Armada Tbk (12/13)	0.1116	0.5890	28.4068	0.6202	0.2835	0.1116	0.5890
90	PT Wismilak Inti Makmur Tbk (12/13)	0.1694	0.4360	27.8372	0.3642	0.4191	0.1694	0.4360
91	PT Steel Pipe Industry of Indonesia Tbk (13/13)	0.1052	0.5925	29.1111	0.5597	0.1427	0.1052	0.5925
92	PT Dyandra Media Internasional Tbk (13/13)	0.0571	0.7146	28.2152	0.4400	0.4549	0.0571	0.7146
93	PT Acset Indonusa Tbk (13/13)	0.1770	0.6900	27.8921	0.5683	0.5144	0.1770	0.6900
94	PT Semen Baturaja Tbk (13/13)	0.1265	0.9400	19.5591	0.0902	0.0646	0.1265	0.9400
95	PT Electronic City Indonesia (13/13)	0.1227	0.8402	28.3354	0.1668	0.4069	0.1227	0.8402
96	PT Multipolar Technology Tbk (13/13)	0.1192	0.8000	27.8514	0.6441	0.1252	0.1192	0.8000
97	PT Cipaganti Citra Graha Tbk (13/13)	0.1274	0.6010	27.9528	0.5531	0.0107	0.1274	0.6010

98	PT Arita Prima Indonesia Tbk (13/13)	0.1317	0.7500	26.4253	0.3865	0.1982	0.1317	0.7500
99	PT Grand Kartech Tbk (13/13)	0.2050	0.8315	26.5200	0.5294	0.2627	0.2050	0.8315
100	PT Sawit Sumbermas Sarana Tbk (13/13)	0.2727	0.8430	28.9400	0.3743	0.0437	0.2727	0.8430
101	PT Industri Jamu dan Farmasi Sido Muncul Tbk (13/13)	0.1546	0.8100	14.8978	0.1105	-0.0081	0.1546	0.8100

Keterangan: angka dalam kurung pada masing-masing perusahaan artinya (tahun IPO/tahun pengamatan).

### Lampiran 3. Analisis Deskriptif

**Descriptive Statistics**

	N	Minimum	Maximum	Mean	Std. Deviation
PERFORM	101	-.0889	.5470	.1646	.1107
FAM	101	.0000	.9753	.6400	.2148
SIZE	101	14.1220	34.0417	27.5478	3.0807
LEV	101	.0902	1.7266	.4525	.2521
GROWTH	101	-.9649	29.1935	.7115	3.2108
Valid N (listwise)	101				

**dSTRA**

	Frequency	Percent	Valid Percent	Cumulative Percent
0	67	66.3	66.3	66.3
Valid 1	34	33.7	33.7	100.0
Total	101	100.0	100.0	

## Lampiran 4. Analisis Regresi dan Uji Asumsi Klasik Hipotesis 1

**Variables Entered/Removed<sup>a</sup>**

Model	Variables Entered	Variables Removed	Method
1	GROWTH, LEV, SIZE, FAM <sup>p</sup>	.	Enter

a. Dependent Variable: PERFORM

b. All requested variables entered.

**Model Summary<sup>b</sup>**

Model	R	R Square	Adjusted R Square	Std. Error of the Estimate	Durbin-Watson
1	.458 <sup>a</sup>	.210	.177	.1004514	2.149

a. Predictors: (Constant), GROWTH, LEV, SIZE, FAM

b. Dependent Variable: PERFORM

**ANOVA<sup>a</sup>**

Model		Sum of Squares	df	Mean Square	F	Sig.
1	Regression	.257	4	.064	6.371	.000 <sup>b</sup>
	Residual	.969	96	.010		
	Total	1.226	100			

a. Dependent Variable: PERFORM

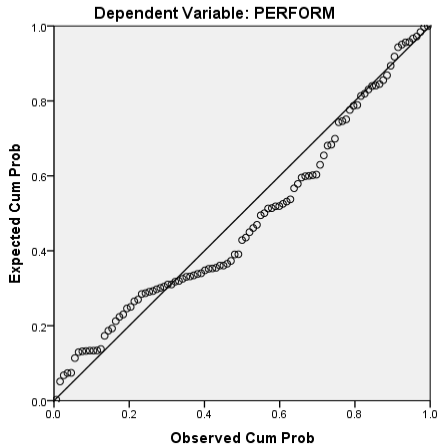
b. Predictors: (Constant), GROWTH, LEV, SIZE, FAM

**Coefficients<sup>a</sup>**

Model		Unstandardized Coefficients		Standardized Coefficients	t	Sig.	Collinearity Statistics	
		B	Std. Error	Beta			Tolerance	VIF
1	(Constant)	.047	.104		.447	.656		
	FAM	.100	.049	.194	2.065	.042	.929	1.077
	SIZE	.001	.003	.024	.254	.800	.952	1.050
	LEV	.044	.041	.101	1.089	.279	.958	1.044
	GROWTH	.015	.003	.424	4.667	.000	.996	1.004

a. Dependent Variable: PERFORM

Normal P-P Plot of Regression Standardized Residual



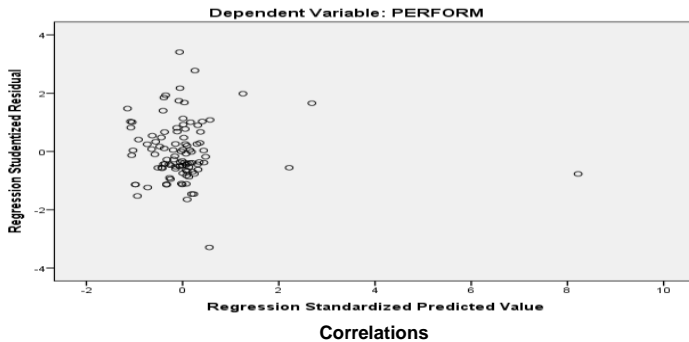
One-Sample Kolmogorov-Smirnov Test

		Unstandardized Residual
N		101
Normal Parameters <sup>a,b</sup>	Mean	0E-7
	Std. Deviation	.09842189
	Absolute	.106
Most Extreme Differences	Positive	.106
	Negative	-.065
Kolmogorov-Smirnov Z		1.069
Asymp. Sig. (2-tailed)		.203

a. Test distribution is Normal.

b. Calculated from data.

Scatterplot



			ABRES1
Spearman's rho	FAM	Correlation Coefficient	-.033
		Sig. (2-tailed)	.743
		N	101
	SIZE	Correlation Coefficient	.007
		Sig. (2-tailed)	.947
		N	101
	LEV	Correlation Coefficient	.094
		Sig. (2-tailed)	.350
		N	101
	GROWTH	Correlation Coefficient	.026
		Sig. (2-tailed)	.800
		N	101

## Lampiran 5. Analisis Regresi dan Uji Asumsi Klasik Hipotesis 2

**Variables Entered/Removed<sup>a</sup>**

Model	Variables Entered	Variables Removed	Method
1	GROWTH, LEV, SIZE, FAM.dSTRA, FAM, dSTRA <sup>b</sup>		Enter

a. Dependent Variable: PERFORM

b. All requested variables entered.

**Model Summary<sup>b</sup>**

Model	R	R Square	Adjusted R Square	Std. Error of the Estimate	Durbin-Watson
1	.482 <sup>a</sup>	.233	.184	.1000391	2.193

a. Predictors: (Constant), GROWTH, LEV, SIZE, FAM.dSTRA, FAM, dSTRA

b. Dependent Variable: PERFORM

**ANOVA<sup>a</sup>**

Model		Sum of Squares	df	Mean Square	F	Sig.
1	Regression	.285	6	.048	4.748	.000 <sup>b</sup>
	Residual	.941	94	.010		
	Total	1.226	100			

a. Dependent Variable: PERFORM

b. Predictors: (Constant), GROWTH, LEV, SIZE, FAM.dSTRA, FAM, dSTRA

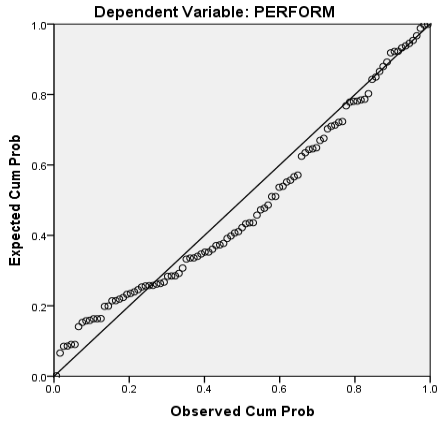
**Coefficients<sup>a</sup>**

Model		Unstandardized Coefficients		Standardized Coefficients	t	Sig.	Collinearity Statistics	
		B	Std. Error	Beta			Tolerance	VIF
1	(Constant)	.020	.108		.184	.855		
	FAM	.104	.058	.203	1.806	.074	.648	1.544
	dSTRA	.036	.069	.154	.521	.604	.093	10.750
	FAM.dSTRA	.0003	.104	.001	.003	.998	.092	10.862
	SIZE	.001	.003	.038	.405	.687	.944	1.059
	LEV	.042	.041	.095	1.018	.311	.938	1.066
	GROWTH	.014	.003	.393	4.240	.000	.951	1.052

a. Dependent Variable: PERFORM



Normal P-P Plot of Regression Standardized Residual



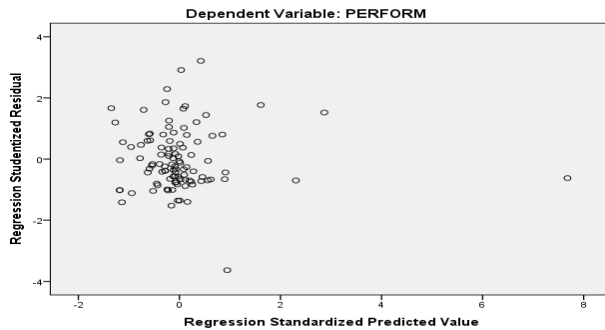
One-Sample Kolmogorov-Smirnov Test

		Unstandardized Residual
N		101
Normal Parameters <sup>a,b</sup>	Mean	0E-7
	Std. Deviation	.09699152
Most Extreme Differences	Absolute	.101
	Positive	.101
	Negative	-.076
Kolmogorov-Smirnov Z		1.013
Asymp. Sig. (2-tailed)		.257

a. Test distribution is Normal.

b. Calculated from data.

Scatterplot



**Correlations**

			ABRES2
Spearman's rho	FAM	Correlation Coefficient	-.023
		Sig. (2-tailed)	.818
		N	101
	dSTRA	Correlation Coefficient	.088
		Sig. (2-tailed)	.383
		N	101
	FAM.dSTRA	Correlation Coefficient	.105
		Sig. (2-tailed)	.295
		N	101
	SIZE	Correlation Coefficient	-.019
		Sig. (2-tailed)	.849
		N	101
	LEV	Correlation Coefficient	.129
		Sig. (2-tailed)	.199
		N	101
GROWTH	Correlation Coefficient	.026	
	Sig. (2-tailed)	.795	
	N	101	

## Lampiran 6. Tabel Durbin-Watson

n	k=1		k=2		k=3		k=4		k=5		k=6		k=7	
	dL	dU	dL	dU	dL	dU	dL	dU	dL	dU	dL	dU	dL	dU
6	0.61	1.40	-	-	-	-	-	-	-	-	-	-	-	-
7	0.70	1.35	0.47	1.90	-	-	-	-	-	-	-	-	-	-
8	0.76	1.33	0.56	1.78	0.37	2.28	-	-	-	-	-	-	-	-
9	0.82	1.32	0.63	1.70	0.46	2.13	0.30	2.59	-	-	-	-	-	-
10	0.88	1.32	0.70	1.64	0.53	2.02	0.38	2.41	0.24	2.82	-	-	-	-
11	0.93	1.32	0.66	1.60	0.60	1.93	0.44	2.28	0.32	2.65	0.20	3.01	-	-
12	0.97	1.33	0.81	1.58	0.66	1.86	0.51	2.18	0.38	2.51	0.27	2.83	0.17	3.15
13	1.01	1.34	0.86	1.56	0.72	1.82	0.57	2.09	0.45	2.39	0.33	2.69	0.23	2.99
14	1.05	1.35	0.91	1.55	0.77	1.78	0.63	2.03	0.51	2.30	0.39	2.57	0.29	2.85
15	1.08	1.36	0.95	1.54	0.82	1.75	0.69	1.97	0.56	2.21	0.45	2.47	0.34	2.73
16	1.10	1.37	0.98	1.54	0.86	1.73	0.74	1.93	0.62	2.15	0.50	2.39	0.40	2.62
17	1.13	1.38	1.02	1.54	0.90	1.71	0.78	1.90	0.67	2.10	0.55	2.32	0.45	2.54
18	1.16	1.39	1.05	1.53	0.93	1.69	0.82	1.87	0.71	2.06	0.60	2.56	0.50	2.46
19	1.18	1.40	1.08	1.53	0.97	1.68	0.86	1.85	0.75	2.02	0.65	2.22	0.55	2.40
20	1.20	1.41	1.10	1.54	1.00	1.68	0.90	1.83	0.79	1.99	0.69	2.21	0.60	2.34
21	1.22	1.42	1.13	1.54	1.03	1.67	0.93	1.81	0.83	1.96	0.73	2.12	0.64	2.29
22	1.24	1.43	1.15	1.54	1.05	1.66	0.96	1.80	0.86	1.94	0.77	2.09	0.68	2.25
23	1.26	1.44	1.17	1.54	1.08	1.66	0.99	1.79	0.90	1.92	0.80	2.06	0.72	2.21
24	1.27	1.45	1.19	1.55	1.10	1.66	1.01	1.78	0.93	1.90	0.84	2.04	0.75	2.17
25	1.29	1.45	1.21	1.55	1.12	1.66	1.04	1.77	0.95	1.89	0.87	2.01	0.78	2.14
26	1.30	1.46	1.22	1.55	1.14	1.65	1.06	1.76	0.98	1.88	0.90	1.99	0.82	2.12
27	1.32	1.47	1.24	1.56	1.16	1.65	1.08	1.76	1.01	1.86	0.93	1.97	0.85	2.09
28	1.33	1.48	1.26	1.56	1.18	1.65	1.10	1.75	1.03	1.85	0.95	1.96	0.87	2.07
29	1.34	1.48	1.27	1.56	1.20	1.65	1.12	1.74	1.05	1.84	0.98	1.94	0.90	2.05
30	1.35	1.49	1.28	1.57	1.21	1.65	1.14	1.74	1.07	1.83	1.00	1.93	0.93	2.03
31	1.36	1.50	1.30	1.57	1.23	1.65	1.16	1.74	1.09	1.83	1.02	1.92	0.95	2.02
32	1.37	1.50	1.31	1.57	1.24	1.65	1.18	1.73	1.11	1.82	1.04	1.91	0.97	2.00
33	1.38	1.51	1.32	1.58	1.26	1.65	1.19	1.73	1.13	1.81	1.06	1.90	0.99	1.99
34	1.39	1.51	1.33	1.58	1.27	1.65	1.21	1.73	1.15	1.81	1.08	1.89	1.02	1.98
35	1.40	1.52	1.34	1.58	1.28	1.65	1.22	1.73	1.16	1.80	1.10	1.88	1.03	1.97
36	1.41	1.52	1.35	1.59	1.29	1.65	1.24	1.73	1.18	1.80	1.11	1.88	1.05	1.96
37	1.42	1.53	1.36	1.59	1.31	1.66	1.25	1.72	1.19	1.80	1.13	1.87	1.07	1.95
38	1.43	1.54	1.37	1.59	1.32	1.66	1.26	1.72	1.21	1.79	1.15	1.86	1.08	1.94
39	1.43	1.54	1.38	1.60	1.33	1.66	1.27	1.72	1.22	1.79	1.16	1.86	1.10	1.93
40	1.44	1.54	1.39	1.60	1.34	1.66	1.29	1.72	1.23	1.79	1.18	1.85	1.12	1.92
45	1.48	1.57	1.43	1.62	1.38	1.67	1.34	1.72	1.29	1.78	1.24	1.84	1.19	1.90
50	1.50	1.59	1.46	1.63	1.42	1.67	1.38	1.72	1.34	1.77	1.29	1.82	1.25	1.88
55	1.53	1.60	1.49	1.64	1.45	1.68	1.41	1.72	1.38	1.77	1.33	1.81	1.29	1.86
60	1.55	1.62	1.51	1.65	1.48	1.69	1.44	1.73	1.41	1.77	1.37	1.81	1.34	1.85
65	1.57	1.63	1.54	1.66	1.50	1.70	1.47	1.73	1.44	1.77	1.40	1.81	1.37	1.84
70	1.58	1.64	1.55	1.67	1.52	1.70	1.49	1.74	1.46	1.77	1.43	1.80	1.40	1.84
75	1.60	1.65	1.57	1.68	1.54	1.71	1.51	1.74	1.49	1.77	1.46	1.80	1.43	1.83
80	1.61	1.66	1.59	1.69	1.56	1.72	1.53	1.74	1.51	1.77	1.48	1.80	1.45	1.83
85	1.62	1.67	1.60	1.70	1.58	1.72	1.55	1.75	1.53	1.77	1.50	1.80	1.47	1.83
90	1.64	1.68	1.61	1.70	1.59	1.73	1.57	1.75	1.54	1.78	1.52	1.80	1.49	1.83
95	1.65	1.69	1.62	1.71	1.60	1.73	1.58	1.76	1.56	1.78	1.54	1.80	1.51	1.83
100	1.65	1.69	1.63	1.72	1.61	1.74	1.59	1.76	1.57	1.78	1.55	1.80	1.53	1.83
150	1.72	1.75	1.71	1.76	1.69	1.77	1.68	1.79	1.66	1.80	1.65	1.82	1.64	1.83
200	1.76	1.78	1.75	1.79	1.74	1.80	1.73	1.81	1.72	1.82	1.70	1.93	1.70	1.84

## Lampiran 7. Tabel Statistik untuk Distribusi F ( $\alpha=5\%$ )

df2	df1									
	1	2	3	4	5	6	7	8	9	10
1	161.448	199.500	215.707	224.583	230.162	233.986	236.768	238.883	240.543	241.882
2	18.513	19.000	19.164	19.247	19.296	19.330	19.353	19.371	19.385	19.396
3	10.128	9.552	9.277	9.117	9.013	8.941	8.887	8.845	8.812	8.786
4	7.709	6.944	6.591	6.388	6.256	6.163	6.094	6.041	6.004	5.964
5	6.608	5.786	5.409	5.192	5.050	4.950	4.876	4.818	4.772	4.735
6	5.987	5.143	4.757	4.534	4.387	4.284	4.207	4.147	4.099	4.060
7	5.591	4.737	4.347	4.120	3.972	3.866	3.787	3.726	3.677	3.637
8	5.318	4.459	4.066	3.838	3.687	3.581	3.500	3.438	3.388	3.347
9	5.117	4.256	3.863	3.633	3.482	3.374	3.293	3.230	3.179	3.137
10	4.965	4.103	3.708	3.478	3.326	3.217	3.135	3.072	3.020	2.978
11	4.844	3.982	3.587	3.357	3.204	3.095	3.012	2.948	2.896	2.854
12	4.747	3.885	3.490	3.259	3.106	2.996	2.913	2.849	2.796	2.753
13	4.667	3.806	3.411	3.179	3.025	2.915	2.832	2.767	2.714	2.671
14	4.600	3.739	3.344	3.112	2.958	2.848	2.764	2.699	2.646	2.602
15	4.543	3.682	3.287	3.056	2.901	2.790	2.707	2.641	2.588	2.544
16	4.494	3.634	3.239	3.007	2.852	2.741	2.657	2.591	2.538	2.494
17	4.451	3.592	3.197	2.965	2.810	2.699	2.614	2.548	2.494	2.450
18	4.414	3.555	3.160	2.928	2.773	2.661	2.577	2.510	2.456	2.412
19	4.381	3.522	3.127	2.895	2.740	2.628	2.544	2.477	2.423	2.378
20	4.351	3.493	3.098	2.866	2.711	2.599	2.514	2.447	2.393	2.348
21	4.325	3.467	3.072	2.840	2.685	2.573	2.488	2.420	2.366	2.321
22	4.301	3.443	3.049	2.817	2.661	2.549	2.464	2.397	2.342	2.297
23	4.279	3.422	3.028	2.796	2.640	2.528	2.442	2.375	2.320	2.275
24	4.260	3.403	3.009	2.776	2.621	2.508	2.423	2.355	2.300	2.255
25	4.242	3.385	2.991	2.759	2.603	2.490	2.405	2.337	2.282	2.236
26	4.225	3.369	2.975	2.743	2.587	2.474	2.388	2.321	2.265	2.220
27	4.210	3.354	2.960	2.728	2.572	2.459	2.373	2.305	2.250	2.204
28	4.196	3.340	2.947	2.714	2.558	2.445	2.359	2.291	2.236	2.190
29	4.183	3.328	2.934	2.701	2.545	2.432	2.346	2.278	2.223	2.177
30	4.171	3.316	2.922	2.690	2.534	2.421	2.334	2.266	2.211	2.165
31	4.160	3.305	2.911	2.679	2.523	2.409	2.323	2.255	2.199	2.153
32	4.149	3.295	2.901	2.668	2.512	2.399	2.313	2.244	2.189	2.142
33	4.139	3.285	2.892	2.659	2.503	2.389	2.303	2.235	2.179	2.133
34	4.130	3.276	2.883	2.650	2.494	2.380	2.294	2.225	2.170	2.123
35	4.121	3.267	2.874	2.641	2.485	2.372	2.285	2.217	2.161	2.114
36	4.113	3.259	2.866	2.634	2.477	2.364	2.277	2.209	2.153	2.106
37	4.105	3.252	2.859	2.626	2.470	2.356	2.270	2.201	2.145	2.098
38	4.098	3.245	2.852	2.619	2.463	2.349	2.262	2.194	2.138	2.091
39	4.091	3.238	2.845	2.612	2.456	2.342	2.255	2.187	2.131	2.084
40	4.085	3.232	2.839	2.606	2.449	2.336	2.249	2.180	2.124	2.077
41	4.079	3.226	2.833	2.600	2.443	2.330	2.243	2.174	2.118	2.071
42	4.073	3.220	2.827	2.594	2.438	2.324	2.237	2.168	2.112	2.065
43	4.067	3.214	2.822	2.589	2.432	2.318	2.232	2.163	2.106	2.059
44	4.062	3.209	2.816	2.584	2.427	2.313	2.226	2.157	2.101	2.054
45	4.057	3.204	2.812	2.579	2.422	2.308	2.221	2.152	2.096	2.049
46	4.052	3.200	2.807	2.574	2.417	2.304	2.216	2.147	2.091	2.044
47	4.047	3.195	2.802	2.570	2.413	2.299	2.212	2.143	2.086	2.039
48	4.043	3.191	2.798	2.565	2.409	2.295	2.207	2.138	2.082	2.035
49	4.038	3.187	2.794	2.561	2.404	2.290	2.203	2.134	2.077	2.030
50	4.034	3.183	2.790	2.557	2.400	2.286	2.199	2.130	2.073	2.026

df2	df1									
	1	2	3	4	5	6	7	8	9	10
51	4.030	3.179	2.786	2.553	2.397	2.283	2.195	2.126	2.069	2.022
52	4.027	3.175	2.783	2.550	2.393	2.279	2.192	2.122	2.066	2.018
53	4.023	3.172	2.779	2.546	2.389	2.275	2.188	2.119	2.062	2.015
54	4.020	3.168	2.776	2.543	2.386	2.272	2.185	2.115	2.059	2.011
55	4.016	3.165	2.773	2.540	2.383	2.269	2.181	2.112	2.055	2.008
56	4.013	3.162	2.769	2.537	2.380	2.266	2.178	2.109	2.052	2.005
57	4.010	3.159	2.766	2.534	2.377	2.263	2.175	2.106	2.049	2.001
58	4.007	3.156	2.764	2.531	2.374	2.260	2.172	2.103	2.046	1.998
59	4.004	3.153	2.761	2.528	2.371	2.257	2.169	2.100	2.043	1.995
60	4.001	3.150	2.758	2.525	2.368	2.254	2.167	2.097	2.040	1.993
61	3.998	3.148	2.755	2.523	2.366	2.251	2.164	2.094	2.037	1.990
62	3.996	3.145	2.753	2.520	2.363	2.249	2.161	2.092	2.035	1.987
63	3.993	3.143	2.751	2.518	2.361	2.246	2.159	2.089	2.032	1.985
64	3.991	3.140	2.748	2.515	2.358	2.244	2.156	2.087	2.030	1.982
65	3.989	3.138	2.746	2.513	2.356	2.242	2.154	2.084	2.027	1.980
66	3.986	3.136	2.744	2.511	2.354	2.239	2.152	2.082	2.025	1.977
67	3.984	3.134	2.742	2.509	2.352	2.237	2.150	2.080	2.023	1.975
68	3.982	3.132	2.740	2.507	2.350	2.235	2.148	2.078	2.021	1.973
69	3.980	3.130	2.737	2.505	2.348	2.233	2.145	2.076	2.019	1.971
70	3.978	3.128	2.736	2.503	2.346	2.231	2.143	2.074	2.017	1.969
71	3.976	3.126	2.734	2.501	2.344	2.229	2.142	2.072	2.015	1.967
72	3.974	3.124	2.732	2.499	2.342	2.227	2.140	2.070	2.013	1.965
73	3.972	3.122	2.730	2.497	2.340	2.226	2.138	2.068	2.011	1.963
74	3.970	3.120	2.728	2.495	2.338	2.224	2.136	2.066	2.009	1.961
75	3.968	3.119	2.727	2.494	2.337	2.222	2.134	2.064	2.007	1.959
76	3.967	3.117	2.725	2.492	2.335	2.220	2.133	2.063	2.006	1.958
77	3.965	3.115	2.723	2.490	2.333	2.219	2.131	2.061	2.004	1.956
78	3.963	3.114	2.722	2.489	2.332	2.217	2.129	2.059	2.002	1.954
79	3.962	3.112	2.720	2.487	2.330	2.216	2.128	2.058	2.001	1.953
80	3.960	3.111	2.719	2.486	2.329	2.214	2.126	2.056	1.999	1.951
81	3.959	3.109	2.717	2.484	2.327	2.213	2.125	2.055	1.998	1.950
82	3.957	3.108	2.716	2.483	2.326	2.211	2.123	2.053	1.996	1.948
83	3.956	3.107	2.715	2.482	2.324	2.210	2.122	2.052	1.995	1.947
84	3.955	3.105	2.713	2.480	2.323	2.209	2.121	2.051	1.993	1.945
85	3.953	3.104	2.712	2.479	2.322	2.207	2.119	2.049	1.992	1.944
86	3.952	3.103	2.711	2.478	2.321	2.206	2.118	2.048	1.991	1.943
87	3.951	3.101	2.709	2.476	2.319	2.205	2.117	2.047	1.989	1.941
88	3.949	3.100	2.708	2.475	2.318	2.203	2.115	2.045	1.988	1.940
89	3.948	3.099	2.707	2.474	2.317	2.202	2.114	2.044	1.987	1.939
90	3.947	3.098	2.706	2.473	2.316	2.201	2.113	2.043	1.986	1.938
91	3.946	3.097	2.705	2.472	2.315	2.200	2.112	2.042	1.984	1.936
92	3.945	3.095	2.704	2.471	2.313	2.199	2.111	2.041	1.983	1.935
93	3.943	3.094	2.703	2.470	2.312	2.198	2.110	2.040	1.982	1.934
94	3.942	3.093	2.701	2.469	2.311	2.197	2.109	2.038	1.981	1.933
95	3.941	3.092	2.700	2.467	2.310	2.196	2.108	2.037	1.980	1.932
96	3.940	3.091	2.699	2.466	2.309	2.195	2.106	2.036	1.979	1.931
97	3.939	3.090	2.698	2.465	2.308	2.194	2.105	2.035	1.978	1.930
98	3.938	3.089	2.697	2.465	2.307	2.193	2.104	2.034	1.977	1.929
99	3.937	3.088	2.696	2.464	2.306	2.192	2.103	2.033	1.976	1.928
100	3.936	3.087	2.696	2.463	2.305	2.191	2.103	2.032	1.975	1.927

## Lampiran 8. Tabel Statistik untuk Distribusi t

Df	t 0.10	t 0.05	t 0.025	t 0.01	t 0.005
1	3.078	6.314	12.706	31.821	63.657
2	1.886	2.920	4.303	6.965	9.925
3	1.638	2.353	3.182	4.541	5.841
4	1.533	2.132	2.776	3.747	4.604
5	1.476	2.015	2.571	3.365	4.032
6	1.440	1.943	2.447	3.143	3.707
7	1.415	1.895	2.365	2.998	3.499
8	1.397	1.860	2.306	2.896	3.355
9	1.383	1.833	2.262	2.821	3.250
10	1.372	1.812	2.228	2.764	3.169
11	1.363	1.796	2.201	2.718	3.106
12	1.356	1.782	2.179	2.681	3.055
13	1.350	1.771	2.160	2.650	3.012
14	1.345	1.761	2.145	2.624	2.977
15	1.341	1.753	2.131	2.602	2.947
16	1.337	1.746	2.120	2.583	2.921
17	1.333	1.740	2.110	2.567	2.898
18	1.330	1.734	2.101	2.552	2.878
19	1.328	1.729	2.093	2.539	2.861
20	1.325	1.725	2.086	2.528	2.845
21	1.323	1.721	2.080	2.518	2.831
22	1.321	1.717	2.074	2.508	2.819
23	1.319	1.714	2.069	2.500	2.807
24	1.318	1.711	2.064	2.492	2.797
25	1.316	1.708	2.060	2.485	2.787
26	1.315	1.706	2.056	2.479	2.779
27	1.314	1.703	2.052	2.473	2.771
28	1.313	1.701	2.048	2.467	2.763
29	1.311	1.699	2.045	2.462	2.756
30	1.310	1.697	2.042	2.457	2.750
31	1.309	1.696	2.040	2.453	2.744
32	1.309	1.694	2.037	2.449	2.738
33	1.308	1.692	2.035	2.445	2.733
34	1.307	1.691	2.032	2.441	2.728
35	1.306	1.690	2.030	2.438	2.724
36	1.306	1.688	2.028	2.434	2.719
37	1.305	1.687	2.026	2.431	2.715
38	1.304	1.686	2.024	2.429	2.712
39	1.304	1.685	2.023	2.426	2.708
40	1.303	1.684	2.021	2.423	2.704
41	1.303	1.683	2.020	2.421	2.701
42	1.302	1.682	2.018	2.418	2.698
43	1.302	1.681	2.017	2.416	2.695
44	1.301	1.680	2.015	2.414	2.692
45	1.301	1.679	2.014	2.412	2.690
46	1.300	1.679	2.013	2.410	2.687
47	1.300	1.678	2.012	2.408	2.685
48	1.299	1.677	2.011	2.407	2.682
49	1.299	1.677	2.010	2.405	2.680
50	1.299	1.676	2.009	2.403	2.678

<b>Df</b>	<b>t 0.10</b>	<b>t 0.05</b>	<b>t 0.025</b>	<b>t 0.01</b>	<b>t 0.005</b>
51	1.298	1.675	2.008	2.402	2.676
52	1.298	1.675	2.007	2.400	2.674
53	1.298	1.674	2.006	2.399	2.672
54	1.297	1.674	2.005	2.397	2.670
55	1.297	1.673	2.004	2.396	2.668
56	1.297	1.673	2.003	2.395	2.667
57	1.297	1.672	2.002	2.394	2.665
58	1.296	1.672	2.002	2.392	2.663
59	1.296	1.671	2.001	2.391	2.662
60	1.296	1.671	2.000	2.390	2.660
61	1.296	1.670	2.000	2.389	2.659
62	1.295	1.670	1.999	2.388	2.657
63	1.295	1.669	1.998	2.387	2.656
64	1.295	1.669	1.998	2.386	2.655
65	1.295	1.669	1.997	2.385	2.654
66	1.295	1.668	1.997	2.384	2.652
67	1.294	1.668	1.996	2.383	2.651
68	1.294	1.668	1.995	2.382	2.650
69	1.294	1.667	1.995	2.382	2.649
70	1.294	1.667	1.994	2.381	2.648
71	1.294	1.667	1.994	2.380	2.647
72	1.293	1.666	1.993	2.379	2.646
73	1.293	1.666	1.993	2.379	2.645
74	1.293	1.666	1.993	2.378	2.644
75	1.293	1.665	1.992	2.377	2.643
76	1.293	1.665	1.992	2.376	2.642
77	1.293	1.665	1.991	2.376	2.641
78	1.292	1.665	1.991	2.375	2.640
79	1.292	1.664	1.990	2.374	2.640
80	1.292	1.664	1.990	2.374	2.639
81	1.292	1.664	1.990	2.373	2.638
82	1.292	1.664	1.989	2.373	2.637
83	1.292	1.663	1.989	2.372	2.636
84	1.292	1.663	1.989	2.372	2.636
85	1.292	1.663	1.988	2.371	2.635
86	1.291	1.663	1.988	2.370	2.634
87	1.291	1.663	1.988	2.370	2.634
88	1.291	1.662	1.987	2.369	2.633
89	1.291	1.662	1.987	2.369	2.632
90	1.291	1.662	1.987	2.368	2.632
91	1.291	1.662	1.986	2.368	2.631
92	1.291	1.662	1.986	2.368	2.630
93	1.291	1.661	1.986	2.367	2.630
94	1.291	1.661	1.986	2.367	2.629
95	1.291	1.661	1.985	2.366	2.629
96	1.290	1.661	1.985	2.366	2.628
97	1.290	1.661	1.985	2.365	2.627
98	1.290	1.661	1.984	2.365	2.627
99	1.290	1.660	1.984	2.365	2.626
100	1.290	1.660	1.984	2.364	2.626