

# DEVELOPING PLACEMENT TEST FOR CHILDREN LANGUAGE CLASS AT "POOH" LANGUAGE CENTER

## A THESIS

By :  
**YULIANA**  
NIM : 8212703003



No. INDIK	0037/06
Tgl. TEST	18 - 11 - 2005
U. I	MM
A. P. H.	
Da. E. K. W.	PS-B1 Yul d-1
KCP	1 (Satu)


**UNIVERSITAS KATOLIK WIDYA MANDALA SURABAYA**  
**PROGRAM PASCASARJANA**  
**PROGRAM STUDI MAGISTER PENDIDIKAN BAHASA INGGRIS**  
**JULI 2005**

## **APPROVAL SHEET**

### **(I)**

This thesis entitled **Developing Placement Test for Children Language Class at “Pooh” Language Center**

Prepared and submitted by Yuliana (8212703003) has been approved to be examined by the Board of Examiners for acquiring the Master’s Degree in Teaching English as a Foreign Language by the following advisor:

A handwritten signature in black ink, appearing to read 'Wuri Soedjatmiko', written over a horizontal line.

**Dr. Wuri Soedjatmiko**  
**Thesis Advisor**

## APPROVAL SHEET


(2)

This thesis entitled **Developing Placement Test for Children Language Class at “Pooh” Language Center**

Prepared and submitted by Yuliana (8212703003) for acquiring the Master’s Degree in Teaching English as a Foreign Language, was examined by the following Board of Examiners on Oral Examination on July 6<sup>th</sup>, 2005.




**Prof. Dr. E. Sadtono**  
Chairperson





**Dr. Patrisius Istiarto Djiwandono**

Member



**Dr. Wuri Soedjatmiko**

Member

**Dr. Wuri Soedjatmiko**  
Director of Post-Graduate School

## **ACKNOWLEDGEMENT**

### **I would like to thank:**

**- My God - Jesus Christ –**

for giving me the ability to finish this thesis- at last ☺

**- My advisor - Dr. Wuri Soedjatmiko-**

for her guidance, suggestions, and patience, understanding, and her time during  
the process of finishing this thesis.

**- My parents and sisters – Linda and Debby –**

for their supports and encouragements.

**- My beloved fiancé- Endra –**

for his encouragement, support, patience, and understanding.

**- My friends- Mario and Shierly Yappy-**

for their helps in finding the references and supports.

**- My colleagues –Yelika, Yohana, Nita and Lili –**

for their helps, supports and encouragements.

**- My best friend - Julia Eka Rini, M.Pd –**

for everything - for being with me through the ups and downs, for supporting,  
helping, and giving me back my confidence  
in completing this thesis.

**Thank You,**

**I would not have made it if it had not been because of you all ☺**

## ABSTRACT

Yuliana. 2005. **Developing Placement Test for Children Language Class at “Pooh” Language Center.** Thesis. Master’s Program in Teaching English as a Foreign Language. English Education Department. Graduate School. Widya Mandala Catholic University.

**Advisor: Dr. Wuri Soedjatmiko.**

**Keywords:** placement test, children classes, language testing, to develop.

This study is about developing placement test for children class. After examining the contents of Cambridge ESOL Examination, the researcher realized the shortcoming of the placement test of “Pooh” Language Center. She was also aware that a placement test could be fun and interesting, and so she proposed to develop a placement test for “Pooh” Language Center. The current placement test that “Pooh” Language Center had, consisted of only answering questions, it did not have any pictures, and it was also far less interesting.

Based on the theories of placement test, how to develop a test, and the children characteristics, the writer developed a novel placement test. The new placement test consisted of pictures from level 1A up to 6B. It also gave the exciting, attractive, and enjoyable activities such as finding the words, and matching by drawing a line. In designing the new placement test, all necessary, attractive needed-pictures were taken from the material books that are used at “Pooh” Language Center.

To check the validity of the new placement test, the writer asked her colleagues’ opinions by means of a structured questionnaire. From the result of the questionnaire, the writer found out that 90,8% of the items covered in the new placement test was appropriate for children and represented the children’s characteristics. The writer also tried out the new placement test to the new students that wanted to enter the children class at “Pooh” Language Center.

The writer hoped that the new developed placement test would be very useful for “Pooh” Language Center.

# TABLE OF CONTENTS

Title	i
Approval Sheet (1)	ii
Approval Sheet (2)	iii
Acknowledgement	iv
Abstract	v
Table of Contents	vi
List of Tables	viii
List of Figures	ix
 <b>I. Introduction</b>	 <b>1</b>
1.1 Background of the Study	1
1.2 Statement of the Problem	3
1.3 Objectives of the Study	4
1.4 Significance of the Study	4
1.5 Scope and Limitation of the Study	4
1.6 Assumption	5
1.7 Theoretical Framework	5
1.7.1 Language Testing	5
1.7.2 Placement Test	6
1.7.3 How Children Learn a Foreign Language	6
1.7.4 Cambridge Young Learners English Test	6
1.7.5 Language Test Development	7
1.8 Definition of Key terms	7
1.9 Organization of Study	8
 <b>II. Review of Related Literature</b>	 <b>9</b>
2.1 Review of Related Literature	9
2.1.1 Test and Functions	9
2.1.1.1 Language Aptitude	9
2.1.1.2 Achievement Test	10
2.1.1.3 Diagnostic	12
2.1.1.4 Proficiency Test	13
2.1.1.5 Placement Test	14
2.1.2 Criteria of a Good Test	15
2.1.3 Content Validity	17
2.1.4 The Nature of Test in Language Teaching	18
2.1.5 How Children Learn a Foreign Language	19
2.1.6 Cambridge Young Learners English Test	21
2.1.7 Language Test Development	27
2.2 Review of Previous Studies	28
 <b>III. Methodology</b>	 <b>30</b>
3.1 Design	30
3.2 Test Development: Procedures of developing the test	32

3.2.1 Establishing the General design of the test	33
3.2.1.1 The number of items and time allotment	34
3.2.1.2 Preparing The Test Items And Directions	34
3.2.1.3 Reviewing The Test Items	35
3.2.1.4 Research Instrument	36
3.2.1.4.1 The Developed Test	36
3.2.1.4.2 The Structured Questionnaire	39
3.2.1.5 The Scoring of The New Placement Test	41
3.3 Test Administration: Try-Out	41
3.3.1 Population and Samples	41
<b>IV. Result and Discussion</b>	42
4.1 Test Specifications	42
4.2 Results of Item Development and test validation	44
4.2.1 Item Development	44
4.2.2 Discussion of Item Development	69
4.2.3 The Result of the Questionnaire	71
4.2.4 The Result of the Try-Out	76
<b>V. SUMMARY AND SUGGESTIONS</b>	84
5.1 Summary	84
5.2 Suggestion	85
<b>BIBLIOGRAPHY</b>	87
<b>APPENDICES</b>	
1. The Old Placement Test	89
2. The Result of the Questionnaires	101

## **LIST OF TABLES**

Table 3.1 Summary of placement test and materials

Table 3.2 Table of specifications

Table 4.1 Test Specifications

Table 4.2 The Result of the Questionnaire

Table 4.3 The Result of the Try-Out



# **LIST OF FIGURES**

Figure 3.1 Research and Development cycles of the study.

Figure 3.2 Procedures for developing the test