



APPENDIX

APPENDIX A
LESSON UNIT PLAN

School : Senior High School
Class : I
Semester : I and II
Field of Study : Language
Sub-Field of Study : English
Topic : Writing
Sub-topic : Narrative writing, using series of pictures

I. General Instructional Objective


Students are able to write an English narrative composition using series of pictures

II. Specific Instructional Objectives

The students are able to fill in the blanks with appropriate subjects, or objects and choose the correct options.

III. Material

The Ball



Instructions.

- I. Study the pictures above. Then fill in the blanks with the appropriate subjects or objects and underline the options based on the series of pictures.

Fill in the subject, predicate and object and underline the correct answer based on the series of pictures

..... and are kicking a (balloon, ball) in the (house, garden). The ball rolls to a (hole, drain). Anton (and, or) Benny (run, walk) after the Then stop. The ball (is, are) in the hole.

Benny runs (to, from) the house. He (is coming, are coming) with some He pours the water into the Soon the ball comes out.

II. Teaching Learning Activities

Teacher	Students
1. Greet the students.	1. Greet the teacher.
2. Distribute copies of series of pictures.	2. Get the copies of series of pictures.
3. Ask the students to study the pictures and the instructions.	3. Study the pictures and the instructions.
4. Give the students some time to fill in the subject, and object and to underline the correct option in the brackets based on the series of pictures.	4. Fill in the subject, and object and underline the correct options.

III. Methods of Teaching

Controlled composition through series of pictures.

IV. Teaching Aids

Blackboard, chalk, copies of direction, copies of questions, picture series.

Composition

Anton and Benny are kicking a (balloon, ball) in the (house, garden). The ball rolls to a (hole, drain). Anton (and, or) Benny (run, walk) after the ball. Then they stop. The ball (is, are) in the hole.

Benny runs (to, from) the house. He (is coming, are coming) with some water. He pours the water into the hole. Soon the ball comes out.

APPENDIX B

LESSON UNIT PLAN

School : Senior High School
Class : I
Semester : II
Field of Study : Language
Sub-field of study : English
Topic : Writing
Sub-topic : Narrative Writing, using series of pictures

I. General Instructional Objective


Students are able to write an English narrative composition using series of pictures.

II. Specific Instructional Objectives

1. Students are able to complete the sentences with the appropriate phrases in the box.
2. Students are able to rearrange the sentences which have already been completed with the phrases on the basis of the picture series to make a composition.

III. Material

What David does on weekdays



Instructions

- I. Look at the pictures. Complete the sentences with the appropriate phrases in the box

The sentences are not arranged in good order

he takes a shower and has his lunch.
listens to his teacher.
watches television before going to bed.
with his friends in the evening
to school every day.
he reads his books and does his homework.

1. When he goes home after school,

2. Sometimes he

3. After lunch

4. David walks

5. He plays

6. In class, he always

II. Rearrange the sentences which have already been completed with the phrases on the basis of the picture series to form a composition

III. Teaching learning activities

Teacher

Students

1. Greet the students.

1. Greet the teacher.

2. Distribute copies of series pictures.

2. Get the copies.

3. Ask the students to study the pictures and the instructions.
4. Ask the students to complete with the appropriate phrases in the box.
5. Ask the students to rearrange the sentences which have already been completed with phrases to form a composition.
3. Study the pictures and the instructions
4. Complete the sentences with appropriate phrases in the box.
5. Rearrange the sentences to form a composition.

IV. Methods of teaching

Controlled composition through series of pictures

V. Teaching Aid

Blackboard, chalk, copies of directions, copies of questions.

Answers

1. When he goes home after school, he takes a shower and has his lunch.
2. Sometimes he watches television before going to bed.
3. After lunch, he reads his book and does his homework.
4. David walks to school every day.
5. He plays with his friends in the evening.
6. In class, he always listens to his teacher.

Composition

David walks to school every day. In class, he always listens to his teacher when he goes home after school, he takes a shower and has his lunch. After lunch, he reads his book and does his homework. He plays with his friends in the evening and sometimes he watches television before going to bed.

APPENDIX C
LESSON UNIT PLAN

School : Senior High School
Class : I
Semester : I and II
Field of Study : Language
Sub-field of Study : English
Topic : Writing
Sub-topic : Narrative writing, using series of pictures

I. General Instructional Objectives


Students are able to write an English narrative composition using series of pictures.

II. Specific Instructional Objectives

1. Students are able to answer the questions based on the series of pictures
2. Students are able to rearrange the answers based on the series of pictures to form a good composition

III. Material

A Present



Instructions.

I. Read the questions first, then complete the answers based on the series of pictures.

1. What is Mrs. Handoyo going to buy for them ?

Mrs. Handoyo

2. What does Andy want ?

Andy

3. What day is it ?

It

4. Where do they go first ?

First

5. What does Shinta want ?

Shinta

6. Finally, where is Mrs. Handoyo going?

Mrs. Handoyo

7. Where is Mrs. Handoyo taking Andy and Shinta ?

Mrs. Handoyo

II. Rearrange the answers based on the series of pictures to produce good composition

III. Teaching Learning Activities

Teacher	Students
1. Greet the students.	1. Greet the teacher.
2. Distribute copies of series of pictures.	2. Get the copies.
3. Ask the students to study the pictures and the instructions.	3. Study the pictures and the instructions.
4. Ask the students to read the questions and complete the answers based on the series of pictures.	4. Read the questions and complete the answers based on the series of pictures.
5. Ask the students to rearrange the answers based on the series of pictures to make a composition.	5. Rearrange the answers based on the series of pictures to make a good composition.

IV. Methods of Teaching

Controlled composition through series of pictures

V. Teaching Aid

Blackboard, chalk, copies of directions, copies of questions, picture series

The answers

1. Mrs Handoyo is going to buy presents for them.
2. Andy wants to buy a big ball.
3. It is Saturday.
4. First they go to a dress shop.
5. Shinta wants a new dress.
6. Mrs. Handoyo is going to the cashier for paying the ball.
7. Mrs. Handoyo is taking Andy and Shinta to the shops.

Composition

It is Saturday. Mrs. Handoyo is taking Andy and Shinta to the shops. She is going to buy presents for them. First, they go to a dress shop because Shinta wants a new dress. Andy wants a big ball, and after that Mrs. Handoyo is going to the cashier for paying the ball.