



















Lampiran B. Data Skoring

		Jawab: (nomer pertanyaan)																																																																				
No	Nama	JK	Usr	Kls	1	2	3	4	5	6	7	8	9	10	11	12	13	14	15	16	17	18	19	20	21	22	23	24	25	26	27	28	29	30	31	32	33	34	35	36	37	38	39	40	41	42	43	44	45	46	47	48	49	50	51	52	53	54	55	56	57	58	59	60	61	62	RS			
1	JJP	L	13	VII-1	4	4	3	2	3	3	3	4	3	3	4	2	3	3	3	3	3	4	3	4	3	2	4	2	3	3	2	4	3	4	3	3	3	2	2	2	3	2	3	2	3	2	3	1	3	4	3	2	3	3	2	1	3	2	4	4	2	3	3	2	4	4	1	3	179	
2	MEY	L	12	VII-1	2	4	4	2	4	4	4	4	4	4	2	1	3	4	3	4	1	4	3	3	4	2	4	4	1	3	4	4	4	4	4	4	4	4	4	4	3	3	3	3	4	2	4	4	4	3	4	3	2	1	3	2	4	4	3	3	3	3	4	4	1	3	202			
3	ICK	L	13	VII-1	3	4	3	2	2	2	4	3	3	3	2	3	3	4	3	3	4	4	4	3	3	4	3	3	3	2	3	4	3	4	4	4	3	3	3	4	2	2	2	3	3	4	3	4	1	4	2	2	1	3	2	4	4	3	3	3	3	3	3	4	3	3	187			
4	MSP	L	12	VII-1	2	4	3	2	3	3	3	4	4	4	3	3	3	4	3	4	3	2	3	4	2	4	2	3	4	2	3	3	3	4	3	4	3	3	4	2	3	3	4	2	4	4	4	3	2	3	2	3	2	4	4	2	2	4	2	4	4	3	1	191						
5	GTPH	P	12	VII-1	3	2	4	3	4	2	2	1	4	2	3	2	2	3	3	1	2	2	3	1	3	4	2	2	3	2	2	2	2	3	2	3	3	4	3	2	2	3	2	4	4	3	2	2	4	1	3	1	3	2	3	3	2	2	3	3	2	2	3	2	3	158				
6	JCN	L	12	VII-1	2	3	3	2	3	3	3	4	3	4	3	3	3	4	4	3	3	2	4	3	3	4	3	4	3	2	3	3	3	3	3	4	3	4	3	4	3	4	3	4	3	4	3	1	3	3	2	3	4	3	2	4	2	3	4	3	3	194								
7	RAC	L	12	VII-1	3	3	4	2	2	3	2	2	4	3	1	3	4	4	3	3	4	4	2	1	4	1	4	4	2	4	4	4	4	4	4	3	3	3	4	4	4	4	4	3	3	4	4	2	3	4	3	4	3	3	4	3	2	3	3	3	1	4	196							
8	MDH	L	12	VII-1	3	4	3	3	4	2	3	2	3	3	3	3	4	3	4	3	3	2	3	3	3	4	2	3	4	3	4	3	4	3	3	4	3	3	3	3	3	3	3	3	3	3	3	3	4	3	2	4	2	3	3	3	2	3	3	2	3	1	3	3	3	187				
9	EAT	P	12	VII-1	2	4	4	3	3	3	2	1	3	3	2	2	4	2	3	2	3	3	4	2	1	4	2	2	2	2	2	3	4	4	4	3	3	3	3	3	3	3	3	3	2	3	2	2	2	3	3	1	3	3	3	3	3	3	3	3	1	3	3	3	3	169				
10	KFH	L	12	VII-1	3	3	4	3	3	3	3	3	2	3	2	2	3	3	3	3	2	3	3	3	3	2	3	3	2	3	4	3	3	3	3	3	3	3	3	3	3	3	3	3	3	3	3	3	3	3	2	3	4	3	3	3	3	3	3	3	3	3	3	181						
11	MJK	L	12	VII-1	3	3	4	3	3	4	3	3	2	3	2	3	3	3	4	2	2	3	4	2	2	4	2	3	4	3	3	4	3	3	3	4	2	3	3	2	2	3	2	3	2	3	3	3	1	3	3	2	3	3	2	3	3	2	3	3	1	3	3	2	3	175				
12	KGT	L	12	VII-1	3	3	4	2	4	3	3	3	3	3	3	3	3	3	4	3	3	3	3	3	3	2	3	3	3	3	3	3	3	3	3	3	3	3	3	3	3	3	3	3	3	3	3	3	3	2	2	3	3	2	3	3	2	3	2	3	3	3	3	180						
13	MES	P	13	VII-1	2	4	4	3	4	3	3	3	4	4	3	2	4	3	4	2	4	3	4	2	2	4	2	2	3	1	3	4	3	3	4	4	3	2	3	2	3	2	4	3	3	3	4	3	2	4	2	2	3	3	2	4	4	3	2	3	2	3	4	2	3	186				
14	BKAWP	12	VII-1	3	3	3	2	3	3	3	2	3	3	4	3	2	3	4	3	3	3	3	3	3	3	3	2	4	3	3	2	3	2	3	3	3	3	3	2	3	3	2	4	3	3	3	4	3	3	4	3	2	3	3	2	3	3	3	2	3	3	3	2	3	180					
15	VBEF	L	13	VII-1	2	3	3	3	4	3	3	4	4	1	4	3	3	3	1	3	3	3	3	3	3	3	2	3	2	2	3	3	3	3	3	4	2	3	3	2	2	3	2	2	3	3	3	2	3	3	2	2	3	3	2	2	3	3	2	3	2	3	2	168						
16	GMR	L	12	VII-1	2	3	3	2	3	2	2	3	3	2	2	3	2	3	3	2	3	3	2	3	3	3	2	3	3	2	3	3	3	3	3	2	2	3	3	2	2	2	2	2	3	3	2	3	2	3	2	3	2	3	3	2	3	3	2	2	3	3	2	2	161					
17	S.	L	13	VII-1	2	3	3	2	2	2	2	1	4	2	3	3	3	2	3	2	4	3	4	1	2	4	2	1	2	3	2	3	4	2	3	4	4	1	3	1	3	1	3	1	3	1	4	1	2	2	4	2	3	4	1	2	2	2	2	2	1	3	1	2	2	149				
18	BFG	L	13	VII-1	1	4	4	3	2	3	1	2	4	4	4	2	4	1	4	1	4	4	4	1	1	4	1	4	1	4	3	2	4	4	3	4	4	4	4	4	4	3	4	2	2	3	4	4	1	3	4	4	3	4	3	2	3	3	2	4	4	2	3	2	4	2	4	187		
19	AJPD	P	13	VII-1	3	4	3	3	4	4	2	3	4	4	3	2	4	4	4	3	2	4	4	2	4	4	2	4	4	3	3	3	4	4	3	4	4	4	3	2	4	3	4	3	2	3	4	4	3	4	3	1	3	4	3	4	4	2	3	4	3	4	4	2	3	203				
20	PWH	P	12	VII-1	3	3	4	2	4	2	2	4	4	4	3	3	3	3	3	3	3	4	3	1	4	1	3	3	2	2	3	2	3	2	3	3	3	3	3	3	2	3	3	2	3	3	1	4	3	3	2	2	3	2	3	3	2	2	3	2	2	2	2	169						
21	VSP	P	12	VII-1	2	4	4	3	4	3	3	3	4	3	3	3	3	3	4	3	3	3	3	2	2	4	2	3	3	2	3	3	4	3	3	4	3	4	2	3	3	3	3	4	2	3	3	3	3	4	3	2	2	3	2	4	3	2	3	3	3	2	4	4	3	3	190			
22	AYFP	P	12	VII-1	3	3	3	3	4	4	3	3	2	4	3	2	4	4	4	3	4	3	4	3	4	4	4	3	4	4	4	4	4	4	4	3	4	3	4	3	3	3	3	3	4	3	3	3	3	3	3	2	3	3	3	4	3	2	3	3	3	3	4	3	4	205				
23	YAL	L	12	VII-1	3	4	3	1	3	3	2	3	2	3	3	3	3	4	3	3	3	1	3	3	4	2	3	4	3	3	3	4	3	3	4	3	3	3	3	3	3	3	4	4	2	3	4	3	4	3	2	4	4	3	2	4	3	3	4	3	3	3	4	3	3	4	186			
24	APLP	P	12	VII-1	3	3	4	3	4	4	1	3	2	4	4	2	3	4	3	4	3	4	3	3	1	1	4	1	1	3	4	2	3	1	4	1	3	3	4	1	2	2	2	2	3	4	2	4	3	1	2	3	2	4	3	3	4	2	2	4	2	4	1	2	169					
25	JDDA	P	12	VII-1	2	4	4	3	3	2	2	3	4	3	2	4	4	4	4	4	4	3	4	4	3	3	2	3	3	3	3	4	3	3	3	4	3	3	4	3	3	4	2	3	3	4	4	1	4	3	1	2	3	3	4	3	2	3	3	2	3	2	4	3	2	4	192			
26	CN	P	14	VII-1	2	4	4	3	3	4	2	2	4	4	1	4	2	4	3	4	1	4	2	4	4	2	2	4	2	4	2	4	4	4	4	4	4	4	3	2	4	4	4	4	2	4	3	4	1	4	4	4	1	4	4	1	2	3	3	1	3	2	4	4	2	4	4	3	4	195
27	ABFP	L	13	VII-1	1	3	4	2	2	2	1	4	1	3	2	2	4	1	2	1	2	2	2	2	2	1	2	4	3	2	2	2	2	4	4	4	2	2	2	2	2	2	2	2	2	2	2	4	2	1	4	4	3	1	2	2	3	3	1	4	4	2	1	1	2	1	2	2	2	141
28	RAKR	P	13	VII-1	2	3	3	3	2	3	3	1	4	4	1	4	3	3	4	1	3	1	4	1	1	4	1	1	2	3	3	3	4	3	4	3	3	2	3	2	3	2	3	2	3	4	4	4	3	3	3	3	2	3	4	3	4	4	2	3	3	3	3	3	3	3	3	3	177	
29	AM	L	12	VII-1	3	3	4	3	4	2	3	3	3	4	3	3	3	4	3	3	4	3	3	4	3	3	3	3	4	3	2	3	3	4	3	3	3	4																																

















Lampiran C. Data Valid Skala Motivasi Berprestasi

		jum.aitem		2	5	11	12	13	14	15	16	17	18	20	22	23	24	25	26	27	28	29	30	
		fav / unfav		fav	fav	fav	unfa	fav	unfa	fav	unfa	unfa	fav	fav	unfa	fav	fav	unfa	fav	unfa	fav	unfa	Raw	
		aitem valid		4	15	29	32	33	37	39	40	42	44	48	50	51	52	54	55	56	58	60	61	Score
No	Nama	JK																						
1	J.J.P	L	2	3	4	3	2	2	3	2	1	4	3	1	3	2	4	2	3	2	4	1	51	
2	M.E.Y	L	2	4	4	4	4	3	3	3	2	4	3	1	3	2	4	3	3	3	4	1	60	
3	I.C.K	L	2	4	3	3	3	2	2	3	3	3	2	1	3	2	4	3	3	3	4	3	56	
4	M.S.P	L	2	3	3	4	4	2	3	2	2	4	3	3	3	2	4	2	2	2	4	3	57	
5	G.T.P.H	P	3	3	3	3	4	3	4	4	2	4	3	3	3	2	3	3	2	3	3	2	60	
6	J.C.N	L	2	4	3	4	3	3	2	2	4	4	3	3	3	2	4	3	2	2	4	3	60	
7	R.A.C	L	2	4	4	4	4	4	4	4	3	4	4	4	3	3	4	3	2	3	3	1	67	
8	M.D.H	L	3	4	4	4	3	3	3	3	3	4	2	3	3	2	3	3	2	1	3	3	59	
9	R.A.T	P	3	3	4	3	3	3	3	2	2	2	3	3	3	3	3	3	3	1	3	3	56	
10	K.F.H	L	3	3	3	3	3	3	3	3	3	4	3	3	4	3	3	3	2	3	3	3	61	
11	M.J.K	L	3	4	3	4	2	2	2	3	3	3	3	3	3	2	3	2	3	1	3	2	54	
12	K.G.T	L	2	4	3	3	3	3	3	3	3	3	2	3	3	2	3	2	2	2	3	3	55	
13	M.E.S	P	3	4	4	4	4	2	2	4	3	4	2	3	3	2	4	3	2	2	4	2	61	
14	B.K.A.W	P	2	4	2	3	3	3	4	3	3	4	3	3	3	2	3	3	2	3	3	2	58	
15	V.B.E.P	L	3	3	3	3	4	2	3	2	2	3	3	2	2	3	3	2	3	2	2	3	53	
16	G.M.R	L	3	3	3	2	2	2	2	3	3	3	3	3	3	2	3	2	2	3	3	2	52	
17	S.	L	2	3	4	4	4	3	3	1	3	4	4	3	4	1	2	2	2	1	1	2	53	
18	B.F.G	L	3	4	3	4	4	2	3	4	1	4	3	3	3	2	4	2	3	2	4	2	60	
19	A.J.P.D	P	3	4	4	4	4	2	3	4	2	4	3	3	4	3	4	2	3	3	4	2	65	
20	P.W.H	P	2	3	2	3	3	3	2	3	1	3	3	3	2	2	3	2	2	2	2	2	48	
21	V.S.P	P	3	4	4	4	3	3	3	4	3	4	3	4	3	2	3	3	2	4	4	3	66	
22	A.Y.P.P	P	3	4	4	4	3	3	3	4	3	4	3	3	3	3	3	2	3	3	4	3	65	
23	Y. A.L	L	1	3	4	4	3	3	4	2	4	4	4	2	4	3	4	3	3	3	3	3	64	
24	A.P.L.P	P	3	3	3	1	3	2	2	2	4	4	3	4	3	3	4	2	2	2	4	1	55	
25	J.D.D.A.R.	P	3	4	3	4	3	2	3	4	3	4	3	2	3	3	3	2	3	2	3	2	59	
26	C.N.	P	3	4	4	4	3	4	4	3	1	4	4	2	3	3	3	2	4	2	4	3	64	
27	A.B.P.P	L	2	2	2	4	2	2	2	4	1	4	2	3	1	1	4	2	1	2	2	2	45	
28	R.A.K.R.	P	3	4	4	3	3	3	3	4	4	4	3	3	4	3	4	2	3	3	3	3	66	
29	A.M.	L	3	4	4	3	4	3	4	3	3	3	4	3	3	3	3	3	3	3	3	3	65	
30	A. A.T	L	3	3	3	3	3	3	3	3	3	4	3	3	3	2	4	3	2	2	4	3	60	
31	K.A.L.D	L	3	3	4	4	3	3	4	3	3	4	3	2	3	3	3	3	3	2	3	2	61	
32	A.D.	P	3	4	3	1	3	3	3	4	2	3	3	3	4	2	4	2	4	2	3	2	58	
33	J.N.G.	P	2	3	4	4	4	1	4	4	4	4	2	3	4	2	4	2	2	2	4	3	62	
34	A.H.	L	3	3	3	4	3	3	2	4	3	3	3	2	2	2	3	3	3	3	3	3	58	
35	M.A.L.T	L	2	3	3	4	4	2	3	4	3	4	3	3	3	3	3	2	3	2	4	3	61	
36	H.I.H.	L	2	4	4	4	4	4	3	4	4	4	3	2	3	2	4	3	2	3	4	2	65	
37	T.	P	2	3	3	4	2	2	3	4	3	3	1	2	3	1	3	2	1	3	3	3	51	
38	A.P.L	L	3	4	3	4	3	3	3	3	3	3	3	2	2	2	3	2	3	3	3	3	58	
39	C.K.	L	1	4	4	4	3	4	3	3	2	3	2	3	3	2	3	3	4	2	4	2	59	
40	P.P.	L	1	2	3	2	3	2	2	2	4	2	2	3	2	2	3	2	2	2	3	3	47	
41	P.N.D.	L	2	4	2	4	2	3	3	3	2	3	2	3	3	2	4	3	2	2	4	3	56	
42	P.P.	L	2	3	3	2	2	2	3	3	4	4	3	2	3	2	4	2	3	2	4	3	56	
43	C.B.	L	3	4	3	4	2	2	3	4	4	4	2	3	3	2	4	2	2	2	3	2	58	
44	A.D.S.	P	2	4	3	3	3	2	4	3	2	4	3	3	3	3	3	2	3	2	3	2	57	
45	F.U.K.	P	2	2	3	3	3	2	2	2	3	3	2	2	3	2	3	3	1	2	3	3	49	
46	A.S.V.	P	3	3	3	3	2	1	2	3	2	3	2	1	3	2	3	2	2	2	3	2	47	

Lampiran C. Data Valid Skala Motivasi Berprestasi

47	O.W.W.	P	2	2	2	3	2	2	2	4	2	3	2	4	3	2	3	2	2	2	3	3	50
48	S.	L	3	4	4	4	4	4	3	4	4	4	4	4	4	4	3	3	2	4	3	73	
49	D.H.H.	L	4	3	3	3	4	4	3	4	3	4	3	3	3	3	3	3	3	4	3	66	
50	Y.D.A.	L	3	3	3	3	3	3	3	4	3	3	4	3	3	3	4	3	3	3	3	63	
51	J.Q.S.	L	3	3	3	3	4	3	4	4	3	4	3	3	3	3	4	3	2	2	4	3	64
52	G.P.	L	3	4	4	4	4	3	3	4	4	4	3	2	3	3	4	3	4	2	4	3	68
53	M.L.B.	P	3	4	4	4	3	3	4	4	4	4	3	2	3	3	4	2	3	3	4	1	65
54	M.D.C.N.	P	2	3	3	4	2	2	2	4	3	3	3	2	2	2	4	3	2	2	3	2	53
55	L.	L	3	3	4	2	3	2	3	3	3	3	2	2	3	2	3	3	2	2	3	3	54
56	S.A.P.	P	2	3	3	4	4	3	3	4	2	4	3	3	3	2	4	2	2	3	3	3	60
57	J.P.W.	L	2	3	3	3	2	2	3	3	3	3	2	3	3	2	4	3	2	3	3	3	55
58	A.I.S.	P	2	4	3	4	3	4	3	4	3	4	4	4	3	3	4	3	3	3	4	4	69
59	M.K.	P	2	3	3	3	2	2	3	3	2	3	2	3	2	2	3	3	2	2	3	2	50
60	J.I.J.	P	3	2	4	4	3	2	2	3	2	4	3	1	4	3	4	2	2	2	4	1	55
61	S.G.P.	P	1	3	3	3	3	3	2	2	2	3	3	2	3	2	3	2	3	2	3	2	50
62	I.H.	L	2	2	3	4	2	2	2	4	2	4	2	2	3	2	3	2	2	2	4	2	51
63	Y.A.D.	L	2	4	4	4	4	3	2	4	3	4	3	4	3	3	4	3	2	3	3	3	65
64	G.D.H.E.	L	2	3	4	3	2	3	4	3	3	4	4	3	3	2	4	3	4	2	4	3	63
65	T.N.N.P.	L	2	4	4	4	4	2	4	3	4	4	3	1	3	4	3	2	2	2	4	2	61
66	E.L.L	L	3	3	3	3	3	3	4	3	3	4	3	3	3	1	3	2	2	3	4	3	59
67	A.D.T.S.	P	3	4	3	3	3	3	4	3	3	4	3	3	3	2	4	3	4	2	3	3	63
68	S.O.	P	2	3	3	4	3	2	4	4	2	4	3	4	3	2	4	2	2	1	4	1	57
69	M.S.I.W.	P	2	4	3	4	3	3	4	4	3	4	3	4	3	2	4	3	2	3	4	3	65
70	D.L.	L	3	3	3	3	3	2	2	4	3	4	2	3	3	2	3	2	2	2	4	3	56
71	F.A.	L	2	3	3	3	4	3	2	3	3	4	3	3	3	2	4	3	3	2	3	3	59
72	F.C.W.	L	2	3	3	3	4	3	2	3	2	3	3	3	3	2	3	2	3	3	3	2	55
73	V.M.	P	2	3	2	4	2	2	2	4	2	4	2	3	3	2	4	3	2	3	3	2	54
74	G.C.	P	2	3	3	4	3	2	3	3	2	4	2	2	3	3	4	3	3	2	3	3	57
75	LL.	L	3	4	4	3	4	3	3	4	3	4	3	4	3	3	3	3	3	1	3	3	64
76	M.A.T.A.K	P	2	2	3	2	4	4	2	3	2	2	3	2	4	3	3	4	3	3	3	2	56
77	F.C.M.	P	4	4	4	4	3	4	4	4	3	4	4	3	3	4	4	3	4	3	3	4	73
78	E.L.A.F.	P	3	4	3	3	3	2	3	3	2	3	3	3	4	2	4	2	3	3	4	2	59
79	L.F.	P	3	3	3	3	3	3	3	4	3	4	2	3	3	2	3	2	2	2	4	3	58
80	E.F.	L	2	3	4	3	4	2	2	4	3	4	3	3	3	2	3	3	2	2	3	3	58
81	J.K.	P	2	3	3	3	3	1	2	4	2	3	2	3	2	2	3	1	1	2	4	2	48
82	K.C.	L	3	4	4	4	3	2	4	4	4	4	3	3	3	3	4	2	3	3	4	3	67
83	Y.D.B.	L	1	3	3	4	3	2	3	3	3	3	2	3	3	2	3	2	2	2	3	3	53
84	O.S.L.	L	3	3	4	4	4	4	3	4	4	4	3	3	4	3	4	3	3	3	4	4	71
85	A.D.T.	P	3	4	4	3	4	3	4	3	3	4	4	3	3	3	4	3	3	2	4	3	67
86	L.P.L	L	4	3	3	3	4	3	4	4	2	4	3	3	3	3	4	3	3	2	3	3	64
87	F.K.W.	L	2	3	2	3	2	2	2	3	3	4	2	3	3	2	4	2	2	2	4	2	52
88	T.A.E.P.	P	3	4	4	3	4	3	4	3	3	4	3	2	3	3	4	3	2	2	3	3	63
89	Y.P.	L	2	4	4	S	4	4	3	3	3	3	4	2	4	1	3	2	2	3	2	4	57
90	M.V.	P	3	3	4	4	4	2	3	3	3	4	3	4	3	3	3	2	2	4	4	4	65
91	M.S.I.W.K.	P	3	4	2	4	4	4	4	4	3	4	4	4	4	4	4	3	3	3	4	4	73
92	R.E.	L	3	4	3	4	4	3	4	3	3	4	3	3	3	3	4	3	3	2	4	3	66
93	M.A.W.S.	P	3	3	3	4	3	4	2	3	3	4	3	2	4	2	4	3	2	3	4	3	62
94	R.C.D.	P	3	4	3	3	3	4	4	4	3	4	4	3	3	3	4	3	3	3	3	2	66
95	N.K.	P	2	4	3	4	3	3	3	4	3	4	2	4	3	2	4	3	2	2	4	3	62
96	A.T.W.	L	3	4	3	3	4	3	4	3	4	4	3	4	3	2	3	3	2	2	4	3	64

## Lampiran C. Data Valid Skala Motivasi Berprestasi

97	Y.T.	L	4	4	3	4	4	3	4	4	3	4	4	4	3	4	4	3	3	3	4	3	72
98	J.G.	L	3	3	4	3	4	3	3	3	3	4	3	3	4	3	4	2	3	2	4	2	63
99	B.M.W.W.	L	3	3	4	4	3	1	3	4	3	3	3	3	3	4	3	3	3	3	3	3	62
100	A.B.D.	L	3	3	4	4	3	3	3	4	3	4	3	2	4	3	4	2	3	2	4	2	63
101	G.R.	L	2	4	3	3	3	2	3	4	4	4	3	1	2	2	4	1	3	4	4	1	57
102	NK.P.P.	P	2	4	3	4	3	3	4	4	3	4	3	3	3	2	3	3	2	2	3	2	60
103	Y.K.	L	2	3	3	4	4	3	3	4	3	3	2	4	3	2	3	3	2	2	4	3	60
104	R.	L	3	3	4	3	4	2	2	3	1	3	2	3	3	2	3	2	2	2	3	2	52
105	K.A.I.P.	L	3	4	3	4	3	2	3	4	4	3	3	2	3	2	4	2	2	3	4	3	61
106	S.E.	L	2	3	3	3	4	3	3	3	3	4	3	3	3	3	3	3	3	2	3	3	60
107	I.K.S.	L	4	4	3	4	4	2	4	4	3	4	3	3	3	2	4	2	3	2	4	2	64
108	K.P.N.	L	1	2	2	2	1	3	1	4	1	4	2	4	3	4	4	1	1	2	4	1	47
109	IT.W.	L	2	2	4	4	4	4	2	4	4	4	2	4	4	1	4	2	1	1	4	1	58
110	M.V.	P	3	3	4	3	4	4	3	4	3	4	3	3	4	3	3	3	3	3	4	3	67
111	P.B.T.	P	3	4	4	4	4	4	4	4	4	4	3	4	4	4	4	4	4	2	4	4	76
112	C.Y.P.	P	2	4	4	3	3	3	3	3	2	4	3	3	3	2	4	3	2	3	3	2	59
113	M.M.	P	3	4	4	4	3	3	4	3	3	4	3	3	4	3	4	3	3	3	4	3	68
114	H.F.	P	2	3	3	4	1	2	4	3	2	3	2	3	2	2	3	4	2	2	3	4	54
115	D.C.H.	L	3	4	3	4	3	2	2	2	3	4	3	2	2	2	3	2	3	2	4	3	56
116	R.S.	L	2	4	4	4	2	3	3	4	3	3	3	4	3	3	3	2	2	1	3	1	57
117	A.O.P.K.	L	3	2	3	2	3	3	2	3	3	3	3	3	3	3	3	3	3	2	2	3	55
118	S.E.S.	L	1	4	4	4	3	4	4	4	3	4	3	4	3	3	4	2	3	3	4	4	68
119	A.	L	3	3	3	2	2	2	2	2	3	3	2	2	3	2	3	2	2	2	2	2	47
120	IS.	L	2	3	4	3	3	3	3	3	3	3	3	3	4	2	4	3	3	2	3	2	59
121	A.H.W.	L	3	3	3	3	4	2	2	4	3	3	2	3	2	2	4	2	3	1	4	2	55
122	A.L.	P	2	3	3	3	3	4	2	3	3	3	2	3	3	1	3	3	2	3	3	2	54
123	A.R.H.	P	1	3	4	3	4	3	3	3	3	4	1	3	3	1	4	4	1	4	4	3	59
124	N.N.M.	L	3	4	4	4	4	3	3	4	3	3	4	3	3	3	4	3	2	4	4	4	69
125	S.M.S.	P	2	3	3	3	4	2	3	3	3	3	3	1	3	3	4	2	2	2	4	2	55
126	E.N.	P	2	4	4	3	2	3	2	4	2	4	3	4	3	3	4	2	2	1	3	1	56
127	D.W.	L	3	2	3	3	3	2	2	3	3	3	2	2	2	2	3	2	3	2	3	2	50
128	A.O.W.	L	2	3	2	3	4	2	2	3	2	3	3	4	4	2	3	3	2	2	4	3	56
129	A.G.	L	1	2	3	3	2	2	1	3	2	3	2	3	3	2	3	2	2	3	3	2	47
130	A.A.K.	L	2	1	3	3	4	3	2	4	2	4	2	3	1	2	3	3	2	3	2	3	52
131	F.P.N.	L	2	4	3	2	3	2	3	3	2	3	3	1	3	3	3	2	3	2	3	1	51
132	D.T.A.	P	3	4	3	3	4	2	2	4	2	4	2	3	3	2	4	2	1	1	3	1	53
133	R.B.	L	1	3	3	2	3	3	2	3	2	3	3	2	3	2	4	3	2	2	4	2	52
134	J.C.B.K.P.	L	3	4	4	3	3	1	2	4	4	4	3	3	3	3	3	1	3	2	4	3	60
135	R.K.P.	P	2	2	2	3	3	3	1	3	3	3	2	2	3	2	2	3	2	2	3	3	49
136	L.C.D.	P	2	4	4	3	3	3	4	3	3	4	3	3	3	3	4	2	3	3	4	3	64
137	S.P.	P	2	4	3	1	2	2	2	4	2	3	3	3	3	2	3	3	2	3	4	3	54
138	M.K.B.T.	P	3	4	3	3	4	2	3	3	2	4	3	3	4	3	3	2	2	2	4	2	59
139	L.S.E.	L	2	3	2	4	4	2	2	4	3	3	2	4	2	2	3	2	2	2	4	2	54
140	S.E.	P	3	3	2	3	4	3	2	3	2	4	3	3	4	3	4	3	2	3	4	3	61
141	O.E.	P	4	4	4	4	4	4	3	4	3	4	3	4	3	3	4	4	1	4	4	3	71
142	L.S.S.	P	3	4	4	3	4	2	2	4	4	4	3	4	3	2	4	2	2	2	4	4	64
143	F.	P	2	4	3	4	4	2	3	4	4	4	3	3	3	3	4	2	3	3	4	4	66
144	M.T.	P	3	3	3	3	4	2	2	3	3	4	3	3	4	3	4	3	2	3	3	3	61
145	C.S.	P	2	4	4	4	4	3	2	4	1	4	4	3	3	4	4	3	3	3	4	2	65
146	J.J.R.	P	4	2	4	3	4	4	1	4	2	4	4	4	4	3	4	4	3	4	4	4	70

## Lampiran C. Data Valid Skala Motivasi Berprestasi

147	M.J.K.	L	2	2	2	3	2	3	3	3	2	3	3	3	2	4	4	3	4	3	4	4	59
148	A.A.Y.	L	3	3	3	3	4	3	3	3	3	4	3	4	4	2	4	2	3	3	4	2	63
149	C.A.W.	L	4	3	3	4	2	4	2	4	3	4	3	4	4	2	4	2	3	3	4	2	64
150	F.X.M.	L	2	2	2	3	2	2	2	3	3	3	1	1	2	2	2	2	2	2	4	1	43
151	A.A.	L	3	3	3	3	2	2	2	3	2	3	2	3	2	2	3	2	2	3	3	2	50
152	F.E.	L	2	4	3	4	3	3	3	3	3	4	3	2	3	2	4	3	2	2	4	3	60
153	S.P.S.	P	2	4	3	3	3	2	2	4	3	4	2	3	3	2	3	3	2	2	2	3	55
154	E.E.W.	P	1	2	3	3	3	2	2	3	2	3	2	2	3	2	3	2	2	2	4	2	48
155	E.O.S.	L	2	4	4	4	4	3	4	4	4	4	3	4	3	2	4	2	4	2	4	2	67
156	V.A.C.	P	2	3	3	3	2	3	2	4	3	4	2	3	2	2	3	3	2	2	3	3	54
157	F.N.	P	3	4	3	2	4	3	2	3	3	4	3	2	3	2	4	3	2	2	4	2	58
158	E.V.	P	1	2	4	2	2	2	2	3	3	4	2	2	3	2	4	3	2	1	4	3	51
159	D.A.N.	L	3	3	3	3	2	2	2	3	2	3	2	2	2	2	3	2	3	2	4	2	50
160	E.O.	P	2	3	3	3	4	3	1	1	3	4	2	2	3	2	3	3	3	1	4	3	53
161	J.S.	L	2	4	3	3	3	2	3	3	3	3	2	3	3	2	4	2	2	3	4	3	57
162	N.K.	L	3	3	3	3	3	2	2	3	3	4	3	2	3	2	3	2	2	2	3	3	54
163	K.	P	2	4	3	4	3	2	2	4	4	4	3	4	3	3	3	3	3	2	4	3	63
164	E. A.H.	L	1	1	1	4	2	2	2	2	4	3	2	2	2	2	2	2	2	1	3	2	42
165	C.H.	L	3	3	3	4	3	2	1	2	2	4	2	2	2	2	3	2	2	3	3	2	50
166	R.N.S.	P	3	2	4	4	3	1	1	4	1	3	2	4	3	3	3	1	2	2	2	2	50
167	M.A.	P	2	3	3	3	2	3	2	4	2	3	3	2	4	2	4	2	3	2	3	3	55
168	K.K.	L	3	3	3	3	3	2	3	4	3	3	3	3	3	3	3	3	3	2	3	3	59
169	S.K.K.	P	2	2	2	3	3	1	2	3	2	4	3	3	2	2	4	2	2	2	3	2	49
170	B.D.P.	L	4	4	4	4	4	1	4	4	1	4	4	4	3	3	4	4	4	2	4	4	70
171	M.C.	L	2	3	2	3	2	2	2	3	3	3	2	2	2	2	3	2	2	2	3	2	47
172	A.C.	P	3	3	4	4	4	2	3	4	3	4	3	3	3	3	4	3	2	3	3	2	63
173	V.P.G.W.	P	2	2	3	2	4	3	4	4	2	3	2	2	3	3	3	3	2	3	4	2	56
174	E.C.P.	L	2	3	4	3	1	2	2	2	2	4	2	3	4	1	4	3	2	1	4	3	52
175	L.K.	L	3	3	3	4	4	2	2	4	4	4	3	4	4	3	4	2	2	2	4	1	62
176	P.K.	P	2	2	2	2	4	2	2	2	1	1	2	2	2	2	3	3	2	2	2	2	42
177	C.A.	P	2	3	3	3	3	2	3	4	3	4	2	2	3	2	3	2	2	3	3	3	55
178	HE.	P	2	4	3	3	4	4	3	4	4	4	3	4	3	3	4	3	4	3	4	1	67
179	J.S.	L	2	4	2	3	4	3	3	3	3	3	2	3	3	2	3	3	3	2	3	3	57
180	A.W.	L	2	3	3	4	2	3	2	4	2	3	3	3	3	3	3	3	1	4	4	4	59
181	P.F.N.	L	2	2	3	2	3	3	2	3	2	4	2	3	3	2	4	2	2	2	3	3	52
182	I.F.O.	L	3	3	4	4	4	3	3	4	2	4	3	4	3	2	4	2	2	3	4	2	63
183	T.A.G.S.	L	3	3	2	3	2	2	2	3	3	3	2	3	3	2	3	2	2	2	4	3	52
184	E.T.S.S.	L	2	3	4	3	3	3	2	4	3	3	3	3	2	3	3	4	3	3	3	2	59
185	M.S.	L	2	3	3	4	2	2	2	3	3	4	2	3	3	2	3	2	2	2	3	2	52
186	J.E.	L	1	3	3	4	2	3	2	4	2	4	3	4	3	2	4	2	3	2	2	2	55
187	Y.e.l.G.	P	2	3	3	4	4	2	3	4	2	4	3	2	3	2	4	2	3	3	4	4	61
188	D.N.L.T.	P	3	4	3	4	4	2	2	4	4	4	3	4	3	2	4	2	2	3	4	2	63
189	L.A.F.	L	1	4	4	4	4	2	2	4	2	4	2	2	2	1	4	2	2	2	4	2	54
190	G.N.	P	2	3	3	3	3	2	3	3	2	4	3	3	3	2	3	2	2	2	3	2	53
191	E.G.	P	2	3	3	3	3	2	3	3	3	4	2	3	3	2	3	2	2	2	3	2	53
192	D.H.	L	3	4	3	3	4	3	3	3	3	4	3	3	3	3	4	2	2	2	3	3	61
193	J. T.	L	2	3	2	3	2	2	2	3	3	4	3	2	2	2	4	1	2	1	4	3	50
194	A.H.	L	2	2	1	2	2	2	2	3	4	4	3	1	1	2	3	1	2	2	4	2	45
195	M.N.D.R.	P	3	2	3	4	3	2	2	4	3	2	3	4	3	2	4	2	2	2	4	2	56
196	P.Z.P.	P	3	2	3	3	3	2	2	4	3	3	3	3	3	3	3	3	2	3	4	3	58

## Lampiran C. Data Valid Skala Motivasi Berprestasi

197	G.A.W.	L	1	3	3	3	3	3	3	3	3	3	4	3	3	3	3	3	3	2	3	2	57
198	F.F.	P	2	3	3	3	3	3	2	4	3	3	3	2	3	2	3	3	3	2	3	3	56
199	H.F.	P	2	3	3	3	3	3	3	4	3	3	3	2	3	2	3	3	2	2	3	3	56
200	M.G.N.D.E	L	2	2	2	3	2	2	1	2	2	3	2	2	2	2	3	2	2	2	3	3	44
201	J.C.N.	P	2	3	3	3	2	3	3	3	3	3	2	3	2	2	3	3	2	2	2	2	51
202	D.D.N.	P	2	3	3	3	3	3	2	3	2	3	3	2	2	2	3	3	2	2	3	2	51
203	D.A.	L	3	4	4	2	4	3	4	4	2	4	4	1	3	3	4	2	3	2	4	2	62
204	S.P.S.	P	1	3	3	4	2	2	2	3	1	3	2	3	3	2	4	2	1	3	2	2	48
205	A.E.C.J.S.	P	2	3	4	3	2	2	3	4	2	3	2	3	3	2	4	3	2	2	3	3	55
206	R.D.L.	P	2	4	4	3	4	3	2	3	3	4	4	3	3	3	4	3	3	2	4	4	65
207	S.	P	3	3	4	4	3	2	2	4	3	4	3	3	4	3	4	3	2	2	4	3	63
208	IF.	P	2	3	3	4	3	3	3	3	2	3	3	3	3	3	4	2	3	2	3	2	57
209	L.	P	2	3	3	4	2	4	3	4	3	4	3	4	3	4	4	3	3	3	4	3	66
210	V.R.	L	1	4	1	2	1	2	2	4	3	3	2	3	1	2	2	2	1	3	2	1	42
211	A.P.	P	3	3	3	4	4	4	3	4	4	4	4	4	4	4	4	4	4	4	4	4	76
212	A.L.P.	P	3	3	3	3	2	2	2	3	3	3	2	2	3	2	3	2	2	3	3	1	50
213	S.A.W.	L	1	3	3	2	2	2	2	2	2	3	3	3	3	2	3	2	2	2	3	2	47
214	C.S.	L	3	3	3	4	4	4	2	4	3	4	4	4	3	3	4	4	3	4	2	3	68
215	D.P.	L	3	4	3	4	4	3	3	4	4	4	3	4	3	3	4	2	3	3	4	1	66
216	B.B.W.	L	3	3	2	3	1	2	2	4	2	3	2	2	2	2	2	2	2	2	2	2	45
217	A.P.S.	L	4	3	2	3	1	2	2	4	2	3	2	2	2	2	2	2	2	2	2	2	46
218	IP.P.	P	1	4	2	4	4	4	2	4	3	4	4	1	3	2	4	2	3	2	4	2	59
219	M.M.	P	4	4	4	4	4	4	2	4	3	4	4	2	4	2	4	2	3	1	4	2	65
220	C.L.	L	2	2	2	3	1	2	2	4	2	3	2	2	2	2	2	2	2	2	2	2	43
221	L.A.	P	3	3	3	3	4	2	3	2	2	3	3	2	4	4	3	3	3	2	3	2	57
222	R.	P	2	3	3	4	2	3	2	4	2	4	2	3	2	3	3	3	3	1	4	2	55
223	G.E.W.	P	2	3	3	4	2	3	2	4	2	4	2	3	2	3	3	3	3	1	4	2	55
224	G.H.S.	L	2	2	2	3	2	2	3	2	2	3	2	3	3	2	3	2	2	1	3	3	47
225	A.M.S.	P	2	3	2	3	4	1	2	4	3	4	2	3	2	1	3	2	2	2	3	2	50
226	G.F.	P	2	3	3	4	4	1	3	4	4	4	2	4	3	3	4	2	2	2	4	2	60
227	Y.P.	L	2	2	2	3	3	2	2	3	2	3	2	3	2	2	3	2	1	2	2	3	46
228	G.G.	L	3	3	4	4	4	3	3	4	4	4	4	4	2	3	4	3	3	4	4	4	71
229	G.S.A.A.P.	L	3	2	3	4	4	3	2	4	3	3	3	3	2	2	4	2	2	2	4	2	57
230	C.C.	P	2	3	3	3	4	2	2	3	3	4	2	3	3	3	4	3	2	2	4	3	58
231	IR.W.	P	2	3	3	4	3	3	3	4	4	4	3	3	3	2	4	2	2	1	3	3	59
232	S.D.S.	P	4	3	4	4	4	4	2	4	3	4	4	4	3	4	4	3	3	4	3	3	71
233	M.A.H.	P	2	3	3	3	2	2	2	3	2	4	2	2	2	2	4	3	2	2	3	3	51
234	R.S.	P	1	3	2	3	2	2	3	3	2	3	2	3	3	2	3	1	2	2	3	2	47
235	E.L.	P	3	4	4	3	3	3	3	3	1	3	3	3	3	3	3	3	3	2	3	3	59
236	Y.B.C.	L	2	3	3	3	4	3	3	3	3	3	3	3	3	2	3	3	2	2	3	2	56
237	A.R.	L	3	3	3	4	2	3	2	3	3	4	3	2	2	2	4	4	2	2	4	1	56
238	K.F.W.	L	4	4	3	3	4	2	4	4	4	4	2	1	4	2	4	3	3	3	4	2	64
239	B.A.R.	L	3	4	3	3	4	2	4	2	4	4	3	3	3	4	4	2	3	3	4	2	64
240	S.O.	P	4	4	4	4	3	3	2	4	2	4	4	2	4	4	4	3	3	3	4	3	68

Lampiran D. Data Valid Skala Komunikasi Efektif

No	Nama	JK	jum.aitem																																Raw
			1	2	3	4	5	6	7	8	10	11	12	13	15	16	17	18	19	21	22	23	24	25	26	27	28	29	30	31	32				
			fav / unfav	unfa	fav	nfa	fav	nfa	nfa	fav	nfa	nfa	nfa	fav	nfa	nfa	nfa	nfa	fav	fav	nfa	fav	fav	unfa	fav	fav	fav	fav	fav	nfa	fav	nfa			
aitem valid	1	2	5	6	7	8	10	11	14	16	17	20	24	25	27	28	30	34	35	36	38	41	43	45	47	53	57	59	62						
Score																																			
1	J.J.P	L	4	4	3	3	3	4	3	4	3	3	4	3	3	3	4	3	3	2	2	3	3	3	3	3	3	4	3	4	3	4	3	93	
2	M.E.Y	L	2	4	4	4	4	4	4	4	3	3	4	3	4	4	4	4	4	4	4	3	4	4	4	4	4	4	3	4	3	4	3	107	
3	I.C.K	L	3	4	2	2	4	3	3	3	3	3	3	3	3	3	4	4	3	3	4	2	3	4	4	4	4	3	3	3	3	3	93		
4	M.S.P	L	2	4	3	3	3	4	4	3	4	4	3	4	3	4	3	3	4	3	3	4	3	4	4	4	2	4	4	4	1	98			
5	G.T.P.H	P	3	2	4	2	2	1	2	3	3	1	2	1	2	3	2	2	2	3	2	2	2	3	2	1	1	2	2	2	3	62			
6	J.C.N	L	2	3	3	3	3	4	4	3	4	3	3	3	4	3	3	3	3	4	3	4	3	4	4	4	4	3	4	3	3	97			
7	R.A.C	L	3	3	3	2	3	2	3	3	4	3	3	2	4	4	4	4	3	3	3	3	4	3	3	4	3	3	3	3	4	92			
8	M.D.H	L	3	4	4	2	3	2	3	3	3	3	3	3	3	4	4	3	3	3	3	3	3	3	3	3	4	3	3	3	3	90			
9	R.A.T	P	2	4	3	3	2	1	3	2	2	2	3	2	2	2	2	3	4	3	3	3	3	3	3	2	3	3	3	3	3	77			
10	K.F.H	L	3	3	3	3	3	3	3	2	3	3	3	3	3	3	3	4	3	3	3	3	3	3	3	3	3	3	3	3	3	87			
11	M.J.K	L	3	3	3	4	3	3	3	2	3	2	2	2	3	4	3	4	3	3	3	2	3	3	3	3	3	3	3	3	3	85			
12	K.G.T	L	3	3	4	3	3	3	3	3	3	3	3	3	3	3	3	3	3	3	3	3	3	3	3	3	3	3	3	3	3	88			
13	M.E.S	P	2	4	4	3	3	3	4	3	3	2	4	2	2	3	1	3	3	3	2	3	3	3	3	3	4	4	3	3	3	86			
14	B.K.A.W	P	3	3	3	3	3	2	3	4	3	3	3	3	4	3	2	3	3	3	2	3	2	3	3	3	4	3	3	3	3	86			
15	V.B.E.P	L	2	3	4	3	3	3	4	1	3	1	3	3	3	2	3	3	3	2	3	3	2	2	3	3	3	3	2	3	2	78			
16	G.M.R	L	2	3	2	3	2	2	3	2	2	3	3	3	3	3	3	3	3	3	2	2	2	3	2	2	3	3	3	2	75				
17	S.	L	2	3	2	2	2	1	2	3	2	2	4	1	1	2	2	3	2	1	3	1	1	3	1	1	2	2	2	3	2	58			
18	B.F.G	L	1	4	2	3	1	2	4	4	1	1	4	1	4	3	4	4	4	4	3	4	2	4	3	4	4	4	3	2	4	88			
19	A.J.P.D	P	3	4	4	4	2	3	4	3	2	4	3	4	4	4	3	3	4	4	3	3	4	3	3	4	4	4	4	4	3	101			
20	P.W.H	P	3	3	4	2	2	4	4	4	3	3	3	3	3	3	2	3	3	3	3	2	3	3	4	3	2	3	3	2	2	85			
21	V.S.P	P	2	4	4	3	3	3	3	3	3	3	3	2	3	3	3	3	3	3	4	2	3	3	3	3	2	3	4	3	3	87			
22	A.Y.P.P	P	3	3	4	4	3	3	4	3	4	3	4	3	3	4	4	4	4	4	3	3	3	3	3	3	3	4	3	3	4	99			
23	Y. AL	L	3	4	3	3	2	3	3	3	4	3	3	3	4	3	3	3	3	3	3	3	3	4	3	S	3	4	3	3	4	90			
24	A.P.L.P	P	3	3	4	4	1	3	4	4	4	4	3	3	1	1	4	2	1	3	4	1	2	3	2	3	2	3	4	2	2	80			
25	J.D.D.A.R.	P	2	4	3	3	2	2	4	3	4	4	4	4	3	3	3	4	3	3	3	4	3	3	3	4	4	4	3	4	4	97			
26	C.N.	P	2	4	3	4	2	2	4	4	2	3	4	2	2	4	4	4	4	4	2	4	4	4	4	4	4	1	4	4	4	95			
27	A.B.P.P	L	1	3	2	2	1	4	3	2	1	1	2	2	4	3	2	2	4	2	2	2	2	2	2	4	3	2	4	1	1	2	66		
28	R.A.K.R.	P	2	3	2	3	3	1	4	1	3	1	3	1	1	2	3	3	3	2	3	2	2	3	4	3	3	4	3	3	3	74			
29	A.M.	L	3	3	4	2	3	3	3	4	3	3	3	3	4	3	3	3	3	3	3	3	3	3	3	4	3	3	3	3	3	90			

Lampiran D. Data Valid Skala Komunikasi Efektif

30	A. A.T	L	4	4	4	4	4	3	3	3	3	4	4	3	3	4	3	3	4	4	2	3	3	2	3	3	3	4	3	4	2	97	
31	K.A.L.D	L	2	4	4	3	3	3	3	2	3	3	4	3	3	3	3	3	3	3	4	3	3	3	4	3	3	3	3	3	2	89	
32	A.D.	P	3	3	3	3	3	2	4	3	3	3	3	2	3	3	2	3	4	2	2	3	2	3	3	3	4	2	3	3	2	82	
33	J.N.G.	P	3	4	4	3	3	4	4	4	4	3	4	3	3	4	3	4	3	4	3	3	4	4	3	4	4	4	3	4	4	104	
34	A.H.	L	2	3	3	3	2	2	4	4	3	2	3	3	3	3	2	3	3	3	3	4	3	3	3	4	3	3	3	3	4	87	
35	M.A.L.T	L	2	4	3	3	2	4	3	3	3	4	4	2	4	4	3	4	3	4	2	3	4	4	3	3	4	4	4	3	2	95	
36	H.I.H.	L	3	4	3	3	2	2	4	3	3	3	4	2	2	3	3	4	3	4	2	4	4	4	4	3	4	4	4	3	4	95	
37	T.	P	2	3	4	3	2	1	3	3	3	1	3	2	1	3	3	3	3	3	2	2	2	2	2	2	3	3	3	2	3	72	
38	A.P.L	L	2	3	3	3	2	2	4	4	3	2	4	3	4	3	2	3	3	3	3	4	3	3	3	4	3	3	3	3	2	87	
39	C.K.	L	2	3	3	3	3	3	3	3	2	2	3	3	2	3	3	3	3	3	4	3	3	4	2	3	4	3	3	3	2	84	
40	P.P.	L	2	3	3	3	3	3	2	3	3	2	3	3	3	4	2	2	2	3	2	2	3	2	2	2	2	2	3	2	2	73	
41	P.N.D.	L	3	4	3	2	3	2	2	2	2	2	4	2	3	3	3	4	3	3	2	2	3	3	2	2	3	4	3	2	3	79	
42	P.P.	L	2	4	2	3	2	3	3	3	3	4	3	2	3	3	2	3	3	4	4	4	4	4	4	4	4	2	4	3	4	93	
43	C.B.	L	2	4	4	3	3	4	3	3	3	3	3	3	3	3	3	3	3	3	3	3	3	3	3	4	3	3	3	3	3	90	
44	A.D.S.	P	2	4	3	2	3	2	4	3	3	3	3	2	3	3	3	3	3	3	4	3	3	2	4	3	4	3	3	3	87		
45	F.U.K.	P	2	4	4	4	2	4	3	3	4	3	4	3	3	3	3	3	3	4	3	4	3	3	4	4	4	4	4	4	3	99	
46	A.S.V.	P	2	4	3	3	1	1	3	4	2	3	4	1	4	3	3	3	4	4	3	1	4	3	4	2	4	4	4	4	4	89	
47	O.W.W.	P	3	4	4	4	3	4	2	3	4	3	3	2	4	4	3	3	4	4	3	4	3	3	4	3	3	3	4	4	3	98	
48	S.	L	2	4	3	3	2	3	4	3	3	3	4	3	3	4	4	3	4	4	3	3	3	4	3	3	4	4	4	3	4	97	
49	D.H.H.	L	3	3	4	3	2	2	3	3	4	2	3	3	2	3	3	2	3	3	3	3	2	2	2	2	3	3	3	3	3	80	
50	Y.D.A.	L	3	4	4	4	3	3	3	4	4	3	4	3	4	4	3	3	4	4	2	3	3	4	4	3	4	4	3	4	4	102	
51	J.Q.S.	L	3	4	4	3	4	3	3	3	3	3	3	3	4	4	3	3	4	4	3	3	3	3	3	3	4	4	4	3	3	97	
52	G.P.	L	3	4	4	4	2	4	4	4	4	4	4	4	4	4	4	4	4	3	4	4	3	3	4	3	4	4	4	4	4	109	
53	M.L.B.	P	3	4	4	4	4	2	4	3	4	4	4	3	4	4	4	4	4	4	3	3	3	3	4	4	4	4	4	3	4	106	
54	M.D.C.N.	P	3	4	3	2	2	1	2	2	4	3	4	2	3	4	2	3	3	2	2	2	1	2	3	2	3	4	3	2	2	75	
55	L.	L	2	3	3	4	3	4	4	3	2	3	3	3	3	3	3	3	3	3	3	3	3	3	3	4	3	3	2	3	4	89	
56	S.A.P.	P	4	4	4	3	3	2	3	3	3	3	3	2	3	3	3	3	3	3	4	3	3	3	3	3	3	3	3	3	3	89	
57	J.P.W.	L	3	4	4	3	4	4	3	4	3	3	3	3	3	3	3	3	4	3	3	3	3	3	4	4	3	3	4	3	3	96	
58	A.I.S.	P	4	4	4	4	3	4	4	3	4	4	4	4	4	4	4	4	4	4	4	4	4	4	4	4	4	4	4	4	3	4	113
59	M.K.	P	2	4	3	3	2	3	3	3	3	3	2	3	3	3	2	3	3	3	2	3	2	3	3	3	3	3	3	3	3	82	
60	J.I.J.	P	2	3	3	2	3	2	4	1	1	1	3	1	1	1	2	3	4	1	4	2	3	2	2	2	3	4	1	3	2	66	
61	S.G.P.	P	2	3	2	2	2	2	3	3	3	3	2	2	2	3	2	4	4	2	3	4	2	3	3	3	3	3	2	3	1	76	
62	I.H.	L	2	3	2	2	3	1	3	1	3	2	3	2	3	3	2	2	3	2	3	3	1	2	3	3	3	4	3	2	2	71	

Lampiran D. Data Valid Skala Komunikasi Efektif

63	Y.A.D.	L	2	4	2	2	2	3	3	1	2	2	3	1	2	3	2	2	2	2	2	2	2	2	3	2	2	2	2	63		
64	G.D.H.E.	L	3	4	4	3	3	3	3	3	2	2	4	3	4	3	3	4	3	3	3	4	3	4	3	3	4	3	4	95		
65	T.N.N.P.	L	3	4	4	4	2	3	4	4	4	2	4	4	3	4	2	3	4	3	2	3	3	2	3	2	3	4	2	2	89	
66	E.L.L	L	3	3	4	4	3	3	3	4	3	3	4	3	3	4	3	4	3	3	3	4	3	3	1	4	3	4	4	3	95	
67	A.D.T.S.	P	1	4	3	2	2	3	3	3	3	2	3	3	3	3	3	3	3	3	3	4	3	3	3	4	3	2	3	3	84	
68	S.O.	P	2	4	3	3	2	2	3	3	3	2	4	3	3	3	2	4	3	2	2	2	2	2	3	3	3	4	4	4	2	81
69	M.S.I.W.	P	3	3	3	4	2	2	3	2	3	2	4	3	4	3	3	3	3	3	3	4	2	3	3	3	2	4	4	3	87	
70	D.L.	L	4	3	4	2	2	3	4	3	3	4	3	3	4	4	3	4	3	4	2	3	3	3	3	3	2	3	3	3	91	
71	F.A.	L	2	3	3	2	3	2	3	2	3	2	3	2	2	3	3	3	3	2	2	2	2	2	3	2	3	3	2	3	72	
72	F.C.W.	L	2	3	3	2	2	2	3	2	3	2	3	2	3	3	3	3	3	2	2	2	2	3	3	2	3	3	3	3	75	
73	V.M	P	3	4	4	4	3	4	4	4	3	4	4	4	4	4	3	3	3	3	3	3	3	2	3	3	2	4	4	2	97	
74	G. C.	P	2	4	3	3	3	3	3	3	4	4	4	3	4	4	3	3	4	4	3	4	3	4	4	4	4	4	4	4	103	
75	L.L.	L	3	3	4	1	3	3	3	3	3	3	3	4	3	4	4	3	3	2	4	3	3	3	3	3	3	4	2	3	90	
76	M.A.T.A.K	P	3	3	3	3	2	3	4	4	4	4	3	3	2	4	3	3	3	3	4	3	4	3	3	3	2	3	3	3	92	
77	F.C.M.	P	4	4	4	3	3	4	4	3	3	4	4	3	3	3	4	3	4	4	3	4	3	3	3	3	4	4	4	3	102	
78	E.L.A.F.	P	3	4	4	4	3	2	3	3	3	3	4	3	3	3	3	3	3	2	3	3	3	3	3	3	3	4	3	3	90	
79	L.F.	P	3	4	4	3	4	4	3	3	3	3	3	3	3	4	3	3	3	3	3	3	3	4	3	3	3	3	3	3	93	
80	E.F.	L	2	3	3	3	2	3	3	3	2	3	3	3	3	3	2	3	3	3	3	3	2	3	3	3	3	4	3	3	84	
81	J.K.	P	3	4	4	3	4	4	4	4	4	2	3	4	4	4	4	3	3	4	3	4	4	4	4	4	4	4	4	4	107	
82	K.C.	L	2	4	3	4	2	3	4	3	3	2	3	3	3	2	3	4	3	4	3	3	3	4	3	4	3	3	3	3	91	
83	Y.D.B.	L	3	3	3	2	2	4	3	3	3	3	3	3	3	3	2	3	3	2	3	3	3	3	2	3	3	3	3	2	82	
84	O.S.L.	L	3	3	4	3	3	1	4	4	3	2	3	3	4	4	3	4	3	3	4	3	3	4	3	3	3	3	3	3	92	
85	A.D.T.	P	3	3	4	4	2	3	4	3	4	2	4	3	3	3	3	4	4	3	4	3	3	3	3	3	4	4	4	4	97	
86	L.P.L	L	3	3	4	3	3	3	3	3	3	3	4	3	3	4	3	3	3	4	3	4	3	3	2	3	4	3	3	3	93	
87	F.K.W.	L	3	3	3	3	2	2	3	2	3	1	3	1	3	3	2	2	3	2	2	2	2	2	2	3	1	3	3	2	2	68
88	T.A.E.P.	P	1	4	4	2	3	3	3	3	3	3	4	3	3	3	3	3	3	2	3	4	3	3	2	4	4	3	3	3	88	
89	Y.P.	L	2	4	3	1	2	2	4	3	2	3	4	2	4	3	1	3	4	4	2	3	3	4	1	4	4	2	2	4	82	
90	M.V.	P	2	3	4	3	2	1	4	1	2	2	3	3	2	2	3	3	3	3	3	3	2	3	2	3	3	3	3	4	79	
91	M.S.I.W.K.	P	2	4	3	4	3	2	4	2	1	2	4	2	3	3	3	4	3	3	3	3	2	3	3	4	3	4	3	4	88	
92	R.E.	L	2	4	4	3	1	4	4	3	4	2	4	3	4	3	4	4	4	3	3	3	3	3	3	3	4	3	4	3	95	
93	M.A.W.S.	P	3	3	4	2	2	2	4	3	3	3	4	4	3	4	3	4	4	3	3	4	3	4	4	3	4	4	4	4	99	
94	R.C.D.	P	1	4	2	4	2	2	3	2	3	2	3	2	2	2	2	3	3	2	3	3	2	3	3	3	3	4	3	3	76	
95	N.K.	P	4	4	3	4	2	4	4	3	4	3	3	3	4	4	3	4	4	4	3	3	4	3	4	4	4	4	4	4	105	



Lampiran D. Data Valid Skala Komunikasi Efektif

96	A.T.W.	L	3	4	4	4	3	3	3	4	1	3	3	4	4	3	4	4	3	3	4	3	4	3	4	4	3	3	99		
97	Y.T.	L	2	4	1	1	4	3	4	3	3	3	4	3	3	2	4	3	3	4	3	4	3	3	4	2	4	4	4	92	
98	J.G.	L	3	4	3	3	3	3	4	3	3	3	4	3	3	3	3	3	3	3	4	3	4	3	3	3	3	3	92		
99	B.M.W.W.	L	3	3	2	2	4	1	3	2	4	1	3	2	1	3	3	2	3	2	2	3	3	3	2	2	3	3	3	74	
100	A.B.D.	L	3	4	4	3	3	2	4	3	3	3	4	2	3	3	3	3	3	3	4	3	4	4	4	3	3	3	4	95	
101	G.R.	L	1	3	1	3	1	4	4	3	2	2	4	2	1	3	4	4	3	1	2	1	4	4	2	3	4	4	2	78	
102	N.K.P.P.	P	2	4	3	4	3	2	2	2	4	1	3	4	4	4	3	3	2	4	3	2	3	3	2	2	3	3	2	83	
103	Y.K.	L	2	4	2	2	4	4	4	3	4	3	2	2	3	4	2	4	4	3	2	3	3	3	3	3	2	4	4	88	
104	R.	L	3	4	3	3	3	3	3	3	3	3	3	3	2	4	3	3	3	4	2	3	3	3	3	2	3	3	2	86	
105	K.A.I.P.	L	3	3	4	3	3	3	4	3	4	3	3	4	3	3	4	4	3	4	3	3	3	4	3	4	4	3	4	100	
106	S.E.	L	2	4	3	3	2	2	3	3	3	3	4	3	3	3	3	3	3	3	3	4	3	3	3	3	3	3	3	87	
107	I.K.S.	L	2	4	2	3	2	2	4	3	2	2	4	2	3	3	3	4	3	2	3	3	2	3	3	4	4	3	3	4	84
108	K.P.N.	L	2	4	4	4	2	1	4	4	1	1	3	1	2	4	2	4	3	4	2	1	3	4	2	4	3	2	4	80	
109	I.T.W.	L	4	4	4	4	3	2	4	2	3	1	4	1	3	3	1	4	4	4	4	4	1	4	2	3	4	3	2	87	
110	M.V.	P	3	4	4	3	3	4	3	3	4	3	4	3	3	4	3	3	3	4	3	3	3	3	3	3	3	3	4	96	
111	P.B.T.	P	3	4	4	2	3	4	4	3	3	2	4	2	2	3	4	4	4	1	4	4	4	4	4	2	4	2	2	93	
112	C.Y.P.	P	2	4	4	3	3	3	4	3	3	3	3	3	4	4	3	3	4	3	3	3	3	3	3	3	3	4	3	92	
113	M.M.	P	2	4	3	3	2	1	4	3	2	3	4	2	3	3	3	3	4	2	4	4	3	3	4	4	4	4	3	92	
114	H.F.	P	2	4	4	3	3	2	3	4	4	3	4	3	3	4	3	3	3	3	3	3	3	3	3	4	3	3	4	94	
115	D.C.H.	L	3	3	4	4	2	3	4	3	2	3	3	3	2	3	3	3	3	3	3	3	3	3	3	2	3	3	3	84	
116	R.S.	L	2	4	2	4	2	1	3	3	3	2	4	1	4	2	3	3	3	2	4	3	3	1	3	3	3	2	4	79	
117	A.O.P.K.	L	2	3	3	2	1	1	2	1	2	3	3	2	2	3	3	3	3	3	2	2	4	2	1	3	4	2	2	68	
118	S.E.S.	L	4	3	2	4	2	1	4	4	3	1	4	2	2	3	2	3	3	2	3	3	3	3	3	2	3	3	4	81	
119	A.	L	2	2	2	2	1	1	4	1	3	1	3	1	2	3	2	3	3	2	2	2	2	2	2	2	2	3	2	60	
120	I.S.	L	3	3	2	3	2	4	3	3	3	2	4	3	3	4	4	4	3	1	3	3	3	4	3	3	3	4	3	90	
121	A.H.W.	L	3	4	3	3	2	4	4	3	4	2	3	4	3	3	3	3	3	2	4	3	3	4	4	4	4	4	3	97	
122	A.L.	P	3	3	3	1	3	1	3	3	3	4	3	4	4	3	3	4	3	3	3	3	3	3	3	3	4	3	3	88	
123	A.R.H.	P	3	4	3	3	2	3	3	3	3	3	3	3	3	3	3	3	3	4	3	3	3	4	3	3	4	4	3	89	
124	N.N.M.	L	3	4	4	4	2	2	3	4	3	2	3	2	4	3	4	3	3	4	3	4	2	3	4	3	2	3	3	90	
125	S.M.S.	P	2	3	3	2	2	1	3	2	2	1	3	2	2	2	3	3	3	3	3	3	3	3	2	3	2	3	3	72	
126	E.N.	P	4	4	3	3	2	4	3	3	4	3	4	3	2	4	4	4	3	4	3	3	2	4	3	4	3	4	3	95	
127	D.W.	L	3	3	4	4	3	2	3	2	3	3	4	3	3	3	4	4	4	3	2	2	3	2	2	2	3	2	2	84	
128	A.O.W.	L	2	3	3	3	3	2	3	3	4	3	3	1	4	4	2	3	2	3	3	3	3	3	2	2	3	4	2	80	

Lampiran D. Data Valid Skala Komunikasi Efektif

129	A.G.	L	2	3	2	2	1	2	3	2	2	2	3	2	2	2	3	3	3	2	3	2	1	2	2	2	3	3	2	2	2	65	
130	A.A.K.	L	3	3	3	3	2	3	4	3	3	2	3	3	3	4	3	3	3	3	3	4	3	3	3	4	2	3	4	3	3	89	
131	F.P.N.	L	1	3	1	2	1	1	2	2	2	1	4	1	1	1	3	2	3	2	2	3	2	3	2	3	3	3	2	3	2	61	
132	D.T.A.	P	1	3	3	4	2	1	2	4	3	2	4	1	2	3	3	2	3	4	4	4	3	2	2	2	4	4	2	1	2	77	
133	R.B.	L	2	4	4	3	2	3	3	2	3	2	3	2	3	3	2	3	3	3	3	3	3	3	2	3	3	2	3	3	2	80	
134	J.C.B.K.P.	L	1	4	2	2	1	2	3	2	2	2	3	1	1	2	2	2	3	1	2	3	4	4	2	2	2	2	1	3	1	62	
135	R.K.P.	P	3	4	4	3	3	3	4	3	4	3	3	4	4	3	4	3	3	4	3	2	3	3	3	3	2	3	4	3	3	94	
136	L.C.D.	P	2	4	3	3	3	3	3	3	3	3	3	3	4	4	3	4	4	4	3	4	3	4	4	4	3	3	4	4	3	98	
137	S.P.	P	1	4	3	4	4	4	4	3	4	3	3	3	3	3	4	4	3	3	3	4	3	4	4	4	4	3	3	3	3	98	
138	M.K.B.T.	P	2	4	3	3	3	2	3	3	3	2	3	2	2	3	2	3	4	3	4	4	2	4	3	3	4	3	3	4	3	87	
139	L.S.E.	L	3	3	4	4	4	2	3	4	3	3	3	3	4	3	3	3	3	3	3	3	3	2	2	3	3	3	3	3	4	90	
140	S.E.	P	1	3	3	3	2	1	3	1	3	3	3	1	1	2	3	3	3	2	3	2	1	2	2	2	3	3	2	3	2	66	
141	O.E.	P	2	4	4	2	3	2	3	3	3	1	1	2	3	3	3	4	1	2	3	3	4	3	3	3	4	4	3	4	4	84	
142	L.S.S.	P	3	3	4	3	4	3	3	4	3	3	3	2	3	4	4	4	3	3	3	4	3	4	2	4	4	4	4	4	4	99	
143	F.	P	2	4	4	4	3	4	4	3	4	4	4	4	4	4	4	3	3	3	3	3	2	4	4	4	4	4	4	4	4	105	
144	MT.	P	4	3	4	3	4	4	4	3	3	3	4	3	3	3	3	3	3	2	3	3	3	3	3	3	2	3	3	2	4	91	
145	C.S.	P	4	4	4	4	3	4	3	3	4	3	3	2	4	3	3	3	3	3	3	2	4	3	4	3	3	3	3	4	3	95	
146	J.J.R.	P	4	3	4	3	3	1	3	2	4	4	4	2	4	4	4	4	4	4	1	3	4	3	3	4	4	4	3	1	4	95	
147	M.J.K.	L	3	3	2	2	2	3	2	3	4	2	4	2	2	4	3	3	2	2	2	2	2	3	2	2	2	3	4	1	1	3	73
148	A.A.Y.	L	2	3	3	3	3	3	3	3	3	3	3	4	3	3	3	3	3	3	3	3	3	3	3	3	3	3	3	4	3	4	89
149	C.A.W.	L	2	4	2	3	2	1	3	2	3	2	4	2	4	3	3	3	3	3	3	2	3	2	2	3	4	4	3	4	3	82	
150	F.X.M.	L	3	2	2	2	3	2	3	3	4	2	3	1	2	1	3	2	3	4	3	3	2	2	3	2	3	3	1	1	4	72	
151	A.A.	L	2	3	2	2	1	1	3	3	1	1	2	2	3	3	1	2	2	3	2	2	3	2	2	2	2	2	3	2	1	2	60
152	F.E.	L	3	4	4	4	3	3	4	3	3	3	3	3	4	4	4	3	3	4	3	4	3	3	4	4	3	3	3	3	4	99	
153	S.P.S.	P	3	3	3	4	3	3	3	2	2	2	2	2	2	4	3	3	3	3	2	3	3	3	3	3	2	2	3	2	3	79	
154	E.E.W.	P	2	2	3	2	3	1	4	1	2	2	4	2	3	3	2	3	4	3	2	3	2	2	3	3	3	4	3	3	2	76	
155	E.O.S.	L	1	4	4	4	2	1	4	2	3	1	3	3	1	2	4	3	3	3	2	3	3	3	4	3	4	4	4	2	2	82	
156	V.A.C.	P	2	4	3	3	2	2	2	2	4	3	3	3	3	4	3	3	3	3	2	2	2	2	2	2	3	3	3	3	3	79	
157	F.N.	P	2	4	3	4	4	4	4	3	3	3	4	3	3	3	3	3	3	2	3	3	2	3	4	3	3	4	2	3	4	92	
158	E.V.	P	1	2	3	3	1	1	4	2	3	2	2	1	2	3	3	2	4	3	2	2	1	3	2	2	3	3	3	4	2	69	
159	D.A.N.	L	2	4	3	2	2	4	4	2	3	2	3	2	4	3	2	3	4	2	3	4	3	2	4	3	3	3	3	2	2	83	
160	E.O.	P	2	3	3	2	3	1	1	2	3	3	3	1	3	3	3	3	3	2	3	2	2	3	2	2	2	3	3	3	3	72	
161	J.S.	L	4	4	3	3	4	3	4	3	3	3	3	3	3	3	3	3	2	3	3	4	3	3	3	4	3	3	3	3	3	92	

Lampiran D. Data Valid Skala Komunikasi Efektif

162	N.K.	L	2	3	3	3	4	3	2	2	3	2	3	2	3	3	3	3	3	2	3	2	3	2	3	3	2	3	78				
163	K.	P	4	4	4	4	2	1	4	1	3	2	4	4	4	3	3	3	4	3	3	1	3	4	3	3	3	2	4	3	90		
164	E. A.H.	L	2	1	3	2	2	2	1	3	3	1	2	2	3	3	2	2	3	3	2	4	2	2	2	2	3	4	2	3	68		
165	C.H.	L	2	4	2	3	2	2	1	2	2	2	2	1	2	2	2	3	3	2	3	1	4	3	3	1	3	3	2	2	2	66	
166	R.N.S.	P	1	2	3	2	1	2	2	2	2	1	3	1	1	2	2	2	2	1	2	2	3	3	2	2	2	3	3	1	2	57	
167	M.A.	P	4	3	4	4	4	4	3	4	4	4	4	3	4	4	3	3	3	4	4	3	3	4	4	4	3	3	4	2	4	104	
168	K.K.	L	3	4	3	3	3	4	3	3	3	3	3	4	2	3	3	4	3	3	4	2	3	2	3	2	3	4	4	3	3	4	91
169	S.K.K.	P	2	3	3	2	2	1	3	3	3	2	3	2	2	2	2	2	3	3	2	2	2	3	3	3	2	3	2	2	2	69	
170	B.D.P.	L	4	4	4	3	4	4	4	1	4	2	3	3	4	4	4	4	4	4	3	4	4	4	4	4	4	4	1	4	4	1	101
171	MC.	L	3	3	3	3	1	2	3	2	3	2	4	2	2	3	2	3	3	2	3	3	2	2	3	2	2	3	3	2	3	74	
172	A.C.	P	2	3	3	3	3	1	2	2	4	1	2	1	3	3	3	3	3	3	3	2	3	2	2	2	3	3	2	2	2	71	
173	V.P.G.W.	P	4	3	3	3	4	3	3	3	3	3	3	2	3	3	3	4	3	4	3	3	3	3	4	3	4	4	3	4	3	94	
174	E.C.P.	L	2	4	4	2	2	1	4	3	3	1	3	3	2	3	2	3	3	2	3	4	3	2	2	2	4	3	2	3	2	77	
175	L.K.	L	3	4	4	4	3	2	3	2	4	2	4	1	3	4	4	4	4	3	3	3	3	4	2	2	2	4	3	2	3	89	
176	P.K.	P	2	3	2	2	2	1	3	3	2	1	3	2	2	3	2	2	2	2	2	2	3	2	2	2	2	2	3	3	3	65	
177	C.A.	P	4	4	3	3	2	2	3	2	4	2	3	1	2	4	4	3	3	4	3	2	4	2	3	2	4	3	3	3	3	85	
178	H.E.	P	4	3	4	3	3	3	3	3	3	3	3	3	4	4	4	4	4	4	3	4	3	3	3	3	3	4	4	3	4	4	100
179	J.S.	L	2	4	3	2	2	4	3	3	2	3	3	2	3	3	2	4	3	2	3	2	3	3	2	3	3	3	3	3	3	81	
180	A.W.	L	1	4	4	4	3	4	4	3	3	2	4	3	4	3	3	3	4	4	4	3	2	4	2	3	4	4	3	3	4	96	
181	P.F.N.	L	2	4	2	4	2	2	4	2	3	2	3	3	2	3	3	3	2	2	3	3	2	3	3	3	3	3	2	2	3	78	
182	I.F.O.	L	3	3	3	3	1	3	4	3	3	2	4	2	3	3	2	3	4	3	3	3	3	3	4	3	3	4	4	4	4	3	89
183	T.A.G.S.	L	2	3	3	3	3	2	3	3	3	3	3	2	3	3	2	3	3	3	3	3	3	3	3	3	3	3	3	3	3	2	82
184	E.T.S.S.	L	3	3	2	3	3	2	3	3	3	2	3	2	2	2	2	3	3	2	3	3	2	2	3	3	4	3	3	2	3	77	
185	MS.	L	3	4	4	3	3	3	3	3	3	2	4	2	4	3	4	3	3	4	3	3	3	3	3	3	3	3	3	2	3	90	
186	J.E.	L	1	4	4	2	2	4	4	3	3	2	4	2	1	4	3	3	4	4	4	3	2	4	2	3	4	4	4	1	4	89	
187	Y.el.G.	P	3	4	4	4	3	4	4	3	3	3	4	4	3	4	3	3	4	3	2	4	3	4	3	4	4	4	4	4	4	103	
188	D.N.L.T.	P	2	4	1	2	2	3	3	3	3	3	2	4	3	3	3	3	3	3	2	3	3	3	3	3	2	3	3	4	4	83	
189	L.A.F.	L	3	3	3	3	2	4	3	3	4	1	3	1	1	3	2	3	4	2	2	3	3	3	3	1	3	3	3	3	2	77	
190	G.N.	P	3	3	3	3	3	3	3	2	3	2	3	3	3	3	3	3	3	3	3	3	3	3	3	3	3	3	3	3	3	3	85
191	E.G.	P	3	3	3	3	3	3	3	3	3	3	3	3	3	3	3	3	3	3	3	3	3	3	3	3	3	3	3	3	3	3	87
192	D.H.	L	3	4	4	3	4	3	4	3	4	2	4	4	2	3	4	4	3	3	3	4	2	3	4	3	3	3	4	4	3	97	
193	J.T.	L	2	4	3	3	3	4	2	2	3	2	4	3	4	4	3	3	3	4	2	2	3	3	3	3	3	3	2	3	4	87	
194	A.H.	L	2	4	3	3	2	1	3	3	3	2	3	2	2	3	2	3	2	1	3	2	3	2	2	2	3	3	2	1	2	69	

Lampiran D. Data Valid Skala Komunikasi Efektif

195	M.N.D.R.	P	3	4	3	4	3	3	3	3	4	3	3	3	3	3	3	3	3	3	3	3	3	2	3	4	4	3	91	
196	P.Z.P.	P	3	3	2	2	2	3	3	3	4	2	3	3	2	3	3	2	2	3	2	3	2	3	2	3	2	2	76	
197	G.A.W.	L	2	4	4	4	4	4	4	4	3	3	4	3	3	2	3	4	3	3	3	3	3	3	3	3	2	1	91	
198	F.F.	P	3	3	3	3	4	2	3	4	3	3	3	3	3	3	3	3	2	3	3	3	3	3	3	3	2	3	86	
199	H.F.	P	3	3	3	3	4	3	3	3	3	3	3	3	3	3	3	3	2	3	3	3	3	3	3	3	2	3	86	
200	M.G.N.D.E	L	3	3	3	3	3	3	3	3	3	3	4	3	3	4	3	3	2	3	3	3	2	3	3	3	3	3	87	
201	J.C.N.	P	2	2	2	2	2	3	2	2	3	2	3	2	3	2	2	3	2	2	3	2	2	2	2	2	2	2	65	
202	D.D.N.	P	2	2	2	2	2	2	2	3	2	2	4	2	3	3	3	3	3	2	3	2	2	2	2	3	3	3	2	71
203	D.A.	L	2	4	2	2	2	3	3	2	2	2	3	2	2	3	2	2	2	2	2	2	2	3	3	4	2	2	70	
204	S.P.S.	P	3	4	4	3	3	3	4	2	3	4	3	3	2	3	3	4	4	4	3	4	4	4	4	3	4	4	3	99
205	A.E.C.J.S.	P	3	3	3	3	2	4	4	3	4	3	3	3	4	3	3	3	3	3	3	3	3	3	4	3	3	4	3	93
206	R.D.L.	P	3	3	4	3	4	3	3	3	3	3	4	4	4	4	3	3	3	3	3	3	3	3	3	3	4	3	4	96
207	S.	P	1	3	3	1	4	1	2	2	1	1	2	2	2	3	3	1	2	3	1	1	3	2	1	1	2	3	2	57
208	I.F.	P	2	3	4	4	3	3	3	3	4	3	4	4	4	4	4	4	3	4	3	4	3	4	4	4	4	4	2	103
209	L.	P	3	3	3	3	2	1	3	3	1	3	4	4	4	3	4	4	4	4	3	3	3	3	3	4	3	4	3	93
210	V.R.	L	2	4	4	3	3	4	3	3	3	3	2	2	3	3	2	2	3	4	2	3	3	2	3	3	3	4	3	85
211	A.P.	P	2	3	3	2	2	2	3	3	2	2	4	2	2	3	2	2	2	2	4	4	2	2	2	1	3	4	3	73
212	A.L.P.	P	2	4	3	2	3	1	3	1	2	2	3	2	2	2	2	2	3	2	3	2	2	2	3	2	3	3	2	68
213	S.A.W.	L	2	3	4	3	3	2	3	2	2	1	2	1	3	3	3	2	3	2	2	2	2	2	2	2	3	3	2	68
214	C.S.	L	2	4	4	3	3	4	4	2	3	4	3	2	3	4	3	2	3	4	3	2	4	2	3	2	3	4	4	91
215	D.P.	L	2	4	3	3	3	2	4	3	3	2	4	3	3	3	3	4	3	4	4	3	2	3	3	4	3	4	3	91
216	B.B.W.	L	4	3	4	3	3	3	4	3	4	3	3	3	3	2	3	3	3	4	3	3	4	3	3	3	3	1	3	89
217	A.P.S.	L	2	4	4	2	1	1	4	3	4	3	3	3	3	2	3	3	3	4	3	3	4	3	3	3	3	1	3	83
218	I.P.P.	P	4	4	4	4	4	4	4	1	4	1	4	4	4	4	4	1	1	4	1	4	4	4	4	3	4	4	4	97
219	M.M.	P	4	4	3	2	3	4	3	4	4	1	3	2	4	1	2	3	3	3	1	3	3	3	3	3	3	3	3	85
220	C.L.	L	3	3	4	3	3	3	3	3	4	3	3	3	4	3	3	3	4	3	3	4	3	3	3	3	1	3	2	89
221	L.A.	P	2	3	3	3	3	3	3	3	2	2	3	3	3	3	3	3	2	3	3	2	3	3	3	3	3	3	3	81
222	R.	P	1	4	4	3	3	2	3	3	3	2	3	2	3	3	4	3	2	3	3	3	3	3	3	2	2	3	3	80
223	G.E.W.	P	2	3	4	3	3	2	3	3	3	2	3	2	3	3	4	3	2	3	3	3	3	3	3	2	2	3	3	80
224	G.H.S.	L	2	3	3	3	3	2	2	2	3	3	2	3	3	3	2	3	3	3	2	3	3	4	1	2	3	3	2	77
225	A.M.S.	P	2	4	4	3	2	1	3	3	4	2	2	2	3	3	3	3	3	2	2	1	2	3	3	2	3	3	3	77
226	G.F.	P	2	4	4	3	2	2	4	4	2	1	4	2	3	3	4	2	4	4	3	3	4	4	4	2	2	4	3	90
227	Y.P.	L	2	2	3	3	2	3	2	2	3	2	3	2	2	3	1	3	3	2	2	2	2	3	2	2	2	3	2	69

Lampiran D. Data Valid Skala Komunikasi Efektif

228	G.G.	L	3	4	3	3	3	4	4	2	3	3	4	3	4	4	4	4	4	3	3	4	4	3	4	4	3	4	4	3	4	102
229	G.S.A.A.P.	L	3	3	4	3	3	4	4	4	4	2	4	4	2	4	3	4	3	4	3	2	4	3	3	2	3	4	4	2	2	94
230	C.C.	P	3	4	4	3	3	3	3	2	3	3	4	3	3	3	2	4	4	3	4	3	3	3	4	3	3	4	3	3	3	93
231	I.R.W.	P	3	4	2	3	1	2	4	3	3	2	3	1	1	2	3	2	3	2	2	2	2	3	2	3	2	3	3	2	2	70
232	S.D.S.	P	4	4	4	2	4	3	4	2	4	3	2	2	3	3	4	3	3	3	3	4	3	4	3	4	3	4	3	2	4	94
233	M.A.H.	P	4	4	3	3	2	1	3	3	3	3	3	2	2	3	2	2	2	2	1	2	3	3	4	2	3	4	3	3	3	78
234	R.S.	P	2	3	2	2	2	1	4	4	3	1	3	3	2	2	2	2	3	2	2	2	2	3	3	2	3	3	3	3	2	70
235	E.L.	P	2	4	4	4	2	2	3	3	3	3	3	3	3	3	3	3	3	3	3	3	3	3	4	4	4	4	4	4	3	92
236	Y.B.C.	L	2	4	3	3	2	2	4	3	4	2	4	3	3	3	3	3	3	3	4	3	3	3	3	4	4	3	4	2	4	91
237	A.R.	L	3	4	3	4	2	1	4	2	3	2	4	2	4	3	2	3	3	2	4	2	4	3	3	3	2	3	3	2	3	83
238	K.F.W.	L	4	3	3	4	4	4	4	3	3	3	4	4	4	4	4	4	3	4	3	3	3	4	4	4	4	4	4	3	4	106
239	B.A.R.	L	3	4	4	4	2	4	3	3	4	3	4	3	4	3	4	4	3	4	3	3	3	4	4	3	3	4	4	3	4	101
240	S.O.	P	3	4	4	4	4	2	2	2	1	3	3	2	2	3	3	2	2	3	3	2	3	3	3	2	4	3	2	4	2	80

## Lampiran E. Output Uji Validitas dan Reliabilitas Motivasi Berprestasi

### Reliability putaran ke 1

#### Case Processing Summary

		N	%
Cases	Valid	238	99.2
	Excluded (a)	2	.8
	Total	240	100.0

a Listwise deletion based on all variables in the procedure.

#### Reliability Statistics

Cronbach's Alpha	N of Items
.802	30

#### Item-Total Statistics

	Scale Mean if Item Deleted	Scale Variance if Item Deleted	Corrected Item-Total Correlation	Cronbach's Alpha if Item Deleted
VAR00001	82.38	66.472	.254	.798
VAR00002	83.53	64.098	.394	.792
VAR00003	82.52	66.782	.136	.804
VAR00004	83.60	66.335	.135	.806
VAR00005	82.74	63.778	.448	.790
VAR00006	83.55	68.704	-.023	.814
VAR00007	82.47	65.988	.285	.797
VAR00008	82.43	65.900	.298	.797
VAR00009	83.67	65.917	.232	.799
VAR00010	83.59	67.610	.098	.805

VAR00011	82.82	63.856	.456	.790
VAR00012	82.64	64.687	.377	.793
VAR00013	82.86	62.190	.480	.788
VAR00014	83.37	63.154	.464	.789
VAR00015	83.29	63.306	.426	.791
VAR00016	82.57	64.863	.359	.794
VAR00017	83.22	64.807	.306	.796
VAR00018	82.37	65.129	.431	.793
VAR00019	83.56	67.800	.073	.806
VAR00020	83.22	62.703	.586	.785
VAR00021	83.82	69.724	-.083	.813
VAR00022	83.13	64.603	.310	.796
VAR00023	83.02	64.611	.423	.792
VAR00024	83.55	63.751	.463	.790
VAR00025	82.48	64.689	.467	.791
VAR00026	83.46	65.287	.338	.795
VAR00027	83.54	64.097	.429	.791
VAR00028	83.65	64.786	.349	.794
VAR00029	82.53	64.503	.413	.792
VAR00030	83.46	64.393	.347	.794

### Scale Statistics

Mean	Variance	Std. Deviation	N of Items
85.97	69.248	8.322	30

## Lampiran F. Output Uji Validitas dan Reliabilitas Motivasi Berprestasi

### Reliability Putaran ke 2

#### Case Processing Summary

		N	%
Cases	Valid	239	99.6
	Excluded (a)	1	.4
	Total	240	100.0

a Listwise deletion based on all variables in the procedure.

#### Reliability Statistics

Cronbach's Alpha	N of Items
.841	20

#### Item-Total Statistics

	Scale Mean if Item Deleted	Scale Variance if Item Deleted	Corrected Item-Total Correlation	Cronbach's Alpha if Item Deleted
VAR00002	55.48	44.629	.394	.835
VAR00005	54.69	44.080	.484	.831
VAR00011	54.76	44.042	.505	.831
VAR00012	54.58	45.379	.351	.837
VAR00013	54.80	42.856	.499	.830
VAR00014	55.31	43.880	.463	.832
VAR00015	55.23	43.558	.466	.832
VAR00016	54.52	45.545	.328	.838



VAR00017	55.16	45.230	.305	.840
VAR00018	54.31	45.300	.466	.833
VAR00020	55.16	43.202	.620	.826
VAR00022	55.08	45.141	.302	.840
VAR00023	54.96	44.860	.451	.833
VAR00024	55.49	44.049	.501	.831
VAR00025	54.42	45.069	.482	.832
VAR00026	55.40	45.552	.351	.837
VAR00027	55.49	44.486	.450	.833
VAR00028	55.59	45.293	.342	.838
VAR00029	54.48	45.167	.395	.835
VAR00030	55.40	45.225	.313	.839

### Scale Statistics

Mean	Variance	Std. Deviation	N of Items
57.91	49.038	7.003	20

## Lampiran G. Output Uji Validitas dan Reliabilitas Komunikasi Efektif

### Reliability Putaran ke 1

#### Case Processing Summary

		N	%
Cases	Valid	238	99.2
	Excluded (a)	2	.8
	Total	240	100.0

a Listwise deletion based on all variables in the procedure.

#### Reliability Statistics

Cronbach's Alpha	N of Items
.902	32

#### Item-Total Statistics

	Scale Mean if Item Deleted	Scale Variance if Item Deleted	Corrected Item-Total Correlation	Cronbach's Alpha if Item Deleted
VAR00001	92.46	134.013	.388	.901
VAR00002	91.48	135.550	.421	.900
VAR00003	91.75	132.713	.486	.899
VAR00004	92.02	133.531	.441	.900
VAR00005	92.38	133.924	.382	.901
VAR00006	92.39	128.795	.505	.899
VAR00007	91.71	134.673	.417	.900
VAR00008	92.18	134.416	.381	.901
VAR00009	91.82	137.189	.301	.902
VAR00010	91.97	134.552	.377	.901

VAR00011	92.49	130.403	.560	.898
VAR00012	91.69	135.869	.373	.901
VAR00013	92.43	129.385	.594	.897
VAR00014	92.29	134.968	.299	.903
VAR00015	92.06	130.233	.560	.898
VAR00016	91.84	133.038	.531	.898
VAR00017	92.07	133.059	.487	.899
VAR00018	91.87	133.492	.530	.899
VAR00019	91.86	136.241	.373	.901
VAR00020	91.70	139.822	.112	.904
VAR00021	91.98	130.519	.571	.897
VAR00022	92.16	135.496	.369	.901
VAR00023	92.07	131.633	.561	.898
VAR00024	92.13	135.881	.324	.902
VAR00025	91.96	132.741	.548	.898
VAR00026	92.05	131.846	.546	.898
VAR00027	92.01	129.650	.659	.896
VAR00028	91.89	134.464	.420	.900
VAR00029	91.71	135.405	.352	.901
VAR00030	91.94	131.971	.567	.898
VAR00031	92.08	132.541	.441	.900
VAR00032	92.05	131.444	.486	.899

### Scale Statistics

Mean	Variance	Std. Deviation	N of Items
94.98	141.721	11.905	32

## Lampiran H. Output Uji Validitas dan Reliabilitas Komunikasi Efektif

### Reliability Putaran ke 2

#### Case Processing Summary

		N	%
Cases	Valid	239	99.6
	Excluded (a)	1	.4
	Total	240	100.0

a Listwise deletion based on all variables in the procedure.

#### Reliability Statistics

Cronbach's Alpha	N of Items
.904	30

#### Item-Total Statistics

	Scale Mean if Item Deleted	Scale Variance if Item Deleted	Corrected Item-Total Correlation	Cronbach's Alpha if Item Deleted
VAR00001	86.46	124.997	.396	.903
VAR00002	85.49	126.629	.420	.902
VAR00003	85.75	123.987	.478	.901
VAR00004	86.03	124.714	.439	.902
VAR00005	86.38	125.145	.376	.903
VAR00006	86.39	119.870	.515	.901
VAR00007	85.71	125.702	.422	.902
VAR00008	86.18	125.501	.383	.903
VAR00009	85.82	128.224	.299	.904
VAR00010	85.97	125.684	.373	.903
VAR00011	86.50	121.520	.567	.899

VAR00012	85.69	127.053	.364	.903
VAR00013	86.43	120.675	.593	.899
VAR00015	86.07	121.525	.556	.900
VAR00016	85.85	124.291	.524	.900
VAR00017	86.07	124.327	.480	.901
VAR00018	85.87	124.648	.525	.900
VAR00019	85.86	127.380	.366	.903
VAR00021	85.98	121.882	.564	.899
VAR00022	86.17	126.703	.359	.903
VAR00023	86.07	122.697	.570	.899
VAR00024	86.14	126.770	.333	.903
VAR00025	85.97	123.797	.553	.900
VAR00026	86.06	122.887	.554	.900
VAR00027	86.02	120.827	.663	.898
VAR00028	85.89	125.467	.426	.902
VAR00029	85.72	126.549	.347	.903
VAR00030	85.95	123.169	.566	.900
VAR00031	86.09	123.702	.441	.902
VAR00032	86.06	122.719	.482	.901

### Scale Statistics

Mean	Variance	Std. Deviation	N of Items
88.99	132.584	11.515	30

## Lampiran I. Output Uji Validitas dan Reliabilitas Komunikasi Efektif

### Reliability Putaran ke 3

#### Case Processing Summary

		N	%
Cases	Valid	239	99.6
	Excluded (a)	1	.4
	Total	240	100.0

a Listwise deletion based on all variables in the procedure.

#### Reliability Statistics

Cronbach's Alpha	N of Items
.904	29

#### Item-Total Statistics

	Scale Mean if Item Deleted	Scale Variance if Item Deleted	Corrected Item-Total Correlation	Cronbach's Alpha if Item Deleted
VAR00001	83.29	120.712	.398	.902
VAR00002	82.32	122.455	.413	.902
VAR00003	82.58	119.791	.476	.900
VAR00004	82.86	120.492	.438	.901
VAR00005	83.22	120.793	.382	.902
VAR00006	83.23	115.613	.520	.900
VAR00007	82.54	121.476	.420	.901
VAR00008	83.01	121.172	.387	.902
VAR00010	82.80	121.369	.377	.902
VAR00011	83.33	117.357	.566	.899

VAR00012	82.53	122.822	.361	.902
VAR00013	83.26	116.371	.601	.898
VAR00015	82.90	117.385	.554	.899
VAR00016	82.68	120.110	.521	.900
VAR00017	82.90	120.096	.480	.900
VAR00018	82.71	120.494	.520	.900
VAR00019	82.69	123.205	.358	.902
VAR00021	82.82	117.722	.562	.899
VAR00022	83.00	122.504	.355	.902
VAR00023	82.90	118.524	.568	.899
VAR00024	82.97	122.411	.339	.903
VAR00025	82.80	119.573	.554	.899
VAR00026	82.89	118.660	.556	.899
VAR00027	82.85	116.680	.662	.897
VAR00028	82.72	121.293	.422	.901
VAR00029	82.55	122.366	.342	.903
VAR00030	82.78	118.930	.569	.899
VAR00031	82.92	119.468	.442	.901
VAR00032	82.89	118.543	.481	.900

### Scale Statistics

Mean	Variance	Std. Deviation	N of Items
85.82	128.224	11.324	29

## Lampiran J. Output Uji Normalitas Motivasi Berprestasi

### Explore

#### Case Processing Summary

	Cases					
	Valid		Missing		Total	
	N	Percent	N	Percent	N	Percent
MB	240	100.0%	0	.0%	240	100.0%

#### Descriptives

		Statistic	Std. Error
MB	Mean	57.91	.451
	95% Confidence Interval for Mean	57.02	
	Lower Bound		
	Upper Bound	58.80	
	5% Trimmed Mean	57.88	
	Median	58.00	
	Variance	48.837	
	Std. Deviation	6.988	
	Minimum	42	
	Maximum	76	
	Range	34	
	Interquartile Range	10	
	Skewness	.028	.157
	Kurtosis	-.341	.313

#### Tests of Normality

	Kolmogorov-Smirnov(a)			Shapiro-Wilk		
	Statistic	df	Sig.	Statistic	df	Sig.



MB	.050	240	.200(*)	.993	240	.367
----	------	-----	---------	------	-----	------

\* This is a lower bound of the true significance.

a Lilliefors Significance Correction

## MB

MB Stem-and-Leaf Plot

Frequency Stem & Leaf

```

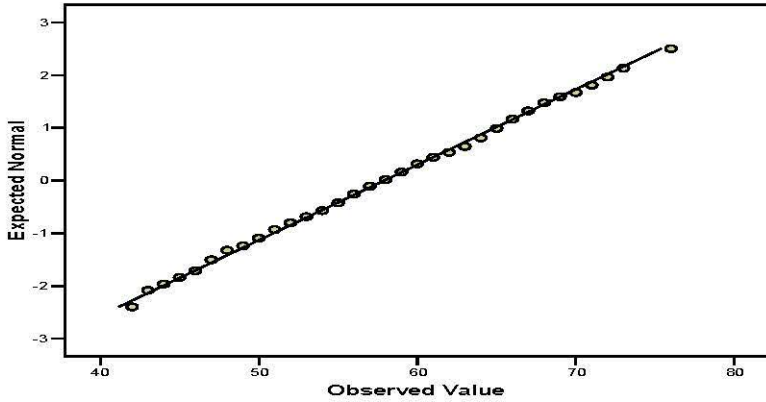
.00  4 .
5.00  4 . 22233
4.00  4 . 4555
11.00  4 . 6677777777
7.00  4 . 8888999
19.00  5 . 0000000000011111111
17.00  5 . 22222222233333333
25.00  5 . 44444444445555555555555
28.00  5 . 666666666666666677777777777
28.00  5 . 8888888888899999999999999
22.00  6 . 00000000000011111111111
18.00  6 . 2222233333333333333
23.00  6 . 44444444444455555555555
14.00  6 . 66666666777777
7.00  6 . 8888899
6.00  7 . 001111
4.00  7 . 2333
.00  7 .
2.00  7 . 66

```

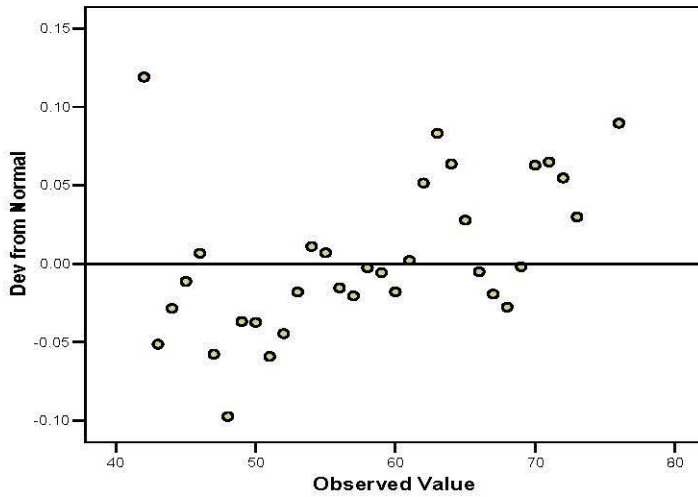
Stem width: 10

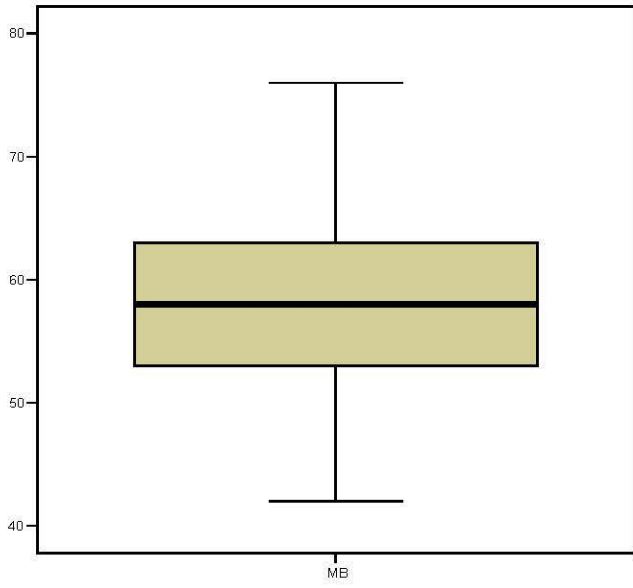
Each leaf: 1 case(s)

Normal Q-Q Plot of MB



Detrended Normal Q-Q Plot of MB





## Lampiran K. Output Uji Normalitas Komunikasi Efektif Explore

### Case Processing Summary

	Cases					
	Valid		Missing		Total	
	N	Percent	N	Percent	N	Percent
KE	240	100.0%	0	.0%	240	100.0%

### Descriptives

		Statistic	Std. Error
KE	Mean	85.84	.730
	95% Confidence Interval for Mean	84.40	
	5% Trimmed Mean	87.27	
	Median	86.08	
	Variance	87.50	
	Std. Deviation	127.760	
	Minimum	11.303	
	Maximum	57	
	Range	113	
	Interquartile Range	56	
	Skewness	16	.157
	Kurtosis	-.385	.313
		-.304	

### Tests of Normality

	Kolmogorov-Smirnov(a)			Shapiro-Wilk		
	Statistic	df	Sig.	Statistic	df	Sig.

KE	.091	240	.000	.982	240	.004
----	------	-----	------	------	-----	------

a Lilliefors Significance Correction

**KE**

KE Stem-and-Leaf Plot

Frequency Stem & Leaf

```

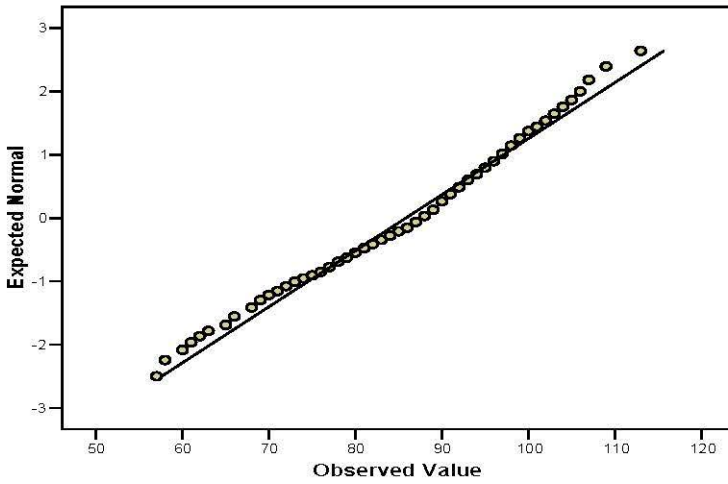
3.00  5 . 778
6.00  6 . 001223
16.00 6 . 5556666888889999
17.00  7 . 00011122222333444
24.00  7 . 55566667777778888899999
31.00  8 . 00000000111122222233334444444
42.00  8 . 55555566666777777778888899999999999
45.00  9 . 00000000000011111111222222223333333344444
35.00  9 . 555555555566666777777778888999999
13.00 10 . 0011122233344
 7.00 10 . 5566779
 1.00 11 . 3

```

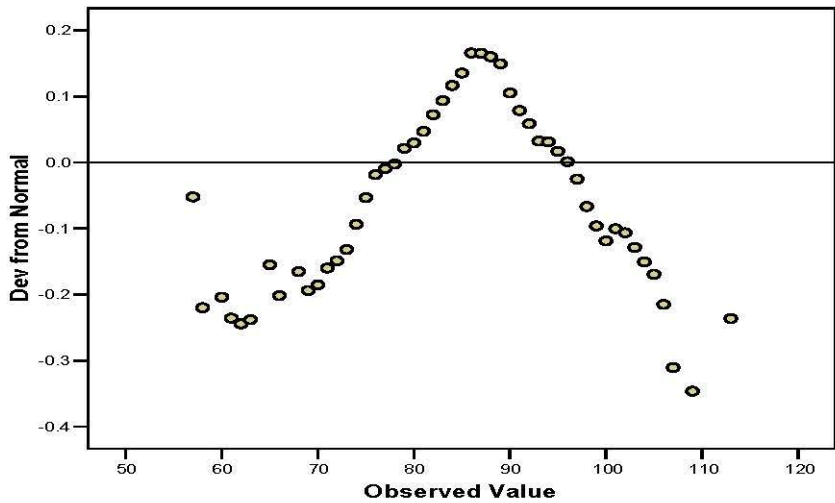
Stem width: 10

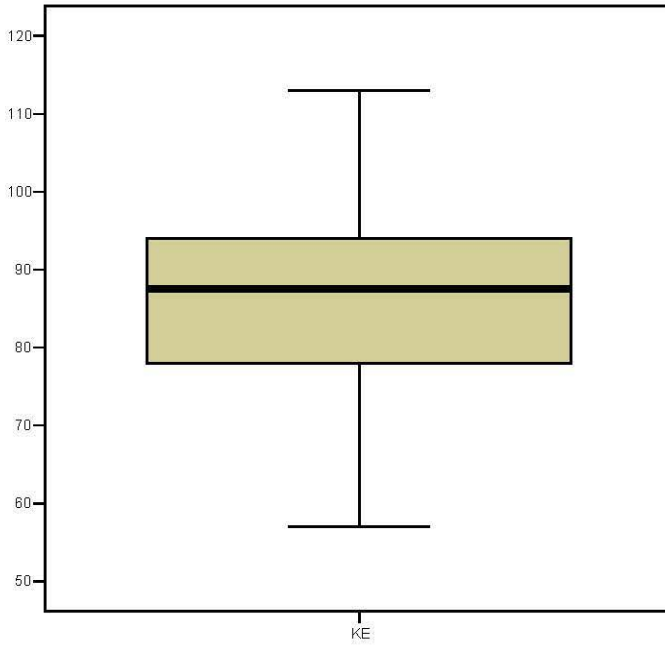
Each leaf: 1 case(s)

Normal Q-Q Plot of KE



Detrended Normal Q-Q Plot of KE





## Lampiran L. Output Uji Linieritas

### Means

#### Case Processing Summary

	Cases					
	Included		Excluded		Total	
	N	Percent	N	Percent	N	Percent
MB *	240	100.0%	0	.0%	240	100.0%
KE						

#### Report

MB

KE	Mean	N	Std. Deviation
57	56.50	2	9.192
58	53.00	1	.
60	48.50	2	2.121
61	51.00	1	.
62	60.00	2	.000
63	65.00	1	.
65	46.67	3	4.509
66	52.75	4	6.850
68	49.20	5	4.970
69	47.75	4	2.754
70	56.00	3	7.937
71	55.00	3	6.928
72	52.20	5	5.933
73	60.67	3	14.572
74	58.33	3	10.017
75	53.33	3	1.528
76	55.50	4	8.226
77	53.00	7	3.916
78	53.40	5	2.302



79	57.40	5	4.393
80	56.75	8	6.964
81	59.75	4	5.500
82	57.29	7	6.317
83	55.00	5	7.000
84	60.14	7	6.669
85	52.83	6	7.679
86	56.60	5	3.286
87	57.42	12	6.097
88	60.83	6	6.853
89	55.77	13	7.073
90	60.50	12	4.777
91	60.67	9	5.050
92	63.00	10	6.037
93	60.00	9	7.533
94	57.40	5	8.204
95	63.20	10	3.882
96	61.50	4	5.508
97	61.20	10	5.613
98	56.25	4	5.909
99	58.86	7	7.267
100	64.00	2	4.243
101	66.33	3	3.215
102	69.00	3	5.292
103	58.33	3	2.309
104	58.50	2	4.950
105	64.00	2	2.828
106	64.50	2	.707
107	54.00	2	8.485
109	68.00	1	.
113	69.00	1	.
Total	57.91	240	6.988

**ANOVA Table**

			Sum of Squares	df	Mean Square	F	Sig.
MB * KE	Between Groups	(Combined )	4530.849	49	92.466	2.460	.000
		Linearity	2166.476	1	2166.476	57.642	.000
		Deviation from Linearity	2364.374	48	49.258	1.311	.104
	Within Groups		7141.134	190	37.585		
	Total		11671.983	239			

**Measures of Association**

	R	R Squared	Eta	Eta Squared
MB * KE	.431	.186	.623	.388

## Lampiran M. Output Uji Linieritas

### Means

#### Case Processing Summary

	Cases					
	Included		Excluded		Total	
	N	Percent	N	Percent	N	Percent
MB *	240	100.0%	0	.0%	240	100.0%
KE						

#### Report

MB

KE	Mean	N	Std. Deviation
57	56.50	2	9.192
58	53.00	1	.
60	48.50	2	2.121
61	51.00	1	.
62	60.00	2	.000
63	65.00	1	.
65	46.67	3	4.509
66	52.75	4	6.850
68	49.20	5	4.970
69	47.75	4	2.754
70	56.00	3	7.937
71	55.00	3	6.928
72	52.20	5	5.933
73	60.67	3	14.572
74	58.33	3	10.017
75	53.33	3	1.528
76	55.50	4	8.226
77	53.00	7	3.916
78	53.40	5	2.302

79	57.40	5	4.393
80	56.75	8	6.964
81	59.75	4	5.500
82	57.29	7	6.317
83	55.00	5	7.000
84	60.14	7	6.669
85	52.83	6	7.679
86	56.60	5	3.286
87	57.42	12	6.097
88	60.83	6	6.853
89	55.77	13	7.073
90	60.50	12	4.777
91	60.67	9	5.050
92	63.00	10	6.037
93	60.00	9	7.533
94	57.40	5	8.204
95	63.20	10	3.882
96	61.50	4	5.508
97	61.20	10	5.613
98	56.25	4	5.909
99	58.86	7	7.267
100	64.00	2	4.243
101	66.33	3	3.215
102	69.00	3	5.292
103	58.33	3	2.309
104	58.50	2	4.950
105	64.00	2	2.828
106	64.50	2	.707
107	54.00	2	8.485
109	68.00	1	.
113	69.00	1	.
Total	57.91	240	6.988

**ANOVA Table**

		Sum of Squares	df	Mean Square	F	Sig.
MB * KE	Between Groups (Combined)	4530.849	49	92.466	2.460	.000
	Linearity	2166.476	1	2166.476	57.642	.000
	Deviation from Linearity	2364.374	48	49.258	1.311	.104
	Within Groups	7141.134	190	37.585		
	Total	11671.983	239			

**Measures of Association**

	R	R Squared	Eta	Eta Squared
MB * KE	.431	.186	.623	.388

## Lampiran N. Output Uji Korelasi

### Correlations

#### Correlations

		MB	KE
MB	Pearson	1	.990(**)
	Correlation		
	Sig. (2-tailed)		
	N	240	240
KE	Pearson	.990(**)	1
	Correlation		
	Sig. (2-tailed)		
	N	240	240

\*\* Correlation is significant at the 0.01 level (2-tailed).

### Nonparametric Correlations

#### Correlations

			MB	KE
Kendall's tau_b	MB	Correlation	1.000	.984(**)
		Coefficient		
		Sig. (2-tailed)		
		N	240	240
	KE	Correlation	.984(**)	1.000
		Coefficient		
Sig. (2-tailed)				
	N	240	240	

\*\* Correlation is significant at the 0.01 level (2-tailed).

## Lampiran O. Output Tabulasi Motivasi Berprestasi dan Komunikasi Efektif

### Crosstabs

#### Case Processing Summary

	Cases					
	Valid		Missing		Total	
	N	Percent	N	Percent	N	Percent
KE * MB	240	100.0%	0	.0%	240	100.0%

#### KE \* MB Crosstabulation

		MB			Total	
		Sedang	Rendah	Sangat Rendah		
KE	Sangat Tinggi	Count	2	0	0	2
		% of Total	.8%	.0%	.0%	.8%
	Tinggi	Count	23	76	0	99
		% of Total	9.6%	31.7%	.0%	41.3%
	Sedang	Count	0	111	0	111
		% of Total	.0%	46.3%	.0%	46.3%
	Rendah	Count	0	4	24	28
		% of Total	.0%	1.7%	10.0%	11.7%
Total		Count	25	191	24	240
		% of Total	10.4%	79.6%	10.0%	100.0%

**Lampiran P. Output Tabulasi Motivasi Beprestasi dengan Jenis Kelamin**

**Crosstab**

**Case Processing Summary**

	Cases					
	Valid		Missing		Total	
	N	Percent	N	Percent	N	Percent
MB * JK	240	100.0%	0	.0%	240	100.0%

**MB \* JK Crosstabulation**

			JK		Total
			Laki-Laki	Perempuan	
MB	Sedang	Count	12	13	25
		% of Total	5.0%	5.4%	10.4%
	Rendah	Count	104	87	191
		% of Total	43.3%	36.3%	79.6%
Sangat Rendah	Count	12	12	24	
	% of Total	5.0%	5.0%	10.0%	
Total	Count	128	112	240	
	% of Total	53.3%	46.7%	100.0%	



**Lampiran Q. Output Tabulasi Komunikasi Efektif dengan Jenis Kelamin**

**Crosstab**

**Case Processing Summary**

	Cases					
	Valid		Missing		Total	
	N	Percent	N	Percent	N	Percent
KE * JK	240	100.0%	0	.0%	240	100.0%

**KE \* JK Crosstabulation**

			JK		Total
			Laki-Laki	Perempuan	
KE	Sangat Tinggi	Count	1	1	2
		% of Total	.4%	.4%	.8%
	Tinggi	Count	50	49	99
		% of Total	20.8%	20.4%	41.3%
	Sedang	Count	60	51	111
		% of Total	25.0%	21.3%	46.3%
	Rendah	Count	17	11	28
		% of Total	7.1%	4.6%	11.7%
Total	Count	128	112	240	
	% of Total	53.3%	46.7%	100.0%	

**Lampiran R. Output Tabulasi Motivasi Berprestasi dengan Pekerjaan Orang tua**

**Crosstab**

**Case Processing Summary**

	Cases					
	Valid		Missing		Total	
	N	Percent	N	Percent	N	Percent
MB * Peker.Ortu	240	100.0%	0	.0%	240	100.0%

**MB \* Peker.Ortu Crosstabulation**

			Peker.Ortu					Total
			Peg. Swas ta	Peg. Negr i	Guru	Wiras wata	Rohania wan	
MB	Sedang	Count	16	0	2	7	0	25
		% of Total	6.7%	.0%	.8%	2.9%	.0%	10.4%
	Rendah	Count	131	15	5	39	1	191
		% of Total	54.6 %	6.3%	2.1%	16.3%	.4%	79.6%
	Sangat Rendah	Count	21	0	1	1	1	24
		% of Total	8.8%	.0%	.4%	.4%	.4%	10.0%
Total		Count	168	15	8	47	2	240
		% of Total	70.0 %	6.3%	3.3%	19.6%	.8%	100.0%

**Lampiran S. Output Tabulasi Komunikasi Efektif dengan Pekerjaan Orang tua**

**Crosstab**

**Case Processing Summary**

	Cases					
	Valid		Missing		Total	
	N	Percent	N	Percent	N	Percent
KE * Peker.Ortu	240	100.0%	0	.0%	240	100.0%

**KE \* Peker.Ortu Crosstabulation**

		Peker.Ortu					Total	
		Peg. Swasta	Peg. Negeri	Guru	Wiraswata	Rohaniawan		
KE	Sangat Tinggi	Count	0	0	0	2	0	2
		% of Total	.0%	.0%	.0%	.8%	.0%	.8%
	Tinggi	Count	61	6	4	26	2	99
		% of Total	25.4%	2.5%	1.7%	10.8%	.8%	41.3%
	Sedang	Count	86	7	4	14	0	111
		% of Total	35.8%	2.9%	1.7%	5.8%	.0%	46.3%
	Rendah	Count	21	2	0	5	0	28
		% of Total	8.8%	.8%	.0%	2.1%	.0%	11.7%
Total		Count	168	15	8	47	2	240
		% of Total	70.0%	6.3%	3.3%	19.6%	.8%	100.0%



YAYASAN WIDYA MANDALA SURABAYA  
UNIVERSITAS KATOLIK WIDYA MANDALA SURABAYA  
**FAKULTAS PSIKOLOGI**

Jl. Dinoyo 42 - 44, Telp. 5678478 (hunting) Ext. 161, Fex. 5610818 Surabaya - 60265

Nomor : 0015 /WM07/T/2011  
Lampiran : -  
Hal : **Permohonan Ijin**

10 Januari 2011

Kepada : Yth. Kepala  
**Sekolah Untung Suropati**  
Jl. Tennis III, Gajah, Magersari  
Sidoarjo

Dengan hormat kami beritahukan bahwa mahasiswa tersebut di bawah ini :

Nama : Wulan Revilia  
Fakultas : Psikologi  
Nomor pokok : 7103006127

adalah mahasiswa kami yang sedang menyelesaikan tugas skripsi dengan judul "Motivasi berprestasi dan komunikasi efektif antara orang tua dan remaja awal".

Sehubungan dengan hal tersebut kami mohon ijin dan bantuan bagi mahasiswa yang bersangkutan agar diperkenankan melakukan penyebaran angket.

Atas bantuan dan kerjasama yang baik, kami ucapkan terima kasih.



Tembusan :  
Yth. Mahasiswa ybs.



**YAYASAN YOHANES GABRIEL**  
**SMP KATOLIK “ UNTUNG SUROPATI “**  
**Status : Terakreditasi “ A “**

Jl. Tennis III Gajah Magersari Telepon (031) 8961411 Sidoarjo

**SURAT PERNYATAAN**

Nomor : 94 /IO4.10/SMPK/U/II/2011.

Yang bertanda tangan dibawah ini Kepala SMP Katolik Untung Suropati di Sidoarjo, menerangkan bahwa :

Nama : Wulan Revilia  
Fakultas : Psikologi  
Nomor pokok : 7103006127

Bahwa mahasiswa tersebut sudah menyelesaikan tugas dengan menyebar angket ke siswa – siswi kami. Demikian surat pernyataan ini kami buat. Atas perhatian dan kerjasamanya kami mengucapkan terima kasih.

Sidoarjo, 22 Februari 2011.  
Kepala Sekolah,  
  
**ANDRE SUPRIANTO, S.Si**  
Sidoarjo TUK : 2177/YG

