

**LESSON PLAN FOR
THE EXPERIMENTAL GROUP**

LESSON PLAN (Experimental Group)

Subject	: English
Language Skill	: Speaking
Language Components	: Vocabulary, grammar,
Theme	pronunciation
Sub Theme	: Technology
Level of Education	: Computer
Class / Semester	: Elementary School
Time Allocation	: VI / 2
	: 2 x 40 minutes

1st TREATMENT

A. Objectives

1. Basic Competence:

- a. The students are able to comprehend the pictorial stories about technology.
- b. The students are able to expand their vocabularies related to technology.
- c. The students are able to understand the use of Simple Present Tense.

2. Achievement Indicators:

a. Reading

- The students are able to answer comprehension questions about the pictorial story from the teacher.
- The students are able to match the pictorial stories with the appropriate sentence given.

b. Speaking and Grammar

- The students are able to use Simple Present Tense in retelling the pictorial story.

- The students are able to use enumeration words; first, then, after that, finally.

c. Pronunciation

- The students are able to pronounce each word in every sentences correctly.

B. Learning Material

- Pictorial stories entitled “A Computer”.

C. Teaching Learning Activities

1. Technique:

Work in group.

2. Class activities

a. Pre-Speaking: (*20 minutes*)

- The students are asked to form groups of five.
- The students are asked to answer the triggering questions (For example: Who likes playing computer games?)
- The students are given a pictorial story, sentences, and list of difficult words related to how to use a computer.
- The students are asked to repeat every word or sentence that is read by the teacher.
- The students are asked to understand the story of the pictorial stories and sentences given. The teacher may help the students to understand the story.

b. Whilst-Speaking: (*30 minutes*)

- The students are asked to discuss with their group about the story of the pictorial story given.
- The students are asked to match each picture in the pictorial story with the appropriate sentence.
- The students are asked to memorize every sentence that they have arranged based on the pictorial story given.

c. Post-Speaking: (*30 minutes*)

- The teacher chooses one student as the representative of each group to come in front of the class to present the story that they have arranged together in their groups.

D. Assessment

- a. The students are asked to answer triggering questions.
- b. The students are asked to match the pictorial stories with the appropriate sentence given.
- c. The representative of each group is asked to present the story that they have arranged based on the pictorial story given.

E. Media:

- Pictorial stories

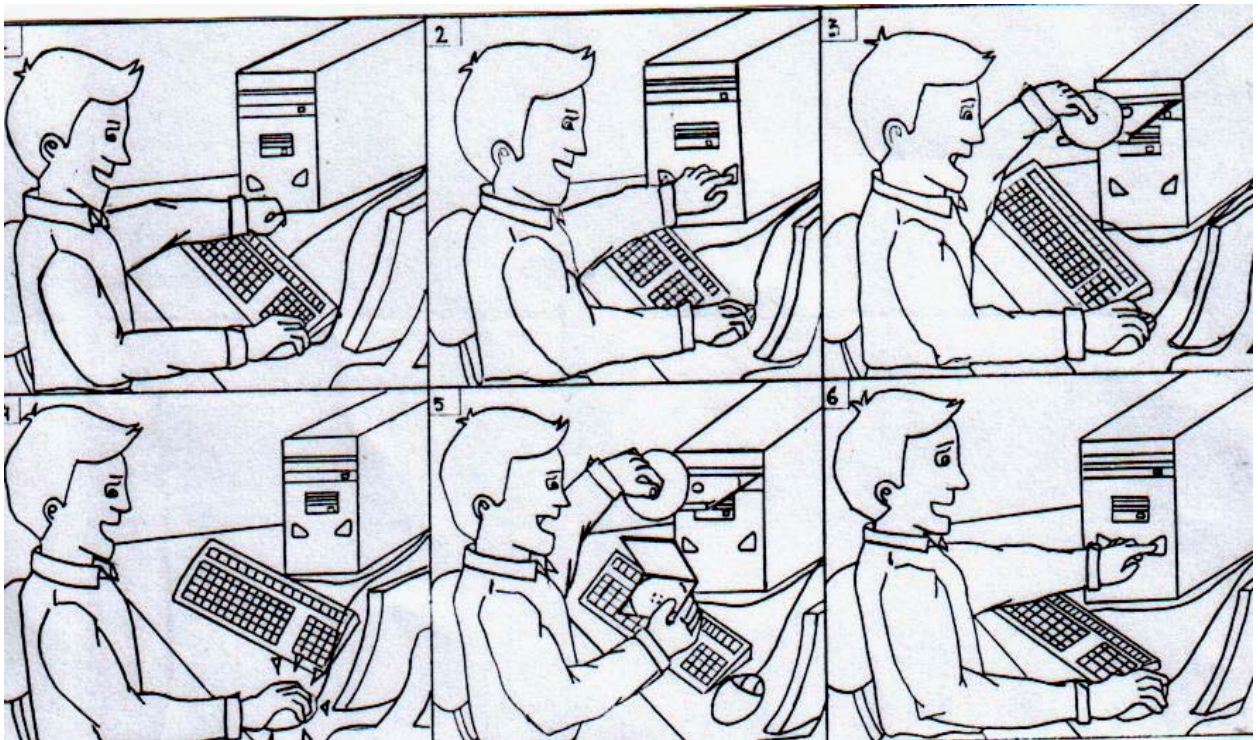
F. Material:

Choose the correct sentence for each pictorial story, so they can become a good story!

USEFUL WORDS:

First	: pertama	Put in	: memasukkan	Disk	: disket
Then	: kemudian	Click	: menekan	Turn off	: mematikan
Turn on	: menyalakan	Take out	: mengeluarkan	Finally	: terakhir

A Computer



- First, turn on the computer.	- My name is Robert. My hobby is playing a computer. I will tell you how to use the computer.
- Next, take out the disk when you finish.	- Then, put in the disk.
- Finally, turn off the computer.	- After that, click the mouse to play a game.

LESSON PLAN (Experimental Group)

Subject	: English
Language Skill	: Speaking
Language Components	: Vocabulary, grammar,
Theme	pronunciation
Sub Theme	: Education
Level of Education	: Daily Activity
Class / Semester	: Elementary School
Time Allocation	: VI / 2
	: 2 x 40 minutes

2nd TREATMENT

A. Objectives

1. Basic Competence:

- a. The students are able to comprehend the pictorial stories about education.
- b. The students are able to expand their vocabularies related to education.
- c. The students are able to understand the use of Simple Present Tense.

2. Achievement Indicators:

a. Reading

- The students are able to answer comprehension questions about the pictorial story from the teacher.
- The students are able to match the pictorial stories with the appropriate sentence given.

b. Speaking and Grammar

- The students are able to use Simple Present Tense in retelling the pictorial story.
- The students are able to use enumeration words; first, then, after that, finally.

c. Pronunciation

- The students are able to pronounce each word in every sentences correctly.

B. Learning Material

- Pictorial stories entitled “Daily Activity”.

C. Teaching Learning Activities

1. Technique:

Work in group.

2. Class activities

a. Pre-Speaking: (20 minutes)

- The students are asked to form groups of five.
- The students are asked to answer the triggering questions (For example: What do you do before going to school everyday?)
- The students are given a pictorial story, sentences, and list of difficult words about daily activity.
- The students are asked to repeat every word or sentence that is read by the teacher.
- The students are asked to understand the story of the pictorial story and sentences given. The teacher may help the students to understand the story.

b. Whilst-Speaking: (30 minutes)

- The students are asked to discuss with their group about the story of the pictorial story given.
- The students are asked to match each picture in the pictorial story with the appropriate sentence.
- The students are asked to memorize every sentence that they have arranged based on the pictorial story given.

c. Post-Speaking: (30 minutes)

- The teacher chooses one student as the representative of each group to come in front of the class to present the story that they have arranged together in their groups.

D. Assessment

- a. The students are asked to answer triggering questions.
- b. The students are asked to match the pictorial stories with the appropriate sentence given.

- c. The representative of each group is asked to present the story that they have arranged based on the pictorial story given.

E. Media:

- Pictorial stories


F. Material:

Choose the correct sentence for each pictorial story, so they can become a good story!

USEFUL WORDS:

First	: pertama	Take a bath	: mandi
Then	: kemudian	Get dressed	: berpakaian
After that	: kemudian	Breakfast	: sarapan
Get up	: bangun		

My Daily Activities



- Then, I take a bath	- After that, I get dressed.
- I always get up at 5. 30 in the morning.	- Then, Finally, I go to school on foot.
- My name is Andre. I'm eight years old.	- Then, I take breakfast.

LESSON PLAN (Experimental Group)

Subject	: English
Language Skill	: Speaking
Language Components	: Vocabulary, grammar,
Theme	pronunciation
Sub Theme	: Hobby
Level of Education	: Gardening
Class / Semester	: Elementary School
Time Allocation	: VI / 2
	: 2 x 45 minutes

3rd TREATMENT

A. Objectives

1. Basic Competence:

- a. The students are able to comprehend the pictorial stories about hobby.
- b. The students are able to expand their vocabularies related to hobby.
- c. The students are able to understand the use of simple Present Tense.

2. Achievement Indicators:

a. Reading

- The students are able to answer comprehension questions about the pictorial story from the teacher.
- The students are able to match the pictorial stories with the appropriate sentence given.

b. Speaking and Grammar

- The students are able to use Simple Present Tense in retelling the pictorial story.
- The students are able to use enumeration words; first, then, after that, finally.

c. Pronunciation

- The students are able to pronounce each word in every sentences correctly.

C. Learning Material

- Pictorial stories entitled “Gardening”.

D. Teaching Learning Activities

1. Technique:

Work in group.

2. Class activities

a. Pre-Speaking: (*20 minutes*)

- The students are asked to form groups of five.
- The students are asked to answer the triggering questions (For example: What is your hobby?)
- The students are given a pictorial story, sentences, and list of difficult words about gardening.
- The students are asked to repeat every word or sentence that is read by the teacher.
- The students are asked to understand the story of the pictorial story and sentences given. The teacher may help the students to understand the story.

b. Whilst-Speaking: (*30 minutes*)

- The students are asked to discuss with their group about the story of the pictorial story given.
- The students are asked to match each picture in the pictorial story with the appropriate sentence.
- The students are asked to memorize every sentence that they have arranged based on the pictorial stories given.

c. Post-Speaking: (*30 minutes*)

- The teacher chooses one student as the representative of each group to come in front of the class to present the story that they have arranged together with friends.

E. Assessment

- a. The students are asked to answer triggering questions.
- b. The students are asked to match the pictorial stories with the appropriate sentence given.
- c. The representative of each group is asked to present the story that they have arranged based on the pictorial story given.

F. Media:

- Pictorial stories


G. Material:

Choose the correct sentence for each pictorial story, so they can become a good story!

USEFUL WORDS:

First	: pertama	Look	: lihat	A hole	: sebuah
Then	: kemudian	Gardening	: gardening	Put in	lubang
After	: kemudian	To plant	: menanam	Seeds	: masukkan
that	: terakhir	Become	: menjadi	Cover	: biji tanaman
Finally				up	: tutupi

Gardening



- Then, put in the seeds	- After that, cover up the seeds.
- First, make a hole	- Look! The seeds become a beautiful flower.
- My name is Lucy. My hobby is gardening. I want to tell you how to plant a flower.	- Finally, give it water.

ANSWER KEY (Experimental Group)

1st TREATMENT:

A Computer

My name is Robert. My hobby is playing computer games. I will tell you how to use the computer. First, we have to turn on the computer. Then, put in the disk. After that, click the mouse to play a game. Next, take out the disk when you finish. Finally, turn off the computer.

2nd TREATMENT

My Daily Activities

My name is Andre. I'm eight years old. I always get up at 05. 30 in the morning. Then, I take a bath. After that, I get dressed. Then, I have breakfast. Then, I go to school on foot.

3rd TREATMENT

Gardening

My name is Lucy. My hobby is gardening. I want to tell you how to plant a flower. First, make a hole. Then, put in the seeds. Then, after that, cover up the seeds. Finally give it water. Look! The seeds become a beautiful flower.

LESSON PLAN FOR THE CONTROL GROUP

LESSON PLAN (Control Group)

Subject	: English
Language Skill	: Speaking
Language Components	: Grammar, pronunciation
Theme	: Technology
Sub Theme	: Computer
Level of Education	: Elementary School
Class / Semester	: VI / 2
Time Allocation	: 2 x 40 minutes

1st TREATMENT

A. Objectives

1. Basic Competence:

- a. The students are able to comprehend the short passage about technology.
- b. The students are able to expand their vocabularies related to technology.
- c. The students are able to understand the use of Simple Present Tense.

2. Achievement Indicators:

a. Reading:

- The students are able to answer comprehension questions about the passage from the teacher.

b. Speaking and Grammar

- The students are able to use Simple Present Tense in retelling the story.
- The students are able to use enumeration words; first, then, after that, finally.

c. Pronunciation

- The students are able to pronounce each word on the short passage given correctly.

B. Learning Material

- A short passage entitled “A computer”.

C. Teaching Learning Activities

1. Technique:

Work in group.

2. Class activities:

- a. Pre-Speaking: (*20 minutes*)
 - The students are asked to form groups of five.

- The students are asked to answer the triggering questions (For example: Who likes playing computer games?)
 - The students are given a short passage about how to use a computer.
 - The students are asked to repeat every word or sentence read by the teacher.
 - The teacher checks the students' understanding of the passage by asking some questions (For example: asking about the main idea of the passage) .
- b. Whist-Speaking: *(30 minutes)*
- The students are asked to discuss with their about the content of the short passage given.
 - The students are asked to memorize the sentences from the short passage given.
- c. Post-Speaking: *(30 minutes)*
- The teacher chooses one student as the representative in each group to come in front of the class and retell the story that they have read together.

D. Assessment

- a. The students are asked to answer triggering questions.
- b. The students are asked to read the short passage entitled "A Computer".
- c. The students are asked to understand the content of the short passage.
- d. The representative of each group is asked to present the story that they have arranged based on the short passage given.

E. Media:

- Short Passage

F. Material:

Read this short passage carefully, then discuss with your friends about the content of the story!

USEFUL WORDS:

First	: pertama	Put in	: memasukkan	Disk	: disket
Then	: kemudian	Click	: menekan	Turn off	: mematikan
Turn on	: menyalakan	Take out	: mengeluarkan	Finally	: terakhir

A Computer

My name is Robert. My hobby is playing computer games. I will tell you how to use the computer. First, we have to turn on the computer. Then, put in the disk. After that, click the mouse to play a game. Next, take out the disk when you finish. Finally, turn off the computer.

LESSON PLAN (Control Group)

Subject	: English
Language Skill	: Speaking
Language Components	: Vocabulary, grammar,
Theme	pronunciation
Sub Theme	: Education
Level of Education	: Daily Activity
Class / Semester	: Elementary School
Time Allocation	: VI / 2
	: 2 x 40 minutes

2nd TREATMENT

A. Objectives

1. Basic Competence:

- a. The students are able to comprehend the short passage about education.
- b. The students are able to expand their vocabularies related to education.

- c. The students are able to understand the use of Simple Present Tense.

2. Achievement Indicators:

a. Reading

- The students are able to answer comprehension questions about the passage from the teacher.

b. Speaking and Grammar

- The students are able to use Simple Present Tense in retelling the story.
- The students are able to use enumeration words; first, then, after that, finally.

c. Pronunciation

- The students are able to pronounce each word on the short passage given.

B. Learning Material

- A short passage entitled “My Daily Activities”.

C. Teaching Learning Activities

1. Technique:

Work in group.

2. Class activities:

a. Pre-Speaking: (20 minutes)

- The students are asked to form groups of five.
- The students are asked to answer the triggering questions (For example: What do you do before going to school everyday?)
- The students are given a short passage about daily activities.
- The students are asked to repeat every word or sentence read by the teacher.

- The teacher checks the students' understanding of the passage by asking some questions (For example: asking about the main idea of the passage).
- b. Whist-Speaking: *(30 minutes)*
 - The students are asked to discuss with their group about the content of the short passage given.
 - The students are asked to memorize the sentences from the short passage given.
- c. Post-Speaking: *(30 minutes)*
 - The teacher chooses one student as the representative in each group to come in front of the class and retell the story that they have read together.

D. Assessment

- a. The students are asked to answer triggering questions.
- b. The students are asked to read the short passage entitled "My Daily Activities".
- c. The students are asked to understand the content of the short passage.
- d. The representative of each group is asked to present the story that they have arranged based on the short passage given.

E. Media:

- Short Passage

F. Material:

Read this short passage carefully, then discuss with your friends about the content of the story!

USEFUL WORDS:

First	: pertama	Take a bath	: mandi
Then	: kemudian	Get dressed	: berpakaian
After that	: kemudian	Breakfast	: sarapan
Get up	: bangun		

My Daily Activities

My name is Andre. I'm eight years old. I always get up at 05. 30 in the morning. Then, I take a bath. After that, I get dressed. Then, I have breakfast. Then, I go to school on foot.

LESSON PLAN (Control Group)

Subject	: English
Language Skill	: Speaking
Language Components	: Vocabulary, grammar,
Theme	pronunciation
Sub Theme	: Hobby
Level of Education	: Gardening
Class / Semester	: Elementary School
Time Allocation	: VI / 2
	: 2 x 40 minutes

3rd TREATMENT

A. Objectives

1. Basic Competence:

- a. The students are able to comprehend the short passage about hobby.
- b. The students are able to expand their vocabularies related to hobby.
- c. The students are able to understand the use of Simple Present Tense.

3. Achievement Indicators:

a. Reading

- The students are able to answer comprehension questions about the passage from the teacher.

b. Speaking and Grammar

- The students are able to use Simple Present Tense in retelling the story.

- The students are able to use enumeration words; first, then, after that, finally.

c. Pronunciation

- The students are able to pronounce each word on the short passage given correctly.

B. Learning Material

- A short passage entitled “Gardening”.

C. Teaching Learning Activities

1. Technique:

Work in group.

2. Class activities:

a. Pre-Speaking: *(20 minutes)*

- The students are asked to form groups of five.
- The students are asked to answer the triggering questions (For example: What is your hobby?)
- The students are given a short passage about gardening.
- The students are asked to repeat every word or sentence read by the teacher.
- The teacher checks the students’ understanding of the passage by asking some questions (For example: asking about the main idea of the passage).

b. Whist-Speaking: *(30 minutes)*

- The students are asked to discuss with their group about the content of the short passage given.
- The students are asked to memorize the sentences from the short passage given.

c. Post-Speaking: *(30 minutes)*

- The teacher chooses one student as the representative in each group to come in front of the class and retell the story that they have read together.

D. Assessment

- a. The students are asked to answer triggering questions.
- b. The students are asked to read the short passage entitled “Gardening”.
- c. The students are asked to understand the content of the short passage.
- d. The representative of each group is asked to present the story that they have arranged based on the short passage given.

E. Media:

- Short Passage

F. Material:

Read this short passage carefully, then discuss with your friends about the content of the story!

USEFUL WORDS:

First	: pertama	Look	: lihat	A hole	: sebuah
Then	: kemudian	Gardening	: gardening	Put in	lubang
After	: kemudian	To plant	: menanam	Seeds	: masukkan
that	: terakhir	Become	: menjadi	Cover	: biji tanaman
Finally				up	: tutupi

Gardening

My name is Lucy. My hobby is gardening. I want to tell you how to plant a flower. First, make a hole. Then, put in the seeds. Then, after that, cover up the seeds. Finally give it water. Look! The seeds become a beautiful flower.

PRE TEST SCORE ACCUMULATION

No	Name	1 st Rater	2 nd Rater	Score Average
1	Andi Prasetyo	30	30	30
2	Anis Riani	10	10	10
3	Ariski Dwi Santoso	20	30	25
4	Bayu Adi Saputro	20	20	20
5	Candra Purwanto	20	10	15
6	Citra Lestari	20	20	20
7	Dani Akbar Mulyo	20	20	20
8	Deni Alfian	30	20	25
9	Dika Adri Setiawan	20	20	20
10	Endah Setyaningrum	10	10	10
11	Erwin Hidayat	20	20	20
12	Kiki Eva Arianti	30	30	30
13	Maria Dian Susanti	20	20	20
14	Prima Faqih Nugroho	30	20	25
15	Riska Imratus	20	20	20
16	Rizky Ardhana	20	10	15
17	Sony Tri Setiawan	20	20	20
18	Syntia Putri	10	10	10
19	Tri Yuli Rahayu	30	20	25
20	Yudha Setya Cahyono	10	10	10
21	Yusuf Effendi	30	30	30

**Experimental
Group Class VI A)
Control Group
(Class VI B)**

No	Name	1st Rater	2nd Rater	Score Average
1	Arik Arissa	10	10	10
2	Catur Sri Windarti	20	10	15
3	Deny Hidayat	30	30	30
4	Devi Adriana	20	20	20
5	Erwin Agus Susanto	20	30	25
6	Fidia Novitasari	10	10	10
7	Guntur Cahya Fatoni	20	30	25
8	Heni Irmawaningsih	20	20	20
9	Ika Puspitasari	10	10	10
10	Imam Sajidin	20	10	15
11	Juwita Fidini Susanti	10	10	10
12	Kukuh Febrianto	20	30	25
13	Nova Setia Wahyu	30	30	30
14	Nur Fidiatoro	30	20	25
15	Odi Kurniawan	10	20	15
16	Puspita Hermawati	20	20	20
17	Riski Noviana Andriani	30	20	25
18	Royan Aulia	20	20	20
19	Setia Wahyu	20	10	15
20	Ulfia Kriamawati	10	20	15

PRE TEST SCORE OF EXPERIMENTAL GROUP (1st RATER)

NO	NAME	RECEPTION	PRODUCTION	Pronunciation	TOTAL SCORE	TOTAL SCORE X 10
		Listening and Interaction	Words and Phrases			
1	Andi Prasetyo	1	1	1	3	30
2	Anis Riani	1	0	0	1	10
3	Ariski Dwi Santoso	1	0	1	2	20
4	Bayu Adi Saputro	1	1	0	2	20
5	Candra Purwanto	1	1	0	2	20
6	Citra Lestari	1	0	1	2	20
7	Dani Akbar Mulyo	1	0	1	2	20
8	Deni Alfian	1	1	1	3	30
9	Dika Adri Setiawan	1	1	0	2	20
10	Endah Setyaningrum	1	0	0	1	10
11	Erwin Hidayat	1	0	1	2	20
12	Kiki Eva Arianti	1	1	1	3	30
13	Maria Dian Susanti	1	1	0	2	20
14	Prima Faqih Nugroho	1	1	1	3	30
15	Riska Imratus	1	1	0	2	20
16	Rizky Ardhana	1	0	1	2	20
17	Sony Tri Setiawan	1	0	1	2	20
18	Syntia Putri	1	1	0	1	10
19	Tri Yuli Rahayu	1	1	1	3	30
20	Yudha Setya Cahyono	1	1	0	1	10
21	Yusuf Effendi	1	1	1	3	30

PRE TEST SCORE OF EXPERIMENTAL GROUP (2nd RATER)

NO	NAME	RECEPTION	PRODUCTION	Pronunciation	TOTAL SCORE	TOTAL SCORE X 10
		Listening and Interaction	Words and Phrases			
1	Andi Prasetyo	1	1	1	3	30
2	Anis Riani	1	0	0	1	10
3	Ariski Dwi Santoso	1	1	1	3	30
4	Bayu Adi Saputro	1	1	0	2	20
5	Candra Purwanto	1	0	0	1	10
6	Citra Lestari	1	0	1	2	20
7	Dani Akbar Mulyo	1	1	0	2	20
8	Deni Alfian	1	1	0	2	20
9	Dika Adri Setiawan	1	0	1	2	20
10	Endah Setyaningrum	1	0	0	1	10
11	Erwin Hidayat	1	1	0	2	20
12	Kiki Eva Arianti	1	1	1	3	30
13	Maria Dian Susanti	1	1	0	2	20
14	Prima Faqih Nugroho	1	1	0	2	20
15	Riska Imratus	1	0	1	2	20
16	Rizky Ardhana	1	0	0	1	10
17	Sony Tri Setiawan	1	1	0	2	20
18	Syntia Putri	1	0	0	1	10
19	Tri Yuli Rahayu	1	1	0	2	20
20	Yudha Setya Cahyono	1	0	0	1	10
21	Yusuf Effendi	1	1	1	3	30

PRE TEST SCORE OF CONTROL GROUP (1st RATER)

NO	NAME	RECEPTION	PRODUCTION	Pronunciation	TOTAL SCORE	TOTAL SCORE X 10
		Listening and Interaction	Words and Phrases			
1	Arik Arissa	1	0	0	1	10
2	Catur Sri Windarti	1	1	0	2	20
3	Deny Hidayat	1	1	1	3	30
4	Devi Adriana	1	1	0	2	20
5	Erwin Agus Susanto	1	0	1	2	20
6	Fidia Novitasari	1	0	0	1	10
7	Guntur Cahya Fatoni	1	1	0	2	20
8	Heni Irmawaningsih	1	1	0	2	20
9	Ika Puspitasari	1	0	0	1	10
10	Imam Sajidin	1	1	0	2	20
11	Juwita Fidini Susanti	1	0	0	1	10
12	Kukuh Febrianto	1	1	0	2	20
13	Nova Setia Wahyu	1	1	1	3	30
14	Nur Fidianoro	1	1	1	3	30
15	Odi Kurniawan	1	0	0	1	10
16	Puspita Hermawati	1	1	0	2	20
17	Riski Noviana Andriani	1	1	1	3	30
18	Royan Aulia	1	1	0	2	20
19	Setia Wahyu	1	0	1	2	20
20	Ulfia Krismawati	1	1	0	1	10

PRE TEST SCORE OF CONTROL GROUP (2nd RATER)

NO	NAME	RECEPTION	PRODUCTION	Pronunciation	TOTAL SCORE	TOTAL SCORE X 10
		Listening and Interaction	Words and Phrases			
1	Arik Arissa	1	0	0	1	10
2	Catur Sri Windarti	1	0	0	1	10
3	Deny Hidayat	1	1	1	3	30
4	Devi Adriana	1	1	0	2	20
5	Erwin Agus Susanto	1	1	1	3	30
6	Fidia Novitasari	1	0	0	1	10
7	Guntur Cahya Fatoni	1	1	1	3	30
8	Heni Irmawaningsih	1	1	0	2	20
9	Ika Puspitasari	1	0	0	1	10
10	Imam Sajidin	1	0	0	1	10
11	Juwita Fidini Susanti	1	0	0	1	10
12	Kukuh Febrianto	1	1	1	3	30
13	Nova Setia Wahyu	1	1	1	3	30
14	Nur Fudiantoro	1	1	0	2	20
15	Odi Kurniawan	1	0	1	2	20
16	Puspita Hermawati	1	1	0	2	20
17	Riski Noviana Andriani	1	1	0	2	20
18	Royan Aulia	1	1	0	2	20
19	Setia Wahyu	1	0	0	1	10
20	Ulfia Krismawati	1	0	1	2	20

POST TEST SCORE ACCUMULATION

No	Name	1 st Rater	2 nd Rater	Score Average
1	Andi Prasetyo	80	80	80
2	Anis Riani	80	70	75
3	Ariski Dwi Santoso	80	70	75
4	Bayu Adi Saputro	90	90	90
5	Candra Purwanto	70	70	70
6	Citra Lestari	70	80	75
7	Dani Akbar Mulyo	70	60	65
8	Deni Alfian	80	80	80
9	Dika Adri Setiawan	90	80	85
10	Endah Setyaningrum	80	70	75
11	Erwin Hidayat	70	70	70
12	Kiki Eva Arianti	80	70	75
13	Maria Dian Susanti	80	80	80
14	Prima Faqih Nugroho	70	80	75
15	Riska Imratus	80	70	85
16	Rizky Ardhana	70	70	70
17	Sony Tri Setiawan	90	90	90
18	Syntia Putri	80	70	75
19	Tri Yuli Rahayu	70	80	85

Experimental Group (Class VI A)
Control Group (Class VI B)

20	Yudha Setya Cahyono	70	70	70
21	Yusuf Effendi	80	80	80

		RECEPTION	PRODUCTION	No	Name	1 st	2 nd	Score
						Rater	Rater	Average
				1	Arik Arissa	70	70	70
				2	Catur Sri Windarti	70	70	70
				3	Deny Hidayat	70	80	75
				4	Devi Adriana	70	70	70
				5	Erwin Agus Susanto	70	60	65
				6	Fidia Novitasari	70	70	70
				7	Guntur Cahya Fatoni	80	70	75
				8	Heni Irmawaningsih	80	70	75
				9	Ika Puspitasari	70	60	65
				10	Imam Sajidin	70	70	70
				11	Juwita Fidini Susanti	70	80	75
				12	Kukuh Febrianto	70	60	65
				13	Nova Setia Wahyu	70	80	75
				14	Nur Fidiatoro	60	60	60
				15	Odi Kurniawan	70	70	70
				16	Puspita Hermawati	70	70	70
				17	Riski Noviana Andriani	80	70	75
				18	Royan Aulia	70	70	70
				19	Setia Wahyu	80	80	80
				20	Ulfia Krismawati	70	80	75

POST TEST SCORE OF EXPERIMENTAL GROUP (1st RATER)

		Listening and Interaction	Words and Phrases			
1	Andi Prasetyo	3	3	2	8	80
2	Anis Riani	3	3	2	8	80
3	Ariski Dwi Santoso	3	3	2	8	80
4	Bayu Adi Saputro	3	3	3	9	90
5	Candra Purwanto	2	3	2	7	70
6	Citra Lestari	3	2	2	7	70
7	Dani Akbar Mulyo	2	3	2	7	70
8	Deni Alfian	3	3	2	8	80
9	Dika Adri Setiawan	3	3	3	9	90
10	Endah Setyaningrum	3	3	2	8	80
11	Erwin Hidayat	2	3	2	7	70
12	Kiki Eva Arianti	3	3	2	8	80
13	Maria Dian Susanti	3	3	2	8	80
14	Prima Faqih Nugroho	2	3	2	7	70
15	Riska Imratus	3	3	2	8	80
16	Rizky Ardhana	2	3	2	7	70
17	Sony Tri Setiawan	3	3	3	9	90
18	Syntia Putri	3	3	2	8	80
19	Tri Yuli Rahayu	2	3	2	7	70
20	Yudha Setya Cahyono	2	3	2	7	70
21	Yusuf Effendi	3	3	2	8	80

		RECEPTION	PRODUCTION			
--	--	-----------	------------	--	--	--

POST TEST SCORE OF EXPERIMENTAL GROUP (2nd RATER)

		Listening and Interaction	Words and Phrases			
1	Andi Prasetyo	3	3	2	8	80
2	Anis Riani	2	3	2	7	70
3	Ariski Dwi Santoso	2	3	3	8	70
4	Bayu Adi Saputro	3	3	3	9	90
5	Candra Purwanto	2	3	2	7	70
6	Citra Lestari	2	3	3	8	80
7	Dani Akbar Mulyo	2	2	2	6	60
8	Deni Alfian	3	3	2	8	80
9	Dika Adri Setiawan	2	3	3	8	80
10	Endah Setyaningrum	2	3	2	7	70
11	Erwin Hidayat	2	3	2	7	70
12	Kiki Eva Arianti	3	3	2	7	70
13	Maria Dian Susanti	3	3	2	8	80
14	Prima Faqih Nugroho	2	3	3	8	80
15	Riska Imratus	2	3	2	7	70
16	Rizky Ardhana	2	3	2	7	70
17	Sony Tri Setiawan	3	3	3	9	90
18	Syntia Putri	2	3	2	7	70
19	Tri Yuli Rahayu	2	3	3	8	80
20	Yudha Setya Cahyono	2	3	2	7	70
21	Yusuf Effendi	3	3	2	8	80

POST TEST SCORE OF CONTROL GROUP (1st RATER)

NO	NAME	RECEPTION	PRODUCTION	Pronunciation	TOTAL SCORE	TOTAL SCORE X 10
		Listening and Interaction	Words and Phrases			
1	Arik Arissa	2	3	2	7	70
2	Catur Sri Windarti	2	3	2	7	70
3	Deny Hidayat	2	3	2	7	70
4	Devi Adriana	2	3	2	7	70
5	Erwin Agus Susanto	3	2	2	7	70
6	Fidia Novitasari	2	3	2	7	70
7	Guntur Cahya Fatoni	2	3	3	8	80
8	Heni Irmawaningsih	2	3	3	8	80
9	Ika Puspitasari	2	3	2	7	70
10	Imam Sajidin	2	3	2	7	70
11	Juwita Fidini Susanti	2	3	2	7	70
12	Kukuh Febrianto	2	3	2	7	70
13	Nova Setia Wahyu	2	3	2	7	70
14	Nur Fudiantoro	2	2	2	6	60
15	Odi Kurniawan	2	3	2	7	70
16	Puspita Hermawati	2	3	2	7	70
17	Riski Noviana Andriani	2	3	3	8	80
18	Royan Aulia	2	3	2	7	70
19	Setia Wahyu	2	3	3	8	80
20	Ulfia Krismawati	2	3	2	7	70

POST TEST SCORE OF CONTROL GROUP (2nd RATER)

		RECEPTION	PRODUCTION			
--	--	------------------	-------------------	--	--	--

NO	NAME	Listening and Interaction	Words and Phrases	Pronunciation	TOTAL SCORE	TOTAL SCORE X 10
1	Arik Arissa	2	2	3	7	70
2	Catur Sri Windarti	2	3	2	7	70
3	Deny Hidayat	2	3	3	8	80
4	Devi Adriana	2	3	2	7	70
5	Erwin Agus Susanto	2	2	2	6	60
6	Fidia Novitasari	2	3	2	7	70
7	Guntur Cahya Fatoni	2	3	2	7	70
8	Heni Irmawaningsih	2	3	2	7	70
9	Ika Puspitasari	2	2	2	6	60
10	Imam Sajidin	2	3	2	7	70
11	Juwita Fidini Susanti	3	3	2	8	80
12	Kukuh Febrianto	2	2	2	6	60
13	Nova Setia Wahyu	2	3	3	8	80
14	Nur Fidiatoro	2	2	2	6	60
15	Odi Kurniawan	2	3	2	7	70
16	Puspita Hermawati	2	3	2	7	70
17	Riski Noviana Andriani	2	3	2	7	70
18	Royan Aulia	2	3	2	7	70
19	Setia Wahyu	2	3	3	8	80
20	Ulfia Krismawati	2	3	3	8	80

QUESTIONS FOR PRE TEST AND POST TEST

QUESTIONS FOR EXPERIMENTAL GROUP

1.
 - Have you ever played computer games?
 - Do you like it?
 - Can you tell me how to play the computer?

2.
 - What time do you usually wake up every morning?
 - What do you do before you go to school everyday?

3.
 - Have you ever planted a flower?
 - What kinds of flowers do you like?
 - Can you tell me the way to plant a flower?

QUESTIONS FOR CONTROL GROUP

1.
 - Have you ever played computer games?
 - Do you like it?
 - Can you tell me how to play the computer?

2.
 - What time do you usually wake up every morning?
 - What do you do before you go to school everyday?

3.
 - Have you ever planted a flower?
 - What kinds of flowers do you like?
 - Can you tell me the way to plant a flower?