

Lampiran A. Data Mentah Skala Intensitas Komunikasi yang Efektif antara Siswa dengan Orangtua

NOMOR SOAL																							
1	2	3	4	5	6	7	8	9	10	11	12	13	14	15	16	17	18	19	20	21	22	23	24
F	F	UF	F	UF	F	UF	UF	F	UF	F	UF	F	UF	F	UF	F	UF	F	UF	UF	F	UF	F
1	2	3	3	3	2	3	3	2	4	1	3	2	3	2	4	2	3	2	3	4	1	3	2
3	1	3	4	3	4	3	4	1	2	1	4	2	4	2	2	4	4	4	2	4	4	2	1
4	3	4	4	1	3	3	2	4	4	3	1	3	1	1	3	3	1	3	1	4	4	2	4
4	2	2	1	2	2	3	4	3	3	4	2	3	3	3	1	3	1	3	3	2	4	3	4
1	2	3	1	1	2	4	3	2	3	2	4	2	3	4	3	2	3	3	3	4	2	3	2
4	2	4	4	3	2	1	2	2	4	4	2	1	1	4	2	4	4	3	4	1	2	3	2
4	2	4	3	3	3	3	4	2	4	3	4	4	2	4	3	2	4	4	2	4	2	3	2
1	1	1	2	3	4	1	3	2	3	2	3	2	3	4	3	4	3	2	4	4	2	3	2
1	2	1	2	1	2	4	3	2	3	1	4	2	3	2	4	2	4	1	3	4	2	3	4
1	2	2	2	3	2	3	3	2	3	3	4	2	3	4	3	4	2	2	3	3	2	2	2
4	2	4	4	1	3	3	2	2	2	2	4	1	1	4	3	2	1	4	4	2	4	1	3
4	2	2	2	3	3	4	4	4	4	1	3	4	3	3	2	3	4	4	2	4	3	1	3
1	4	3	4	4	3	2	4	4	3	3	1	3	3	2	4	4	2	2	1	4	3	3	4

3	4	3	4	4	4	1	2	1	4	4	3	2	1	3	3	4	3	4	2	4	4	1	2
4	3	3	4	4	4	1	1	3	4	3	3	3	1	3	2	2	1	2	4	3	4	3	1
4	2	4	3	4	4	1	1	1	3	3	2	1	1	2	3	3	2	1	1	3	4	2	4
3	2	3	4	4	3	3	2	3	1	4	3	4	3	1	2	2	2	1	2	1	3	1	1
3	4	3	4	2	4	3	1	2	4	4	2	1	2	4	1	3	1	1	2	3	4	1	3
4	2	2	1	1	4	4	1	2	2	4	4	3	1	2	1	2	4	3	2	3	4	2	1
4	3	3	1	4	4	3	4	3	4	4	3	2	3	4	2	4	4	4	4	3	4	4	4
4	1	3	4	3	4	1	4	2	1	1	3	2	3	4	3	4	3	4	4	4	3	3	3
4	2	2	3	3	4	4	1	2	3	3	4	2	2	4	2	2	1	3	1	3	2	2	2
3	4	4	1	4	1	4	4	4	4	4	4	4	3	3	2	4	4	3	4	4	3	4	4
4	2	3	3	3	3	4	3	2	3	3	4	2	2	2	2	3	4	2	1	3	2	2	2
1	4	4	2	1	2	1	4	4	2	2	2	2	2	2	1	2	2	1	3	2	3	2	3
4	3	2	4	4	3	2	4	3	4	2	4	4	2	4	4	4	1	3	1	2	4	2	1
1	1	3	2	4	2	4	4	2	4	2	4	4	3	1	3	4	4	4	4	4	2	4	2
4	2	3	1	4	2	3	3	3	4	4	1	4	3	3	3	4	4	3	3	4	2	4	2
4	2	2	3	1	4	4	3	2	2	4	3	4	4	4	4	2	1	2	4	4	4	4	1
4	3	2	2	2	4	2	1	4	4	4	4	3	1	3	3	4	2	2	2	3	3	2	3
3	1	3	4	2	4	2	4	3	3	4	4	3	1	3	1	2	1	3	3	4	4	3	3

70

2	4	4	3	1	4	3	2	3	1	1	3	2	1	4	4	3	3	2	2	4	3	2	4
2	1	3	1	2	1	2	1	1	1	1	1	1	4	1	4	1	1	2	4	1	1	1	4
3	2	2	4	3	1	1	3	3	4	3	3	4	4	3	1	1	3	4	2	4	4	3	3
3	4	4	3	1	2	3	3	3	4	4	2	3	1	4	2	4	1	2	3	4	3	3	4
4	2	3	4	1	3	1	3	4	3	3	2	2	2	4	2	4	2	1	4	3	3	3	4
1	4	3	3	4	4	3	2	1	2	4	1	3	4	4	3	4	1	1	3	4	4	3	1
4	3	1	2	4	3	4	1	3	4	4	2	1	3	4	2	4	3	1	3	4	4	1	4
1	4	4	2	1	2	1	4	4	2	2	2	2	2	1	2	2	1	3	2	3	2	3	
3	3	3	1	1	3	4	2	4	3	3	4	4	2	3	1	3	4	2	2	2	2	2	3
4	3	1	4	3	4	4	3	4	4	3	2	3	1	3	3	4	4	4	1	3	2	2	4
4	1	2	4	4	3	1	2	3	2	2	4	3	1	3	2	3	2	2	2	1	3	2	3
4	3	3	4	4	4	3	2	4	1	4	3	1	2	4	2	4	2	4	3	1	4	1	4
3	4	2	3	4	3	3	1	3	4	3	1	3	1	3	4	3	2	1	1	4	4	2	1
2	1	3	1	2	1	2	1	2	3	3	2	1	4	1	4	1	1	2	4	1	1	1	4
4	3	1	3	4	3	4	2	3	4	4	2	4	1	4	2	4	4	4	4	4	4	2	4
3	3	4	4	2	3	3	2	2	1	1	2	1	2	3	2	1	1	4	2	3	3	4	3
4	1	2	4	4	3	1	1	3	2	4	4	3	1	4	2	4	2	4	2	2	4	2	4
4	1	2	3	4	4	2	2	3	2	3	4	3	1	3	2	3	4	4	2	4	4	2	3

3	4	3	3	1	4	2	3	4	4	3	1	2	2	4		4	4	4	1	3	4	2	1
4	1	1	4	2	3	1	1	4	4	4	1	4	1	4	1	4	1	4	2	1	4	1	4
2	3	3	2	3	1	1	2	4	4	3	2	1	4	1	4	1	1	2	4	1	1	1	4
4	4	2	4	1	4	1	1	4	2	4	1	4	1	4	2	4	2	4	1	1	4	2	4
2	4	2	2	3	4	2	1	1	3	4	1	2	2	4	4	3	2	1	1	3	4	3	1
4	2	2	3	4	1	1	4	2	4	4	3	4	4	1	4	4	4	2	2	4	2	4	1
4	1	2	3	4	3	2	3	3	4	3	2	4	3	3	2	4	3	4	2	3	4	2	4

**Lampiran B. Data Valid Skala Intentitas Komunikasi yang Efektif
antara Siswa dengan Orangtua**

1	5	8	9	10	11	13	15	17	18	19	21	22	23	RS
F	U F	U F	F	U F	F	F	F	F	U F	F	U F	F	U F	
1	3	3	2	4	1	2	2	2	3	2	4	1	3	33
3	3	4	1	2	1	2	2	4	4	4	4	4	2	40
4	1	2	4	4	3	3	1	3	1	3	4	4	2	39
4	2	4	3	3	4	3	3	3	1	3	2	4	3	42
1	1	3	2	3	2	2	4	2	3	3	4	2	3	35
4	3	2	2	4	4	1	4	4	4	3	1	2	3	41
4	3	4	2	4	3	4	4	2	4	4	4	2	3	47
1	3	3	2	3	2	2	4	4	3	2	4	2	3	38
1	1	3	2	3	1	2	2	2	4	1	4	2	3	31
1	3	3	2	3	3	2	4	4	2	2	3	2	2	36
4	1	2	2	2	2	1	4	2	1	4	2	4	1	32
4	3	4	4	4	1	4	3	3	4	4	4	3	1	46
1	4	4	4	3	3	3	2	4	2	2	4	3	3	42
3	4	2	1	4	4	2	3	4	3	4	4	4	1	43
4	4	1	3	4	3	3	3	2	1	2	3	4	3	40
4	4	1	1	3	3	1	2	3	2	1	3	4	2	34
3	4	2	3	1	4	4	1	2	2	1	1	3	1	32
3	2	1	2	4	4	1	4	3	1	1	3	4	1	34
4	1	1	2	2	4	3	2	2	4	3	3	4	2	37
4	4	4	3	4	4	2	4	4	4	4	4	4	4	53
4	3	4	2	1	1	2	4	4	3	4	4	3	3	42
4	3	1	2	3	3	2	4	2	1	3	3	2	2	35
3	4	4	4	4	4	4	3	4	4	3	4	3	4	52
4	3	3	2	3	3	2	2	3	4	2	3	2	2	38
1	1	4	4	2	2	2	2	2	2	1	2	3	2	30

4	4	4	3	4	2	4	4	4	1	3	2	4	2	45
1	4	4	2	4	2	4	1	4	4	4	4	2	4	44
4	4	3	3	4	4	4	3	4	4	3	4	2	4	50
4	1	3	2	2	4	4	4	2	1	2	4	4	4	41
4	2	1	4	4	4	3	3	4	2	2	3	3	2	41
3	2	4	3	3	4	3	3	2	1	3	4	4	3	42
2	1	2	3	1	1	2	4	3	3	2	4	3	2	33
2	3	1	3	2	1	1	4	2	4	1	2	2	1	29
3	3	3	3	4	3	4	3	1	3	4	4	4	3	45
3	1	3	3	4	4	3	4	4	1	2	4	3	3	42
4	1	3	4	3	3	2	4	4	2	1	3	3	3	40
1	4	2	1	2	4	3	4	4	1	1	4	4	3	38
4	4	1	3	4	4	1	4	4	3	1	4	4	1	42
1	1	4	4	2	2	2	2	2	2	1	2	3	2	30
3	1	2	4	3	3	4	3	3	4	2	2	2	2	38
4	3	3	4	4	3	3	3	4	4	4	3	2	2	46
4	4	2	3	2	2	3	3	3	2	2	1	3	2	36
4	4	2	4	1	4	1	4	4	2	4	1	4	1	40
3	4	1	3	4	3	3	3	3	2	1	4	4	2	40
1	2	2	1	1	1	3	1	1	2	2	3	2	1	23
4	4	2	3	4	4	4	4	4	4	4	4	4	2	51
3	2	2	2	1	1	1	3	1	1	4	3	3	4	31
4	4	1	3	2	4	3	4	4	2	4	2	4	2	43
4	4	2	3	2	3	3	3	3	4	4	4	4	2	45
3	1	3	4	4	3	2	4	4	4	4	3	4	2	45
4	2	1	4	4	4	4	4	4	1	4	1	4	1	42
4	2	1	1	2	2	3	1	1	2	2	1	2	2	26
4	1	1	4	2	4	4	4	4	2	4	1	4	2	41
2	3	1	1	3	4	2	4	3	2	1	3	4	3	36

4	4	4	2	4	4	4	1	4	4	2	4	2	4	47
4	4	3	3	4	3	4	3	4	3	4	3	4	2	48

Lampiran C. Nilai Rapor Siswa

NILAI RAPOR
898
779
941
938
909
996
904
932
969
918
978
806
873
827
816
936
971
973
827
941
900
835
814
827
736
847
876
874
722
785
769

624
706
759
813
861
879
850
700
830
920
825
870
865
905
835
805
775
840
735
845
800
705
614
880
825

Lampiran D. Output Uji Validitas dan Reliabilitas Intensitas Komunikasi yang Efektif antara Siswa dengan Orangtua

Reliability putaran ke 1 Case Processing Summary

		N	%
Cases	Valid	56	100.0
	Excluded(a)	0	.0
	Total	56	100.0

a. Listwise deletion based on all variables in the procedure.

Reliability Statistics

Cronbach's Alpha	N of Items
.602	24

Item-Total Statistics

	Scale Mean if Item Deleted	Scale Variance if Item Deleted	Corrected Item-Total Correlation	Cronbach's Alpha if Item Deleted
VAR00001	62.09	60.810	.277	.580
VAR00002	62.73	64.309	.094	.603
VAR00003	62.48	69.491	-.208	.631
VAR00004	62.32	64.186	.095	.604
VAR00005	62.46	60.981	.251	.584
VAR00006	62.20	62.961	.199	.591
VAR00007	62.66	63.865	.112	.602
VAR00008	62.68	59.604	.353	.570
VAR00009	62.50	61.745	.275	.582
VAR00010	62.21	58.317	.453	.558
VAR00011	62.27	60.018	.338	.573
VAR00012	62.50	63.200	.144	.598
VAR00013	62.55	59.270	.407	.565
VAR00014	62.93	70.613	-.255	.642
VAR00015	62.14	60.379	.346	.573
VAR00016	62.63	70.457	-.255	.639
VAR00017	62.11	57.261	.564	.547

VAR00018	62.68	59.313	.344	.571
VAR00019	62.50	59.745	.343	.572
VAR00020	62.64	69.834	-.214	.637
VAR00021	62.14	57.725	.480	.554
VAR00022	62.07	61.377	.307	.579
VAR00023	62.82	61.168	.347	.575
VAR00024	62.38	69.184	-.175	.637

Scale Statistics

Mean	Variance	Std. Deviation	N of Items
65.16	67.156	8.195	24

**Lampiran E. Output Uji Validitas dan Reliabilitas Intensitas
Komunikasi yang Efektif antara Siswa dengan Orangtua**

Reliability putaran ke 2

Case Processing Summary

		N	%
Cases	Valid	56	100.0
	Excluded(a)	0	.0
	Total	56	100.0

Reliability Statistics

Cronbach's Alpha	N of Items
.770	14

Item-Total Statistics

	Scale Mean if Item Deleted	Scale Variance if Item Deleted	Corrected Item-Total Correlation	Cronbach's Alpha if Item Deleted
VAR00001	35.95	51.943	.349	.760
VAR00005	36.32	52.658	.286	.767
VAR00008	36.54	53.053	.285	.766
VAR00009	36.36	53.325	.321	.762
VAR00010	36.07	49.340	.552	.740
VAR00011	36.13	50.911	.433	.752
VAR00013	36.41	50.101	.517	.744
VAR00015	36.00	53.236	.310	.763
VAR00017	35.96	49.417	.593	.738
VAR00018	36.54	51.344	.365	.759
VAR00019	36.36	51.870	.358	.759
VAR00021	36.00	51.782	.377	.757
VAR00022	35.93	53.231	.336	.761
VAR00023	36.68	53.931	.311	.763

Scale Statistics

Mean	Variance	Std. Deviation	N of Items
39.02	59.109	7.688	14

Lampiran F. Uji Normalitas Intensitas Komunikasi yang Efektif antara Siswa dengan Orangtua dan Prestasi Belajar

Explore

Case Processing Summary

	Cases					
	Valid		Missing		Total	
	N	Percent	N	Percent	N	Percent
Intensitas komunikasi	56	98.2%	1	1.8%	57	100.0%
Prestasi belajar	56	98.2%	1	1.8%	57	100.0%

Tests of Normality

	Kolmogorov-Smirnov(a)			Shapiro-Wilk		
	Statistic	df	Sig.	Statistic	df	Sig.
Intensitas komunikasi	.122	56	.036	.924	56	.002
Prestasi belajar	.080	56	.200(*))	.972	56	.221

* This is a lower bound of the true significance.

a Lilliefors Significance Correction

Lampiran G. Uji Linearitas

Case Processing Summary

	Cases					
	Included		Excluded		Total	
	N	Percent t	N	Percent t	N	Percent t
Prestasi belajar * intensitas komunikasi	56	98.2%	1	1.8%	57	100.0%

ANOVA Table

			Sum of Squares	df	Mean Square	F	Sig.
Prestasi belajar * intensitas komunikasi	Between Groups	(Combined)	175410.242	23	7626.532	1.075	.418
		Linearity	3002.836	1	3002.836	.423	.520
		Deviation from Linearity	172407.406	22	7836.700	1.105	.391
	Within Groups		227033.598	32	7094.800		
	Total		402443.839	55			

Lampiran H. Uji Korelasi

Nonparametric Correlations

Correlations

			Intensitas komunikasi	Prestasi belajar
Kendall's tau_b	Intensitas komunikasi	Correlation Coefficient	1.000	-.012
		Sig. (2-tailed)	.	.898
		N	56	56
	Prestasi belajar	Correlation Coefficient	-.012	1.000
		Sig. (2-tailed)	.898	.
		N	56	56

Lampiran I. Crosstabs






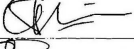













Case Processing Summary






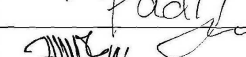

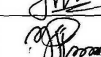



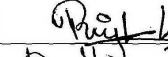

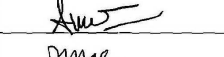







	Cases					
	Valid		Missing		Total	
	N	Percent	N	Percent	N	Percent
intensitaskomunikasi * prestasibelajar	56	100.0%	0	.0%	56	100.0%











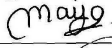




intensitaskomunikasi * prestasibelajar Crosstabulation

			prestasibelajar					Total
			sangat tinggi	tinggi	sedang	rendah	sangat rendah	
intensitaskomunikasi	sangat tinggi	Count	1	1	3	0	0	5
		% of Total	1.8%	1.8%	5.4%	.0%	.0%	8.9%
	tinggi	Count	3	11	9	4	0	27
		% of Total	5.4%	19.6%	16.1%	7.1%	.0%	48.2%
	sedang	Count	7	4	6	0	2	19
		% of Total	12.5%	7.1%	10.7%	.0%	3.6%	33.9%
	rendah	Count	0	0	0	2	0	2
		% of Total	.0%	.0%	.0%	3.6%	.0%	3.6%
	sangat rendah	Count	0	1	1	1	0	3
		% of Total	.0%	1.8%	1.8%	1.8%	.0%	5.4%
Total		Count	11	17	19	7	2	56
		% of Total	19.6%	30.4%	33.9%	12.5%	3.6%	100.0%

Daftar Absen Siswa

Nama Siswa	Tanda Tangan
DEKA MULIAWAN SEPTA	
AGUM SATRIO	
ADINA	
IRA ANIS SILVIA	
VIVIAN WILDHA AFISHA	
A.A. ELDO	
YETI FITRIA REZA HIDAYAT	
DYAH AYU PRAVITASARI	
INDAH SUPRIYANTI	
ELIYA	
ESSA KARUNIA PUTRI	
FIRLY	
APRILLYA SISKAWATI	
RISKA ELISA RAHMI	
AMAR	
RAGIL T	
ANIK MARIA	
FAJAR BUDI PRATAMA	
DEDE	

TERRY	
NASTA	
FUAD	
INDAH	
ODY	
FADIL	
MITA	
DORIS	
AJENG	
JAMAL	
RIO	
YASMIN	
RIYAN	
REVI PERMANDANI	
DESI	
DIMAS	
GITA	
EFENDI	
DWI UTAMI SUWITO	
KAREL	
DEDI	

ACHMAD MARZUQI ARIEF NAFI	
RIA RESTI	
SUCI MEI. R	
DISNA WAHYU CAESSANIO	
A. RIDLO	
HANS PIETER	
HARI BUDI	
DINA SURYANI	
IKA DESI RAHAYUNINGTIAS	
KHANIF ASHAR	
MAYA SETYO WARDHANI	
ADEWINA ARINTYO	
DJ-HILMAN	
AINUR ROFIQ	
JEFRI KIKI WILDAN	
MARIA PRISILIA. S	