



1
2
3
4
5
6
7
8
9
10
11
12
13
14
15
16
17
18
19
20
21
22
23
24
25
26
27
28
29
30
31
32
33
34
35
36
37
38
39
40
41
42
43
44
45
46
47
48
49
50
51
52
53
54
55
56
57
58
59
60
61
62
63
64
65
66
67
68
69
70
71
72
73
74
75
76
77
78
79
80
81
82
83
84
85
86
87
88
89
90
91
92
93
94
95
96
97
98
99
100







B. The Analysis of the Pupils' Scores based on the Summative Test

Table 1.1 **CALCULATION FOR t-TEST**

No	EXPERIMENT		CONTROL	
	(XA)	X ² A	(XB)	X ² B
1	92	8464	95	9025
2	89	7921	96	9216
3	93	8649	90	8100
4	94	8836	97	9409
5	94	8836	96	9216
6	90	8100	99	9801
7	97	9409	90	8100
8	91	8281	90	8100
9	95	9025	93	8649
10	93	8649	94	8836
11	100	10000	96	9216
12	92	8464	93	8649
13	87	7569	93	8649
14	95	9025	96	9216
15	96	9216	97	9409
16	93	8649	91	8281
17	94	8836	96	9216
18	94	8836	92	8464
19	92	8464	96	9216
20	94	8836	98	9604
21	95	9025	99	9801
22	91	8281	94	8836
23	94	8836	87	7569
24	95	9025	90	8100
25	98	9604	86	7396
26	91	8281	93	8649
27	91	8281	94	8836
28	97	9409	92	8464
29	95	9025	90	8100
30	94	8836	91	8281
31	93	8649	98	9604
32			91	8281
33			96	9216
Total	2899	271317	3089	289505
n	31	---	33	---
Mean	93.51612903	---	93.6060606	---
SD	2.669219208	---	3.33484814	---

APPLICATION LETTER

Ayu Tika Ramadhani
Pandugo IIC/09
Surabaya

December 2nd, 2005

The Directress
FUN AND CREATIVE
Jl. Manyar Tirtomoyo 7
Surabaya

Dear Ms. Andriani:

I heard from a friend of mine that your institution needs a worker as English Teachers. Relating to the announcement, I would like to be considered as a candidate for the position of English Teacher.

I am 21 years old. I have a good command in English both oral and written. I also love children and like to teach them. Besides that, I am easy to get along with others. For my details, you can see my resume enclosed. I truly believe that my sincere love of teaching make an ideal ability for the position you needed.

I enclose my current resume, academic record, certificates and recent photograph.

I would genuinely welcome the opportunity to review my qualifications with you in your office at a time, which would be convenient for you.

Sincerely yours,

Ayu Tika Ramadhani

APPLICATION LETTER

Ayu Tika Ramadhani
Pandugo IIC/09
Surabaya

November 9th, 2005

The Principal
FUN AND CREATIVE
Jl. Manyar Tirto Mulyo
Surabaya

Dear Mrs/Ms. Andriani :

I heard from a friend of mine that your institution needs a worker as English Teachers. Relating to the announcement, I would like to be considered as a candidate for the position of English Teacher.

I am 21 years old. I have a good command in English both oral and written. I also love children and like to teach them. Besides that, I am easy to get along with others. For my details, you can see my resume enclosed. I truly believe that my sincere love of teaching make an ideal ability for the position you advertised.

I enclose my current resume, academic record, certificates and recent photograph.

I would genuinely welcome the opportunity to review my qualifications with you in your office at a time which would be convenient for you.

Sincerely yours,

Ayu Tika Ramadhani

Curriculum Vitae

Data Pribadi:

Nama:

Tempat/Tanggal lahir

Jenis kelamin

Kewarganegaraan

Agama

Status

Alamat

Telpon/Handphone

Pendidikan Formal.

Sd lulus tahun 1989, SDN Sawahan X Surabaya

SMPN

(klo bhs inggris, dr penddikan terakhir s/d SD)

e.g 2002-2006

Master of Education majoring English in Widya Mandala
University

Pengalaman kerja.

Dari tahun 2000-2005 saya bekerja di perusahaan distributor PT. di Surabaya
sebagai

Demikian curriculu vitae ini saya buat dengan sesungguhnya serta menurut keadaan
yang sebenarnya.

Surabaya, 30 Juli 2005

Hormat saya,

Curriculum Vitae
Ayu Tika Ramadhani

Personal Details

Date of Birth	: June 27 th , 1984
Marital Status	: Single
Address	: Pandugo II c/09
Phone	: (031) 70214834
Education	
2002 - present	Teacher Training and Education, English Department, Widya Mandala Catholic University of Surabaya
1995 - 1997	Prisma Professional

Activities

May 2005 - September 2005	Private English Tutor for Adults
January 2006 – Present	Private English Tutor for Children

Perihal: Lamaran pekerjaan

15 Maret 2005

Kepada Yth.
Recruitment & Assessment Department
Di
PO BOX 6681/JKPWK
Jakarta

Dengan hormat,

Sehubungan dengan iklan pada harian Jawa Pos 14 Maret 2005, maka yang bertanda tangan di bawah ini:

Nama: Ayu Tika Ramadhani
Alamat: Jl. Pandugo 11c/o9
Pendidikan terakhir:

Bermaksud untuk melamar pekerjaan sebagai Saya telah bekerja 4 tahun di sebuah perusahaan di Surabaya sebagai Saya juga telah mengikuti pelatihan yang diselenggarakan serta mampu mengoperasikan komputer.

Sebagai bahan pertimbangan, bersama ini saya lampirkan daftar riwayat hidup, foto copy ikasah terakhir, berbagai sertifikat.

Atas perhatian Bapak/Ibu, saya ucapkan terima kasih.

Hormat saya,

RESUME

Name : Ayu Tika Ramadhani

Address : Pandugo IIC/09

Surabaya

Phone : (031) 8711171

Position applied for: English Teacher

Educations

2002-... : S.pd in English Education, Widya Mandala Catholic
University of Surabaya
1995-1997 : English Course at Prisma Profesional, Surabaya

Experience

-

Activity

Pandugo II C/09
Surabaya 60297
October 15th 2005

Human Resources Manager
“Choco Palace” 3rd floor
Jl. Bratang Gede 124
Surabaya

Dear Sir,

I wish to apply for the position as a receptionist that you advertised on Jawa Pos, October 15th 2005.

I am 21 years old. I have a good command in English both oral and written. I am responsible, patient, outspoken, and outgoing. Besides that, I am easy to get along with others. For my details, you can see my resume enclosed.

I enclose my current resume, academic record, certificates and recent photograph.

I would genuinely welcome the opportunity to review my qualifications with you in your office at a time that would be convenient for you.

I feel confident that you will not be disappointed if you decide to employ me.

Yours faithfully,

Ayu Tika Ramadhani

I have 1 years experience as an Asst. Manager. Many people say that my English is good. I spent 3 years on finishing my advanced diploma in London and I have been operating a computer since I was in elementary school. I have always been told that I have a pleasant personality.

If you wish to know more about me, you may contact Mr. Sammy (address and phone number are enclosed) who has given me permission to use his name as my personal reference: With this letter I also enclose all the requirements you asked and I would be available for an interview at any time. I feel confident that you will not be disappointed if you decide to employ me.

Yours faithfully,

Ayu Tika Ramadhani

FUN & CREATIVE

LESSON PLAN (January-February)

Monday: 15.00-16.00 – Ms. Tika

Session	Month / Date	Lesson / Activities
IV, V	Jan / 9	Lesson 2a: COMPASSION Introduce the concept of Compassion Story telling: “Are We the Same?” Art: Bulletin Board Lesson 2b: Conversation Art: Get Well Soon Card
VI	Jan / 16	Lesson 2c: Review: Compassion Art: Compassion Board (do his homework)
VII, VIII	Feb / 01	Lesson 3a: FAIRNESS Riddle worksheet Color the riddle Do fairness activities Story telling: “Fair” Lesson 3b: Game: Guess things in a box Material book: read story Answer the questions
IX	Feb / 06	Lesson 3c: Retell her fairness activities
X	Feb / 13	Lesson 4a: INTEGRITY Art: Clothing for Integrity
XI	Feb / 20	Lesson 4b: Explain the concept of Integrity The use of “if-phrase” and “main-phrase” Match the sentences
XII	Feb / 27	Lesson 4c: Material book: Do the exercise Answer the oral questions

FUN & CREATIVE
LESSON PLAN (January-February)
Friday: 17.00-18.00 – Ms. Tika

Session	Month / Date	Lesson / Activities
I	Jan / 6	Lesson 1a: INTRODUCTION
II	Jan / 13	Lesson 1b: Introduction orally Make questions Sing "This Old Man" Spell number
III	Feb / 3	Lesson 2: TALKING ABOUT FAMILY Vocabulary Conversation Sing "I've been Working on the Railroad"
IV	Feb / 10	Lesson 3: WHERE ARE YOU? Drilling questions Vocabulary Game: Ball Toss Conversation
V	Feb / 17	Lesson 4: SHOWING POSSESSION Drilling the concept of possession Exercise I: My Favorite Toy Exercise II: My Favorite Person Review: Alphabets
VI	Feb / 24	Lesson 5: GREETINGS Drilling Vocabulary Do Exercise Sing & Act: "If You're Happy" Art: Make a birthday card

Note: Richard masih ada 2 kelas tambahan yang belum diambil.

SIMPLE PRESENT TENSE

A. Write the verb.

1. Chen and Lili _____ tea for breakfast. (drink)
2. Max _____ before seven o'clock. (wake up)
3. He _____ in a garage. (work)
4. Yumi _____ to work. (walk)
5. Many people in Vancouver _____ to work. (drive)
6. Anne _____ eggs and bread for breakfast. (eat)
7. Roberto and Carla _____ TV in the evening. (watch)
8. Tom _____ the bus to work. (take)
9. He _____ home with his friend. (go)
10. We _____ to sleep early. (go)

B. Which sentences are wrong? Correct errors in the verbs.

1. Tom doesn't write letter often.
2. Carla doesn't eats in a restaurant often.
3. Tom and Jerry don't walks to work.
4. Yumi don't go to bed early.
5. Carla doesn't cook dinner on Sundays.
6. We doesn't speak Japanese.
7. He doesn't watch TV in the living room.
8. They doesn't talk on the telephone in the mornings.
9. She don't go the movies often.
10. I doesn't work in a store.

C. Write the sentences in the negative. Use contractions:

I like airplanes. I **don't** like airplanes.

1. Tourists get up early.
2. Nadia and Ali take pictures.
3. They eat dinner at home.
4. He writes letters to his parents.
5. We stay home in the evening.

6. She buys postcards in the hotel.
7. Max walks in the city.
8. Tourists go to bed early.
9. People go to the beach at night.
10. Anne drives the tour bus.

D. Make the sentences into questions:

Max wakes up late. **Does Max wake up** late?

1. Richard knows the people in the hotel.
2. She works in the hotel.
3. The tourists meet in the lobby.
4. Anne and Yumi go shopping.
5. Devina takes pictures of the group.
6. The tour begins at two o'clock.
7. We need our keys after 11 o'clock.
8. The restaurant serves good food.
9. Yoka writes to her family.
10. Nicholas eats breakfast early.

E. Which sentences are wrong? Correct the errors.

Does Yumi plays the piano? Does Yumi play the piano?

1. Do Nadia and Ali drive to work?
2. Do Max work in a garage?
3. Does she come from Japan?
4. Does Joey knows Dawson?
5. Does Roberto and Carla speak English?
6. Do they get up early?
7. Do we need sunglasses today?
8. Do you works in the hotel?
9. Do your brother speaks English?
10. Does he comes from Korea?

F. Complete the short answers.

Do they play tennis?

No, they don't.

1. Does she work in a hospital?

Yes, she _____

2. Do you drink coffee?

No, _____ don't.

3. Do we eat lunch in a restaurant?

Yes, we _____

4. Does she take the bus to work?

No, she _____

5. Do they arrive on time?

Yes, _____ do.

6. Does she go shopping everyday?

Yes, _____

7. Do they speak English?

Yes, _____

8. Do you know my name?

No, I _____

9. Does the bus leave at 8:30?

No, it _____

10. Does your camera take good pictures?

Yes, _____ does.

ANEKA TRANSPORT

Jl. Raya Waru – Juanda, Sidoarjo, (Belakang Rumah Makan Tempoe Doeloe)

Phone: (031) 8690909 / 70578494 Fax: (031) 8690808

					Periode: 2006
TUJUAN	PEMAKAIAN	JUMBO BUS (39 – 43 SEATS)	MIKRO BUS (20 – 27 SEATS)	MINI BUS (11 SEATS)	MINI BUS (7 SEATS)
<u>DALAM KOTA</u>					
AIRPORT HOTEL	MAX. 3 JAM	Rp. 800.000	Rp. 650.000	Rp. 250.000	Rp. 225.000
JAM – JAMAN	MIN. 5 JAM	Rp. 1.000.000	Rp. 900.000	Rp. 325.000	Rp. 250.000
PER - HARI	MAX. 12 JAM	Rp. 1.600.000	Rp. 1.300.000	Rp. 500.000	Rp. 400.000
<u>LUAR KOTA</u>					
PER – HARI	12 JAM / 300 KM	Rp. 1.900.000	Rp. 1.400.000	Rp. 700.000	Rp. 500.000
OVER TIME	PER-JAM	Rp. 190.000	Rp. 140.000	Rp. 70.000	Rp. 50.000
<u>LUAR KOTA / DROP (ONE WAY)</u>					
TRETES	MAX. 4 JAM	Rp. 1.300.000	Rp. 1.050.000	Rp. 450.000	Rp. 400.000
MALANG/ SUKAPURA/ PASREPAN	MAX. 6 JAM	Rp. 1.550.000	Rp. 1.200.000	Rp. 500.000	Rp. 450.000
BANYUWANGI	MAX. 8 JAM	Rp. 2.850.000	Rp. 2.200.000	Rp. 850.000	Rp. 700.000
YOGYAKARTA	MAX. 9 JAM	Rp. 3.400.000	Rp. 2.480.000	Rp. 1.100.000	Rp. 850.000
DENPASAR	MAX. 1 HARI	Rp. 4.500.000	Rp. 3.500.000	Rp. 1.450.000	Rp. 1.200.000
JAKARTA	MAX. 2 HARI	Rp. 6.500.000	Rp. 5.000.000	Rp. 2.500.000	Rp. 2.200.000
CATATAN ... Pemakaian min. harian luar kota		<u>KETERANGAN</u>			
JAKARTA/ JAWA BARAT/ LOMBOK	= 6 HARI	1. Max. pemakaian 12 jam kerja atau sampai jam 24.00 atau jarak tempuh 300 km			
JAWA TENGAH/ YOGYAKARTA	= 3 HARI	2. Kelebihan waktu dikenakan biaya “Over-Time” sesuai extra jam yg dipergunakan			
BALI	= 4 HARI	3. Tarif diatas TIDAK termasuk: Parkir, Ferry, Tol, Porter, Retribusi, dan Penginapan Sopir			
		4. Tarif diatas dapat berubah sewaktu-waktu tanpa pemberitahuan terlebih dahulu			

Note: Melayani Reservasi Untuk Tiket Pesawat Domestik dan Internasional

Voucher Hotel, Tour Domestik

Contact Person: OCHA / 60631762 / 08133 . 222 . 1190

ANEKA TRANSPORT

Jl. Raya Waru – Juanda, Sidoarjo, (Belakang Rumah Makan Tempoe Doeloe)

Phone: (031) 8690909 / 70578494 Fax: (031) 8690808

						Periode: 2006
TUJUAN	KM	KIJANG/ PNTHER L 300	KIJANG INNOVA	PREGIO/ ARYA ELF	MIKRO 20 – 27 SEATS	JUMBO 39 – 43 SEATS
BANGKALAN/ PORONG	25/ 27	400. 000	450. 000	550. 000		
GRESIK/ LAMONGAN	45/ 45					
PACET/ PANDAAN	45/ 46					
BANGIL/ TRETES	50/ 55	DROP	DROP	DROP	DROP	DROP
MOJOKERTO	55	400. 000	400. 000	500. 000	1. 050. 000	1. 300. 000
12 JAM 55 – 110 KM						
PASURUAN/ LAWANG	67/ 71	450. 000	475. 000	575. 000		
BABAT/ SAMPANG	75/ 86					
MALANG/ KERTOSONO	90/ 99					
PROBOLINGG/ KEPANJEN	100/ 110	DROP	DROP	DROP	DROP	DROP
TUBAN	105	425. 000	450. 000	550. 000	1. 200. 000	1. 550. 000
12 JAM 110/ 160 KM						
BOJONEGORO/ LECES	110/ 110	500. 000	550. 000	650. 000		
PAMEKASAN/ KEDIRI	115/ 128					
DAMPIT/ CEPU	135/ 138					
PAITON/ G. BROMO	138/ 140					
G. KAWI/ KARANG K.	140/ 140	DROP	DROP	DROP	DROP	DROP
LUMAJANG/ NGANJUK	154/ 154	475. 000	525. 000	625. 000	1. 200. 000	1. 550. 000
TULUNGAGUNG	155					
12 JAM 160/ 220 KM						
BESUKI/ BLITAR	166/ 170	550. 000	600. 000	700. 000		
MADIUN/ BLORA	170/ 172					
SUMENEP/ MAGETAN	179/ 181					
NGAWI/ TRENGGALEK	183/ 188					
KALIANGET/ BNDWOSO	196/ 196	DROP	DROP	DROP	DROP	DROP
REMBANG/ PANARUKAN	199/ 200	525. 000	600. 000	700. 000	1. 400. 000	1. 900. 000
PONOROGO/ JEMBER	200/ 205					
200/ 300 KM						
PURWODADI/ PATI	232/ 235	700. 000	750. 000	850. 000		
SRAGEN/ KUDUS	240/ 255					
SITUBONDO/ SOLO	255/ 265					
PACITAN/ DEMAK	282/ 284	DROP	DROP	DROP	DROP	DROP
BANYUWANGI	297	700. 000	750. 000	850. 000	2. 200. 000	2. 850. 000
300/ 400 KM						
SEMARNG/ AMBARAWA	320/ 345	675. 000	725. 000	800. 000		
YOGYA/ TEMANGGUNG	349/ 370	DROP	DROP	DROP		
MAGELANG	381	675. 000	725. 000	1. 100. 000	2. 500. 000	3. 400. 000
400/ 500 KM						
PURWREJO/ PEKALONGN	415/ 422	850. 000	925. 000	1. 100. 000		
WONOSOBO/ DENPASAR	425/ 427	DROP	DROP	DROP	DROP	DROP
KEBUMEN/ TEGAL	450/ 468					
BANYUMAS	505					
		850. 000	925. 000	1. 200. 000	3. 500. 000	4. 500. 000
PEMAKAIAN DALAM KOTA						
5 JAM		250. 000	275. 000	325. 000	900. 000	1. 000. 000
12 JAM		350. 000	400. 000	500. 000	1. 300. 000	1. 600. 000
OVER TIME		35. 000	40. 000	50. 000	130. 000	160. 000
TRF IN/ OUT		200. 000	225. 000	250. 000	650. 000	800. 000
LUAR KOTA						
PER HARI	12 JAM/ 300 KM	500. 000	550. 000	700. 000	1. 400. 000	1. 900. 000

DAFTAR HARGA

NO	JENIS	TAHUN	WARNA	TARIF 5 JAM	TARIF 12 JAM	OVER TIME / JAM
1	MERCEDES S 500 B 18 OX	2003	HITAM	-	Rp. 5. 000. 000	Rp. 500. 000
2	MERCY NEW EYES E 230	1999	HITAM	Rp. 850. 000	Rp. 1. 350. 000	Rp. 150. 000
3	MERCY MASTER P E 320	1996	HITAM	Rp. 450. 000	Rp. 650. 000	Rp. 60. 000
4	MERCY BOXER 300 E	1992	HITAM	Rp. 425. 000	Rp. 625. 000	Rp. 60. 000
5	VOLVO 960 GL	1996	HITAM	Rp. 425. 000	Rp. 625. 000	Rp. 60. 000
6	BALENO DX	2001	SILVER	Rp. 375. 000	Rp. 525. 000	Rp. 45. 000
7	KIJANG INNOVA G	2005	HITAM	Rp. 275. 000	Rp. 375. 000	Rp. 40. 000
8	KIJANG LSX, LGX / PANTHER	2002	HITAM	Rp. 250. 000	Rp. 350. 000	Rp. 35. 000
9	LAND CRUISER CYGNUS LIEJ	2004	HITAM	-	Rp. 1. 750. 000	Rp. 175. 000
10	TOYOTA ALPHARD G	2004	HITAM	-	Rp. 2. 000. 000	Rp. 200. 000
11	TOYOTA ALTIS	2002	HITAM	Rp. 400. 000	Rp. 600. 000	Rp. 60. 000
12	TOYOTA CAMRY	2004	HITAM	-	Rp. 1. 400. 000	Rp. 140. 000
13	JAGUAR TYPE S	2003	SILVER	-	Rp. 2. 600. 000	Rp. 260. 000

DAFTAR KENDARAAN

No	POL	NAMA	HP	KET
1	W- 2088 UT	AGUS (FADLI)	081.331.201.578	
2	L- 2541	SUGIONO (SARANA)	081.733.2310	
3	W- 2374 FO	SAKRI (GANDUNG)	712.449.81	
4	L- 2109 HI	SATRIO (GANDUNG)	081.330.521.928	
5	L- 691 BA	ISKANDAR (SARANA)	0852.363.851.59	
6	W- 2909 FE	KARDI (ANANG)	081.331.080.311	
7	L- 2576 PM	GIANTO	7043.4404	
8	L- 1507 JI	PUDJI (SOFYAN)	081.859.6857	
9	L- 2692 HP	TIKNO (DAYAT)	081.332.421.130	
10	L- 1459 BF	IMAM (NUR)	0856.3046.923	
11	L- 2837 BC	MUKSIN (NUR)	081.330.350.330	
12	L- 2958 GF	NARYO (ANWAR)	081.330.473.014	
13	L- 2057 GF	ANTOK (NAF)	081.331.546.614	
14	L- 2218 RB	NUR (NAF)	081.353.175.677	
15	L- 2578 GN	TAJI (NAF)	081.217.612.13	
16	L- 2147 PH	RIO (NAF)	081.553.364.744	
17	L- 1978 BU	GITO (NAF)	607.726.61	
18	L- 2477 EB	NUR (NAF)	0856.306.1048	
19	L- 2053 PB	PADI (NAF)		
20	L- 1597 JE	TAMBIR (NAF)	081.331.086.580	
21	L- 2388 HI	OJIK (NAF)	081.522.509.09	
22	L- 2068 GR	ANTOK (NAF)	081.550.581.47	
23	L- 2509 AD	RUSTAM (NAF)	081.330.322.362	
24	L- 2713 PE	SUGIANTO (NAF)	700.842.30	
25	L- 2195 PF	TASMİN (NAF)	081.330.069.550	
26	L- 2840 PM	SAYIT (NAF)	081.931.077.234	
27	L- 2216 PJ	BANI (NAF)	703.550.44	
28	S- 1789 N	DIDIK (NAF)	081.553.684.400	
29	L- 2257 HT	LIMIN (NAF)	081.615.416.997	
30	W- 2907 KI	NGADENI (NAF)	706.345.27	
31	L- 1818 AG	HARIS (NAF)		
32	L- 2565 HM	BAYU (NAF)		
33	L- 2801 LI	HADI (NAF)	081.330.799.521	
34	L- 2032 PG	BADI (NAF)	081.330.324.378	
35	L- 2190 HL	WIWIN (GOSEPA)	081.331.447.744	
36		(GOSEPA)		
37	B- 8529 BH	HERU (ABU)	081.703.394.456	
38	W- 1263 ND	INDRA (AULIA)	081.793.690.09	

No: 021056

Hal: Perpanjangan Ijin Pariwisata,
Penggantian/ Penambahan Armada

Kepada Dinas LLAJ
Propinsi Jawa Timur

Dengan Hormat,

Yang bertanda tangan di bawah ini:

Nama : Gunawan N.

Jabatan : Direktur

Alamat : Sutorejo Utara Baru No. 5 SBY

Dengan ini kami mengajukan permohonan perpanjangan ijin pariwisata sesuai surat keputusan Direktur Jenderal Perhubungan Darat

Nomor: Aj. 202/1885/LLAJ/355016

Ijin Keputusan: Aj. 202/4802/LLA/35516 Tanggal 29/11/1994

Pada P.T Aneka Kartika Tgl. 21/07/1999 s/d 11/10/2003

No. Urut	Tanda No. Kendaraan	No. Uji Kendaraan	Merk/ type	Tahun	Daya Angkut (Orang)	AC/ NON	RS/ NON	Toilet / NON
1.	L .3922. CF	SB .75797. k	Mitsub. Colt	1988	21	AC	RS	NON
2.	L. 3923. CF	SB .38747. k	Mercedes	1978	21	AC	RS	Toilet

Akan tetapi kendaraan tersebut di atas telah kami jual dan dengan ini kami mengajukan permohonan pengganti kendaraan sebagai berikut:

No. Urut	Tanda No. Kendaraan	No. Uji Kendaraan	Merk/ type	Tahun	Daya Angkut (Orang)	AC/ NON	RS/ NON	Toilet/ NON
1.	L. 6103 AU	SB 118067 k	Mercedes	1996	40	AC	RS	NON
2.	L. 6177 AU	SB 118310 k	Mercedes	1996	40	AC	RS	NON

Selain itu kami juga mengajukan permohonan penambahan jumlah armada/ kendaraan dengan data sebagai berikut:

1.	L. 6171 AU	SB 108957 k	Mercedes	1995	44	AC	RS	NON
2.	L. 6129 AU	SB 109141 k	Mercedes	1995	44	AC	RS	NON
3.	L. 6251 AU	SB 104186 k	Mercedes	1994	41	AC	RS	NON
4.	L. 6347 AU	SB 129457 k	Hino	1998	29	AC	RS	NON
5.	L. 6348 AU	SB 129362 k	Hino	1998	29	AC	RS	NON
6.	L. 6232 AU	SB 125502 k	Hino	1997	28	AC	RS	NON
7.	w. 7511 AC	SB 119735 k	Mercedes	1996	30	AC	RS	NON

Demikianlah surat permohonan ini kami buat. Atas perhatiannya serta terkabulnya surat keputusan permohonan ini, sebelum dan sesudahnya kami ucapkan terima kasih.

Surabaya, 2 Mei 2006

Gunawan N.

LESSON PLAN

In Experimental Group
(Pictorial Crossword Puzzle)

Subject : English
Language Component : Vocabulary
Theme : Personal Identity
Sub Theme : Personal Appearance
Level of Education : Junior High School
Grade/Semester : 1/2
Time : 45 minutes

A. Objectives

1. Basic Competence:

Pupils are able to enrich their vocabularies especially about physical appearance.

2. Achievement Indicators:

Pupils are able to:

- identify some vocabularies related to personal appearance.
- explore the puzzle correctly with the appropriate vocabularies based on the pictures and clues given.
- fill in the blanks with the appropriate vocabularies found in the puzzle.

Techniques: Explanation

Repetition Drill

Collaborative Learning (Inside-Outside Circle)

Fill in the blanks

Class Discussion

B. Materials: Please see pupils' worksheet

C. Teaching Learning Activities:

Teacher	Pupils
1. Opening: <ul style="list-style-type: none">• Greet the pupils	1. Opening: <ul style="list-style-type: none">• Respond to the greetings
2. Pre: <ul style="list-style-type: none">• Give the triggering questions	2. Pre: <ul style="list-style-type: none">• Answer the triggering questions

(Asks them to mention some of their personal appearance)

3. Whilst:

- Distributes the pupils' worksheet
- Asks the pupils to read the dialogue silently
- Explains the target vocabularies by using pictorial crossword puzzle (Please see the teacher's manual)
- Reads the vocabularies found in the puzzle
- Asks the pupils to repeat after her
- Asks the pupils to do the puzzle
- Checks the pupils' answers
- Splits the class in rows
- Divides each row by considering the pupils who are sitting at the left side as the Inside Circle and the pupils who are sitting at the right side as the Outside Circle (Collaborative Learning: Inside-Outside Circle)
- Asks the pupils from the Inside Circle to stand up in front of the class, bring the pictures and make circle by facing outward
- Asks the other pupils from the Outside Circle to go around the first circle facing in toward the pupils in the Inside Circle, so each pupil in the Outside Circle facing one pupil in the Inside Circle
- Asks the pupils in the Inside

3. Whilst:

- Receive the pupils' worksheet
- Read the dialogue silently
- Listen to the explanation
- Listen to the teacher
- Repeat after the teacher
- Do the puzzle
- Write their answers on the board
- Split in rows
- Make groups; a group as the inside circle and the other as the outside circle
- Do the instructions
- Do the instructions
- Show the pictures

<p>Circle to show the pictures</p> <ul style="list-style-type: none"> • Asks the pupils in the Outside Circle to mention the target vocabulary based on the pictures given • Asks the pupils in the Outside Circle to rotate one position so that they are now facing different pupils in the Inside Circle • Asks the pupils to do the same procedure <p>4. Post:</p> <ul style="list-style-type: none"> • Asks the pupils to fill in the blanks with the appropriate vocabularies found in the puzzle • Checks the pupils' answers 	<ul style="list-style-type: none"> • mention the target vocabulary based on the pictures given • Rotate one position • Do the same procedure <p>4. Post:</p> <ul style="list-style-type: none"> • Fill in the blanks with the appropriate vocabularies found in the puzzle • Write their answers on the board
---	--

D. Assessment:

Pupils are asked to fill in the blanks with the suitable words given.

- **Reference:**

Akhmadi, Ali, et.al. Smart Steps The Smartest Way to Learning English.

Jakarta:Ganeca Exact

- **Media:**

Pictures

- **Appendix:**

a. Pupils' worksheet

b. Teacher's manual

c. Original Material

Pupils' Worksheet

Theme	: Personal Identity
Sub Theme	: Personal Appearance
Level of Education	: Junior High School
Grade/Semester	: 1/2
Time	: 45 minutes

Read this dialogue!

Mrs. Anderson has lost her children and her niece, while she is shopping in a supermarket.

She is talking to the security officer now.

Mrs. Anderson : Officer, I have lost my children and my niece.

Officer : Well, we are going to find them.
What are their names?

Mrs. Anderson : My children names are Nina and Sam, and my niece name is Tara.

Officer : How old are they?

Mrs. Anderson : Nina is eight, Sam is seven and Tara is ten.

Officer : What are they like?

Mrs. Anderson : Nina is tall and thin and has curly hair and sharp nose.
Sam is short and fat and has straight hair and flat-nosed.
Tara is tall and slim. She has wavy hair.


Officer : What are they wearing?

Mrs. Anderson : Nina and Tara are wearing skirt and shirt.
Sam is wearing blue jeans and T-shirt.

Officer : Ok, wait for a few minutes.
We'll find them.

Exercise I

Fill in the pictorial crossword puzzle based on the clue given!



Words Down

1.

Type of Indonesian nose



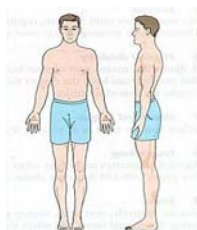
3.

Type of hair, not curly or straight



5.

Not fat



7.

Small in height



9.

Not fat and not thin



Words Across

2.

Type of Irians' hair



4.

Overweight



6.

A result of ion hair



8. Type of American nose

Choose



10. Of more than average height



Exercise II

Fill in the blanks with the suitable words that you have found in the puzzle!

1. To be a basketball player, you should have a Body, min. 178 cm.
2. Eddie Brokoli has hair.
3. Pretty Asmara is aactress but she still has a high self confidence.
4. Most of the Western people have nose.
5. Aming “Extravaganza” is very So, he has “S” for the size of his clothes.
6. Sanchai has a long and hair.
7. My mother has straight hair and father has curly hair, but I have hair.
8. Most of the Asian people havenosed.
9. In order to have abody, she has to follow a diet program.
10. Although he is but Onny Syahrial –the dubber of Sinchan character-is an adult.

Words Down

1.

Weighing too much



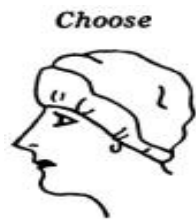
3.

Having curves, not straight



5.

Considered as a perfect nose by some people



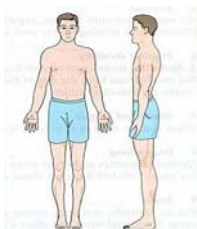
7.

More than standard height



9.

Shape of body when you do not want to eat



Words Across:

2.

Not bent or curved



4.

Having curved or round shape, especially a small bunch of hair



6.

Less than standard height



8.

Considered as a lack of nose shape by some people



10.

Slender



- Reads the vocabularies found in the puzzle
- Asks the pupils to repeat after her
- Asks the pupils to do the crossword puzzle
- Checks the pupils' answers (Please see the answer keys)
- Splits the class in row
- Divides each row by considering the pupils who are sitting at the left side as the Inside Circle and the pupils who are sitting at the right side as the Outside Circle (Collaborative Learning: Inside-Outside Circle)
- Asks the pupils from the Inside Circle to stand up in front of the class, bring the pictures and make circle by facing outward
- Asks the other pupils from the Outside Circle to go around the first circle facing in toward the pupils in the Inside Circle, so each pupil in the Outside Circle facing one pupil in the Inside Circle
- Asks the pupils in the Inside Circle to show the pictures
- Asks the pupils in the Outside Circle to mention the target vocabulary based on the pictures given
- Asks the pupils in the Outside Circle to rotate one position so that they are now facing different pupils in the Inside Circle
- Asks the pupils to do the same procedure

Post:

- Asks the pupils to fill in the blanks with the appropriate vocabularies found in the puzzle
- Checks the pupils' answers (Please see the answer keys)

Answer Keys

Whilst:

Exercise I

Words Down:

1. Flat-nose
3. Wavy
5. Thin
7. Short
9. Slim

Words Across:

2. Curly
4. Fat
6. Straight
8. Sharp-nose
10. Tall

Post:

Exercise II

1. Tall
2. Curly
3. Fat
4. Sharp
5. Thin
6. Straight
7. Wavy
8. Flat
9. Slim
10. Short

LESSON PLAN

In Control Group

(Word list)

Subject : English
Language Component : Vocabulary
Theme : Personal Identity
Sub Theme : Personal Appearance
Level of Education : Junior High School
Grade/Semester : 1/2
Time : 45 minutes

A. Objectives

1. Basic Competence:

Pupils are able to enrich their vocabularies especially about personal appearance.

2. Achievement Indicators:

Pupils are able to:

- identify some vocabularies related to personal appearance.
- mention the meaning of the vocabularies given orally.
- fill in the blanks with the appropriate vocabularies found in the list.

Techniques: Explanation

Repetition Drill

Memorization

Collaborative Learning (Inside-Outside Circle)

Fill in the Blanks

Class Discussion

B. Materials: Please see pupils' worksheet

C. Teaching Learning Activities:

Teacher	Pupils
<p>1. Opening:</p> <ul style="list-style-type: none"> • Greets the pupils <p>2. Pre:</p> <ul style="list-style-type: none"> • Gives the triggering questions (Asks them to mention some of their physical appearance) <p>3. Whilst:</p> <ul style="list-style-type: none"> • Distributes the pupils' worksheet • Asks the pupils to read the dialogue silently • Explains the target vocabularies by using word lists (Please see the teacher's material) • Reads the word lists • Asks the pupils to repeat after her • Asks the pupils to memorize the word lists • Splits the class in rows • Divides each row by considering the pupils who are sitting at the left side as the Inside Circle and the pupils who are sitting at the right side as the Outside Circle (Collaborative Learning: Inside-Outside Circle) • Asks the pupils from the Inside Circle to stand up in front of the class, bring the lists of words and make circle by facing outward • Asks the other pupils from the Outside Circle to go around the first circle facing in toward the 	<p>1. Opening:</p> <ul style="list-style-type: none"> • Respond to the greetings <p>2. Pre:</p> <ul style="list-style-type: none"> • Answer the triggering questions <p>3. Whilst:</p> <ul style="list-style-type: none"> • Receive the pupils' worksheet • Read the dialogue silently • Listen to the teacher • Listen to the teacher • Repeat after the teacher • Memorize the word lists • Split in rows • Make groups; a group as the inside circle and the other as the outside circle • Do the instructions • Do the instructions

<p>pupils in the Inside Circle, so each pupil in the Outside Circle facing one pupil in the Inside Circle</p> <ul style="list-style-type: none"> • Asks the pupils in the Inside Circle to show the lists of words • Asks the pupils in the Outside Circle to mention the target vocabulary based on the lists of words given • Asks the pupils in the Outside Circle to rotate one position so that they are now facing different pupils in the Inside Circle • Asks the pupils to do the same procedure <p>4. Post:</p> <ul style="list-style-type: none"> • Asks the pupils to fill in the blanks with the appropriate vocabularies found in the lists of words • Checks the pupils' answers 	<ul style="list-style-type: none"> • Show the lists of words • Mention the target vocabulary based on the lists of words given • Rotate one position • Do the same procedure <p>4. Post:</p> <ul style="list-style-type: none"> • Fill in the blanks with the appropriate vocabularies found in the lists of words • Write their answers on the board
---	---

D. Assessment:

Pupils are asked to fill in the blanks with the suitable words given.

E. Reference:

Akhmadi, Ali, et.al. Smart Steps The Smartest Way to Learning English.

Jakarta:Ganeca Exact

F. Media:

Lists of word

G. Appendix:

- a. Pupils' worksheet
- b. Teacher's manual
- c. Original Material

Pupils' Worksheet

Theme	: Personal Identity
Sub Theme	: Personal Appearance
Level of Education	: Junior High School
Grade/Semester	: 1/2
Time	: 45 minutes

Read this dialogue!

Mrs. Anderson has lost her children and her niece, while she is shopping in a supermarket.

She is talking to the security officer now.

Mrs. Anderson : Officer, I have lost my children and my niece.

Officer : Well, we are going to find them.

What are their names?

Mrs. Anderson : My children names are Nina and Sam, and my niece name is Tara.

Officer : How old are they?

Mrs. Anderson : Nina is eight, Sam is seven and Tara is ten.

Officer : What are they like?

Mrs. Anderson : Nina is tall and thin and has curly hair and sharp nose.

Sam is short and fat and has straight hair and flat-nosed.

Tara is tall and slim. She has wavy hair.

Officer : What are they wearing?

Mrs. Anderson : Nina and Tara are wearing skirt and shirt.

Sam is wearing blue jeans and T-shirt.

Officer : Ok, wait for a few minutes.

We'll find them.

Exercise!

Fill in the blanks with the suitable words that you have found in the puzzle!

1. To be a basketball player, you should have a Body, min. 178 cm.
2. Eddie Brokoli has hair.
3. Pretty Asmara is aactress but she still has a high self confidence.
4. Most of the Western people have nose.

5. Aming “Extravaganza” is very So, he has “S” for the size of his clothes.
6. Sanchai has a long and hair.
7. My mother has straight hair and father has curly hair, but I have hair.
8. Most of the Asian people havenosed.
9. In order to have abody, she has to follow a diet program.
10. Although he is but Onny Syahrial –the dubber of Sinchan character-is an adult.

Teacher's Manual

Theme	: Personal Identity
Sub Theme	: Personal Appearance
Level of Education	: Junior High School
Grade/Semester	: 1/2
Time	: 45 minutes

1. Learning Outcomes:

Pupils are able to:

Pupils are able to:

2. identify some vocabularies related to personal appearance.
3. mention the meaning of the vocabularies given orally.
4. fill in the blanks with the appropriate vocabularies found in the list.

5. Instructional Activities

Pre:

- The teacher gives the triggering questions by asking them to mention some of their physical appearance

Whilst:

- Distributes the pupils' worksheet
- Asks the pupils to read the dialogue silently
- Explains the target vocabularies by writing down the word lists with their meanings in Indonesia on the board

Wordlists about Family Activities:

- Tall: Tinggi
- Thin: Kurus
- Curly: Keriting
- Sharp nose: Hidung Mancung
- Short: Pendek
- Fat: Gemuk
- Straight: Lurus
- Flat-Nosed: Hidung Pesek
- Slim: Langsing
- Wavy: Berombak

- Asks the pupils to repeat after her
- Asks the pupils to memorize the word lists
- Splits the class in rows
- Divides each row by considering the pupils who are sitting at the left side as the Inside Circle and the pupils who are sitting at the right side as the Outside Circle (Collaborative Learning: Inside-Outside Circle)
- Asks the pupils from the Inside Circle to stand up in front of the class, bring the lists of words and make circle by facing outward
- Asks the other pupils from the Outside Circle to go around the first circle facing in toward the pupils in the Inside Circle, so each pupil in the Outside Circle facing one pupil in the Inside Circle
- Asks the pupils in the Inside Circle to show the list of words
- Asks the pupils in the Outside Circle to mention the target vocabulary based on the list of words given
- Asks the pupils in the Outside Circle to rotate one position so that they are now facing different pupils in the Inside Circle
- Asks the pupils to do the same procedure

Post:

- Asks the pupils to fill in the blanks with the appropriate vocabularies found in the lists of words
- Checks the pupils' answers (Please see the answer keys)

Answer Key

1. Tall
2. Curly
3. Fat
4. Sharp
5. Thin
6. Straight
7. Wavy
8. Flat
9. Slim
10. Short

Calculation for Reliability

No.	X	X ²	No.	X	X ²	No.
1	20	400	16	24	576	31
2	19	361	17	21	441	32
3	21	441	18	24	576	33
4	15	225	19	14	196	34
5	15	225	20	23	529	35
6	11	121	21	22	484	36
7	16	256	22	16	256	37
8	20	400	23	14	196	38
9	24	576	24	15	225	39
10	23	529	25	13	169	40
11	23	529	26	14	196	
12	23	529	27	24	576	
13	14	196	28	21	441	
14	22	484	29	13	169	
15	14	196	30	20	400	

$$n = 40 \qquad \sum X = 721$$

$$K = 25 \qquad \sum X^2 = 13761$$

$$M = \frac{\sum x}{n} = 18.025$$

$$V = \frac{\sum X^2 - \frac{(\sum X)^2}{n}}{n} = 19.12438$$

$$r = \frac{K}{K-1} \left(1 - \frac{M(K-M)}{KV} \right) = 0.767748$$

Where: r = Reliability

n = Number of subjects

M = Mean

V = Variance

K = Number of items

$$n = 40 \qquad r \text{ table} = 0.312$$

Because r greater than r table, so the test is reliable.

*) Soeharsimi Arikunto, DASAR-DASAR EVALUASI PENDIDIKAN,
PT Bumi Aksara, Jakarta, 1990, h. 98.

X	X ²
12	144
22	484
17	289
10	100
14	196
13	169
22	484
15	225
24	576
14	196

CALCULATION OF DISCRIMINATION AND DIFFICULTY INDEX

		I T E M																											
GROUP		1	2	3	4	5	6	7	8	9	10	11	12	13	14	15	16	17	18	19	20	21	22	23	24	25	SCORE		
U P P E R G R O U P		1	1	1	1	1	1	1	1	1	1	1	1	1	1	1	1	1	1	1	1	0	1	1	1	1	24		
		1	1	1	1	1	1	1	1	1	1	1	1	1	1	1	1	1	1	1	1	1	1	0	1	1	24		
		1	1	1	1	1	1	1	1	1	1	1	1	1	1	1	1	1	1	1	1	0	1	1	1	1	24		
		1	1	1	1	1	1	0	1	1	1	1	1	1	1	1	1	1	1	1	1	1	1	1	1	1	24		
		1	1	1	1	1	1	1	1	1	1	1	1	1	1	1	1	1	1	1	1	0	1	1	1	1	24		
		1	1	1	1	1	1	1	0	1	1	1	1	1	1	0	1	1	1	1	1	1	1	1	1	1	23		
		1	1	1	1	1	1	1	1	1	1	1	1	1	1	0	1	1	1	1	1	1	1	1	1	0	23		
		1	1	1	0	1	1	1	1	1	1	1	1	1	1	0	1	1	1	1	1	1	1	1	1	1	23		
		1	1	1	1	1	1	1	1	1	1	1	1	0	0	1	1	1	1	1	1	1	1	1	1	1	23		
		1	1	1	1	0	1	1	1	1	1	1	1	1	1	1	1	1	1	1	1	0	1	0	1	1	22		
		1	1	1	1	1	1	1	0	1	1	1	1	1	1	0	1	1	1	1	1	1	1	0	1	1	22		
		1	1	1	1	1	1	1	1	1	1	1	1	1	1	1	1	1	1	1	1	0	1	1	0	0	1	22	
		1	1	1	0	0	1	1	1	1	1	1	1	1	1	1	1	1	1	1	1	1	0	1	1	1	22		
		1	1	1	1	1	1	0	0	1	1	1	1	1	1	0	1	1	1	1	1	1	1	1	0	1	21		
		1	1	1	1	1	1	1	0	1	1	1	0	1	1	1	1	1	1	1	1	1	0	1	0	1	21		
		1	1	1	1	1	1	1	1	1	1	1	1	1	1	0	0	0	1	1	1	1	1	1	1	0	21		
		1	1	1	0	0	1	1	1	1	1	0	1	1	1	1	0	1	1	1	1	1	0	1	1	1	20		
		0	1	1	1	1	1	1	1	1	1	0	1	1	0	0	1	1	1	1	1	1	0	1	1	1	20		
	1	1	1	1	0	1	0	1	1	1	0	1	1	0	0	1	1	1	1	1	1	1	1	1	1	20			
	1	1	1	1	0	1	0	0	1	1	1	1	1	1	0	1	1	1	1	1	1	1	0	1	1	0	19		
CORRECT ANSWER (U)		19	20	20	17	15	20	16	15	20	20	17	19	20	17	10	18	19	20	20	19	12	19	14	17	19			
L O W E R G R O U P		0	1	1	1	1	0	1	1	1	1	0	1	1	1	0	0	1	1	1	0	0	0	1	1	1	17	4	
		1	1	0	0	1	1	1	1	1	1	1	0	1	0	0	1	1	1	1	1	0	0	0	1	0	16	1	
		1	1	1	1	1	1	0	0	0	1	1	1	1	0	0	1	1	0	1	1	1	0	0	1	0	16	2	
		0	0	1	1	1	1	0	1	1	0	0	1	1	0	0	1	0	1	0	1	0	1	1	1	1	15	3	
		1	1	1	1	1	1	0	1	1	1	0	1	1	0	0	0	0	0	0	1	0	0	1	1	1	15	10	
		1	1	1	1	0	1	0	0	1	1	0	1	0	0	0	0	1	1	1	1	1	1	0	1	0	15	11	
		1	0	1	1	1	1	0	0	1	1	1	1	1	0	0	1	1	1	1	0	0	0	0	0	1	15	12	
		1	0	0	1	1	1	0	1	1	1	1	0	1	1	0	1	0	0	1	0	1	1	0	0	0	14	5	
		1	0	1	0	1	0	1	0	1	1	0	1	0	1	1	0	1	1	1	1	0	0	1	0	0	1	14	6
		1	0	0	1	0	0	1	1	1	1	0	1	1	0	0	1	1	1	1	1	0	1	0	0	0	14	7	
		1	1	1	0	1	1	1	1	0	1	0	1	1	0	0	0	1	0	1	0	0	0	0	1	0	1	14	8
		1	1	1	1	0	1	1	0	0	1	0	0	1	0	0	0	1	1	1	1	1	0	0	0	0	1	14	9
		1	1	1	1	0	1	1	1	0	1	0	1	0	0	1	0	0	1	1	1	1	0	0	0	0	1	14	13
		0	1	0	1	0	1	1	0	1	1	0	0	1	0	0	1	1	1	1	1	1	0	1	0	1	0	14	14
		1	1	1	0	0	1	0	0	1	0	0	1	1	0	0	0	1	1	1	1	1	1	0	0	0	0	13	15
		1	1	1	1	1	1	0	0	1	1	0	0	0	0	0	1	1	1	0	1	0	1	0	0	0	0	13	16
		0	1	1	0	1	1	1	0	1	0	0	0	1	0	0	1	1	0	1	1	0	0	0	0	1	1	13	17
		0	0	1	0	0	1	1	0	1	1	0	1	1	0	0	1	0	1	1	0	1	0	0	0	1	0	12	18

	1	0	1	0	0	1	0	0	1	0	0	1	0	0	0	1	1	1	1	0	0	0	0	1	1	11	19
	1	0	1	0	0	0	0	1	1	0	0	1	1	1	0	0	1	1	0	0	0	0	0	1	0	10	20
CORRECT ANSWER (L)	15	12	16	12	11	16	10	9	16	15	4	14	15	4	2	11	15	15	16	12	6	8	4	11	10		
DP = (U-L)/N Interp.	0.2	0.4	0.2	0.25	0.2	0.2	0.3	0.3	0.2	0.25	0.65	0.25	0.25	0.65	0.4	0.35	0.2	0.25	0.2	0.35	0.3	0.55	0.5	0.3	0.45		
	Sat	Good	Sat	Sat	Sat	Sat	Sat	Sat	Sat	Sat	Good	Sat	Sat	Good	Good	Sat	Sat	Sat	Sat	Sat	Sat	Good	Good	Sat	Good		
CORRECTLY DI=C/TOTAL Interp.	34	32	36	29	26	36	26	24	36	35	21	33	35	21	12	29	34	35	36	31	18	27	18	28	29		
	0.85	0.8	0.9	0.73	0.65	0.9	0.65	0.6	0.9	0.88	0.53	0.83	0.88	0.53	0.3	0.73	0.85	0.88	0.9	0.78	0.45	0.68	0.45	0.7	0.73		
	Easy	Easy	Easy	Easy	Mod	Easy	Mod	Mod	Easy	Easy	Mod	Easy	Easy	Mod	Mod	Easy	Easy	Easy	Easy	Easy	Mod	Mod	Mod	Easy	Easy		

Criteria of Discrimination Power

- 0.00 - 0.20 : Poor
- 0.20 - 0.40 : Satisfactory
- 0.40 - 0.70 : Good
- 0.70 - 1.00 : Excellent

Criteria of Difficulty Index

- 0.00 - 0.30 : Difficult
- 0.30 - 0.70 : Moderate
- 0.70 - 1.00 : Easy

B. The Analysis of the Pupils' Scores based on the Summative Test

Table 1.1 **CALCULATION FOR t-TEST**

No	EXPERIMENT		CONTROL	
	(XA)	X ² A	(XB)	X ² B
1	92	8464	95	9025
2	89	7921	96	9216
3	93	8649	90	8100
4	94	8836	97	9409
5	94	8836	96	9216
6	90	8100	99	9801
7	97	9409	90	8100
8	91	8281	90	8100
9	95	9025	93	8649
10	93	8649	94	8836
11	100	10000	96	9216
12	92	8464	93	8649
13	87	7569	93	8649
14	95	9025	96	9216
15	96	9216	97	9409
16	93	8649	91	8281
17	94	8836	96	9216
18	94	8836	92	8464
19	92	8464	96	9216
20	94	8836	98	9604
21	95	9025	99	9801
22	91	8281	94	8836
23	94	8836	87	7569
24	95	9025	90	8100
25	98	9604	86	7396
26	91	8281	93	8649
27	91	8281	94	8836
28	97	9409	92	8464
29	95	9025	90	8100
30	94	8836	91	8281
31	93	8649	98	9604
32			91	8281
33			96	9216
Total	2899	271317	3089	289505
n	31	---	33	---
Mean	93.51612903	---	93.6060606	---
SD	2.669219208	---	3.33484814	---

C. The Analysis of the Post Test

Table 1.1 CALCULATION FOR t-TEST

No	EXPERIMENT		CONTROL	
	(XA)	X ² A	(XB)	X ² B
1	13	169	13	169
2	16	256	18	324
3	21	441	16	256
4	21	441	20	400
5	21	441	19	361
6	15	225	21	441
7	22	484	16	256
8	18	324	16	256
9	18	324	19	361
10	22	484	20	400
11	22	484	18	324
12	18	324	18	324
13	19	361	14	196
14	18	324	23	529
15	19	361	16	256
16	16	256	16	256
17	20	400	22	484
18	22	484	21	441
19	17	289	16	256
20	20	400	18	324
21	20	400	19	361
22	22	484	17	289
23	16	256	16	256
24	22	484	17	289
25	23	529	15	225
26	23	529	17	289
27	14	196	18	324
28	20	400	20	400
29	16	256	16	256
30	16	256	17	289
31	20	400	22	484
32			20	400
33			14	196
Total	590	11462	588	10672
n	31	---	33	---
Mean	19.03225806	---	17.8181818	---
SD	2.786681072	---	2.46797672	---