

CORRELATION BETWEEN LEVELS OF EDUCATION AND KNOWLEDGE OF COFFEE

UNDERGRADUATE THESIS



BY:

NADIA KARINA
6103012119

**FOOD TECHNOLOGY STUDY PROGRAMME
FACULTY OF AGRICULTURAL TECHNOLOGY
WIDYA MANDALA CATHOLIC UNIVERSITY SURABAYA
SURABAYA
2018**

**CORRELATION BETWEEN LEVELS OF EDUCATION AND
KNOWLEDGE OF COFFEE**

UNDERGRADUATE THESIS

**Submitted To
Faculty of Agricultural Technology,
Widya Mandala Catholic University Surabaya
to Meet Requirements for
Obtaining a Bachelor's Degree in Agricultural Technology**

**BY:
NADIA KARINA
6103012119**

**FOOD TECHNOLOGY STUDY PROGRAMME
FACULTY OF AGRICULTURE TECHNOLOGY
WIDYA MANDALA CATHOLIC UNIVERSITY SURABAYA
SURABAYA
2018**

STATEMENT OF APPROVAL OF THE PUBLICATION OF A SCIENTIFIC WORK

For the development of science, as a student of Catholic University Widya
Mandala Surabaya, I:

Name: Nadia Karina
NRP : 6103012119

Approve of my scientific work:

Titled:

Correlation between Levels of Education and Knowledge about Coffee

To be published/displayed on the internet or other media (Digital Library of
Widya Mandala Catholic University Surabaya) for academic interest in
accordance with the Copyright Act.

Thus the statement of this scientific paper publication approval I made with
veracity.

Surabaya, 31 July 2018
Stated,



Nadia Karina

SHEET OF ENDORSEMENT


The thesis titled “Correlation between Levels of Education and Knowledge about Coffee” and written by Nadia Karina (6103012119) has been tested on 7 June 2018 and is recommended for approval and acceptance by the Examining Team.

Chief Examiner,




Indah Epriliati, PhD.

Date: 17/7/2018



Knowing,
Faculty of Agricultural Technology
Dean,




Ir. Thomas Indarto Putut Suseno, MP., IPM
Date:

SHEET OF APPROVAL

This undergraduate thesis proposal titled “**Correlation between Levels of Education and Knowledge about Coffee**”, and written by Nadia Karina (6103012119), has been tested and approved by the advisors.

Thesis Advisor I,



Indah Epriliati, PhD

Date: 17/7/2018

Thesis Advisor II,



Ir. T. Dwi Wibawa Budianta, MT., IPM

Date: 17/7/2018

APPROVAL SHEET

AUTHENTICITY OF SCIENTIFIC WORK

I hereby declare that in my Thesis Proposal entitled:

Correlation between Levels of Education and Knowledge of Coffee

is my own work and no work has ever been made to obtain a degree in an Institute of Higher Education, and to the best of my knowledge there is no work or opinion ever written or published by any other person, except that expressly referred to in this text and mentioned in the bibliography.

If my work is a plagiarism, then I am willing to be subject to sanctions in the form of cancellation of graduation and / or withdrawal of title, according to the prevailing regulation (RI Law No.20 of 2003 on National Education System Article 25 paragraph 2, and Academic Regulation of Widya Mandala Catholic University Surabaya Article 30 paragraph 1 (e)).

Surabaya, 31 July 2018



Nadia Karina

Nadia Karina. 6103012119. **Hubungan antara Tingkat Pendidikan dengan Pengetahuan Mengenai Kopi**

Di bawah bimbingan: 1. Indah Epriliati, PhD.

2. Ir. Tarsisius Dwi Wibawa Budianta, MT., IPM.

ABSTRAK

Kopi adalah salah satu minuman yang paling banyak dikonsumsi di dunia. Dengan popularitasnya yang tinggi, sangat mengherankan bahwa sedikit yang tahu tentang hubungan antara tingkat pendidikan dengan kebiasaan minum kopi dan pengetahuan tentang kopi. Penelitian ini dilakukan dari Desember 2016 hingga April 2017, dengan tiga ratus lima belas (315) responden mengambil bagian. Analisis data yang dikumpulkan melibatkan dua metode: grafik deskriptif dan *partial least squares path modeling* (PLS-PM). Dua dari tiga korelasi variabel laten (tingkat pendidikan–kebiasaan minum kopi, dan kebiasaan– pengetahuan tentang kopi) memiliki tingkat korelasi yang sangat lemah (0,1014 dan 0,0051, berturut-turut), sementara satu (tingkat pendidikan–pengetahuan tentang kopi) memiliki tingkat korelasi yang sedang (0,4494). Penelitian ini diharapkan akan memberi informasi kepada masyarakat umum tentang hubungan antara tingkat pendidikan, kebiasaan minum kopi, dan pengetahuan tentang kopi.

Kata kunci: Tingkat pendidikan, Kebiasaan minum kopi, Pengetahuan kopi

Nadia Karina. 6103012119. **Correlation between Levels of Education and Knowledge of Coffee**

Advisory committee: 1. Indah Epriliati, PhD.

2. Ir. Tarsisius Dwi Wibawa Budianta, MT., IPM.

ABSTRACT

Coffee is one of the most consumed drinks in the world. With its stellar popularity, it is astonishing that little has been said about the relationship between education levels with coffee drinking habits and coffee knowledge. This research was carried out from December 2016 to April 2017, with three hundred and fifteen (315) respondents taking part. Analysis of the gathered data involved two methods: descriptive graphs and partial least squares path modelling (PLS-PM). Two of the three latent variable correlations (education level–habits, and habits–coffee knowledge) had very weak levels of correlation (0.1014 and 0.0051, respectively), while one (education level–coffee knowledge) had a moderate level of correlation (0.4494). It is hoped this research will inform the general public about the relationship between education levels, coffee drinking habits, and coffee knowledge.

Keywords: Levels of Education, Coffee drinking habits, Coffee knowledge

PREFACE

Praise writer prayed to God Almighty for His blessings and mercy, for the completion of the thesis proposal titled “**Correlation between Levels of Education and Knowledge of Coffee**”. This thesis is one of the conditions for completing the Master of Education Program Strata-1 Food Technology Study Programme, Faculty of Agricultural Technology, Widya Mandala Catholic University Surabaya.

On this occasion, the author would like to thank:

Indah Epriliati, PhD. and Ir. Tarsisius Dwi Wibawa Budianta, MT., IPM, as advisors who have guided the writing until the completion of the thesis.

My mum and sister who have supported me with words of motivation, countless threats, and memes.

Every single respondent who filled out the forms – this couldn’t have happened without you!

Wyssylanya da Silva Sales for her friendship and support.

The author has tried to write this paper as best as possible but realises there are still shortcomings, therefore criticism and suggestions from readers to improve this paper are expected and welcomed. The author hopes this thesis will be of beneficial value to the reader.

Surabaya, July 2018

TABLE OF CONTENTS

	Page
ABSTRAK.....	i
ABSTRACT	ii
PREFACE.....	iii
TABLE OF CONTENTS	iv
LIST OF FIGURES.....	vi
LIST OF TABLES	viii
CHAPTER I. INTRODUCTION	1
1.1. Background	1
1.2. Limiting Scope.....	3
1.3. . Problem Statement.....	3
1.4. Research Purposes.....	3
1.5. Benefit of Research	4
CHAPTER II. LITERATURE REVIEW	5
2.1. Coffee	5
2.1.1. Antioxidants in Coffee.....	9
2.1.1.1. Cafestol.....	10
2.1.1.2. Trigonelline.....	11
2.1.1.3. Chlorogenic Acids	12
2.1.1.4. Other Phenols.....	13
2.1.2. Caffeine	13
2.1.2.1. Physical and Chemical Properties of Caffeine.....	13
2.1.2.2. Biosynthesis of Caffeine	14
2.2. Myths Surrounding Coffee Drinking	15
2.2.1. Myths around the World	15
2.2.2. Myths in Indonesia	15
2.3. Traditional and Modern Coffee	16
2.4. Hypothesis	16
CHAPTER III. RESEARCH METHODS.....	17
3.1.Place and Time of Research.....	17
3.1.1. Place of Research	17
3.1.2. Time/Duration of Research.....	17
3.2. Research Plan.....	17
3.3. Respondent Stimulation.....	17

3.4. Research Design.....	18
CHAPTER IV. RESULTS AND DISCUSSION.....	19
CHAPTER V. CONCLUSION	53
BIBLIOGRAPHY	54
APPENDICES	58

LIST OF FIGURES

	Page
Figure 2.1. Complete Green Coffee Processing.....	8
Figure 2.2. Structure of Different Fatty Acyl Esters	11
Figure 2.3. Structure of Caffeine	14
Figure 3.1. Research Blueprint.....	18
Figure 4.1. Response for Question One	20
Figure 4.2. Response for Question Two.....	21
Figure 4.3. Response for Question Three.....	22
Figure 4.4. Response for Question Four	23
Figure 4.5. Response for Question Five.....	24
Figure 4.6. Response for Question Six.....	25
Figure 4.7. Response for Question Seven	26
Figure 4.8. Response for Question Eight	26
Figure 4.9. Response for Question Nine	27
Figure 4.10. Response for Question Ten.....	28
Figure 4.11. Response for Question Eleven	29
Figure 4.12. Response for Question Twelve	30
Figure 4.13. Response for Question Thirteen.....	31
Figure 4.14. Response for Question Fourteen	33
Figure 4.15. Response for Question Fifteen	34
Figure 4.16. Response for Question Sixteen	35
Figure 4.17. Response for Question Seventeen	35
Figure 4.18. Response for Question Eighteen	36
Figure 4.19. Response for Question Nineteen.....	37
Figure 4.20. Response for Question Twenty.....	38
Figure 4.21. Response for Question Twenty-one.....	39

Figure 4.22. Response for Question Twenty-two	40
Figure 4.23. Response for Question Twenty-three	43
Figure 4.24. Response for Question Twenty-four.....	44
Figure 4.25. Response for Question Twenty-five	44
Figure 4.26. Response for Question Twenty-six.....	46
Figure 4.27. Response for Question Twenty-seven	47
Figure 4.28. Response for Question Twenty-eight	47

LIST OF TABLES

	Page
Table 2.1. Composition of roasted coffee (medium degree of roasting)..	5
Table 2.2. Alkaloids found in green and roasted coffee	12
Table 2.3. Chlorogenic acid content (function of degree of roasting) ...	12
Table 4.1. Correlation Matrix.....	49
Table 4.2. Correlations (Latent Variables).....	50

LIST OF APPENDICES

	Page
Appendix 1. Questionnaire	58
Appendix 2. PLS-PM Modelling.....	66