

Current Research-The Effect of Hot Water Extract of Pluchea indica Leaf Powder on the Physi

by maria maria

Submission date: 21-Oct-2023 06:49PM (UTC+0700)

Submission ID: 2202645061

File name: Hot_Water_Extract_of_Pluchea_indica_Leaf_Powder_on_the_Physi.pdf (23.09M)

Word count: 11603

Character count: 58359



Editorial Board

[Home](#) » [About](#) » [Editorial Board](#)

Chief Editor



Dr. Shih-Min Hsia

Distinguished Professor,
School of Nutrition and Health Sciences,
Taipei Medical University,
Taiwan.
Email: bryanhhsia@tmu.edu.tw
Scopus ID: 13409857600

Co-Editor in Chief



Dr. Ravi Shukla, Ph.D

Associate Professor,
STEM- School of Science,
RMIT University,
Australia.
Email: ravi.shukla@rmit.edu.au
Scopus ID: 9437484300

Managing Editors

Dr. Neha Sanwalka
Founder & Director Nutri Canvas,
Mumbai, MH, India.
Email: neha.sanwalka@gmail.com
Scopus ID: 22954784500

Dr. Adele Papetti
Assistant Professor
Department of Drug Sciences
Universita degli Studi di Pavia,
Pavia, Italy.
Email: adele.papetti@unipv.it
Scopus ID: 6603497119

Prof. R. Jeewon
Associate Professor
Dept. of Health Sciences,
The University of Mauritius,
Moka, Mauritius.
Email: r.jeewon@uom.ac.mu
Scopus ID: 6602641191

Prof. Y. Kourkoutas
Associate Professor,
Department of Molecular Biology & Genetics
Democritus University of Thrace
Alexandroupolis, Greece.
Email: ikourkou@mbg.duth.gr
Scopus ID: 55919995700

Dr. Amalia Tsiami
Associate Professor,
London School of Hospitality and Tourism
University of West London,
London, United Kingdom.
Email: Amalia.Tsiami@uwl.ac.uk
Scopus ID: 6506464729

Associate Editors

Prof. Reema F. Tayyem
Department of Nutrition and Food Technology,
Faculty of Agriculture,
The University of Jordan,
Amman, Jordan.
Email: r_tayyem@yahoo.com
Scopus ID: 22959129200

Statistical Editors

Dr. Ravindra Boojhawon
Associate Professor

Scopus Journal Metrics
CiteScore 2021: 1.7
CiteScore Details
SJR 2021



This journal is a member of, and subscribes to the principles of, the Committee on Publication Ethics (COPE)

Journal is Indexed in:
CABELLS
SCHOLARLY ANALYTICS
Cabells Whitelist

Follow us on:



[Submit Manuscript Online](#)

[Join our team of Reviewers](#)

[Journal is indexed in...](#)

Most Popular Articles

Low Alkaline Phosphatase (ALP) In Adult Population an...

(214,609)

Colostrum - its Composition, Benefits as a...

(132,577)

Importance of Exclusive Breastfeeding and Complementary...

(118,214)

Processing and Nutritional Composition of Rice Bran

(46,313)

Processing and Nutritive Value of Mango Seed Kernel Flour

(43,492)

The University of Mauritius,
Moka, Mauritius.
Email: r.boojhawon@uom.ac.mu
Scopus ID: 6507224879

Editorial cum Advisory Board

Dr. Vikas Kumar

Assistant Food Technologist,
Department of Food Science and
Technology, Punjab Agricultural University,
Ludhiana, Punjab, India.
Email: vkchoprafst@rediffmail.com
Scopus ID: 57193417700

Prof. Shwu-Huey Sherry Yang

School of Nutrition and Health Sciences
Taipei Medical University,
Taipei, Taiwan.
Email: sherry@tmu.edu.tw
Scopus ID: 8676122700

Dr. Maria Papageorgiou

Associate Professor
Department of Food Technology
Alexander Technological Educational
Institute of Thessaloniki (ATEITH)
Thessaloniki, Greece.
Email: mariapapage@food.teithe.gr
Scopus IDscopus: 8645438400

Dr. Miguel Herrero

Institute of Food Science Research (CIAL-
CSIC), Laboratory of Foodomics,
Madrid, Spain.
Email: m.herrero@csic.es
Scopus ID: 7102420113

Dr. Ardiansyah

Associate Professor,
Department of Food Technology,
Universitas Bakrie,
Jakarta, Indonesia.
Email: ardiansyah.michwan@bakrie.ac.id
Scopus ID: 12798333700

**Prof. Ana Laura Isabel De la Garza
Hernández**

School of Public Health and Nutrition,
Autonomous University of Nuevo Leon,
Nuevo Leon, Mexico.
Email: ana.dlgarzah@uanl.mx
Scopus ID: 57195297780

Prof. Dr. Dariusz Dziki

Professor
Department of Thermal Technology and
Food Process Engineering,
Faculty of Production Engineering,
University of Life Sciences in Lublin,
Lublin, Poland.
Email: dariusz.dziki@up.lublin.pl
Scopus ID: 24314765900

Prof. Suhad Maatoug Bahijri

Professor

Dr. Dan-Cristian Vodnar

Faculty of Food Science and Technology,
University of Agricultural Science and
Veterinary Medicine,
Cluj-Napoca, Romania.
Email: dan.vodnar@usamvcluj.ro
Scopus ID: 35604846100

Prof. Sitthipong Nalinanon

Associate Dean
Faculty of Agro-Industry, King Mongkut's
Institute of Technology Ladkrabang
Ladkrabang,
Bangkok, Thailand.
Email: sitthipong.na@kmitl.ac.th
Scopus ID: 16245779000

Prof. Aly El Sheikha

Visiting Professor, School of Nutrition
Sciences, University of Ottawa, Canada;
Full Professor at College of Bioscience and
Bioengineering, Jiangxi Agricultural
University, China.
Email: elsheikha_aly@yahoo.com
Scopus ID: 35174115900

Dr. Mattia Di Nunzio

Interdepartmental Centre for Agri-Food
Industrial Research, Alma Mater Studiorum
Universita di Bologna, Bologna, Italy.
Email: mattia.dinunzio@unibo.it
Scopus ID: 23093741900

Dr. Jeyan A. Moses

Assistant Professor and In-charge
Computational Modeling and Nanoscale
Processing Unit
Indian Institute of Food Processing
Technology (IIFPT)
Ministry of Food Processing Industries |
Government of India
Thanjavur, Tamil Nadu, India.
Email: moses.ja@iifpt.edu.in
Scopus ID: 22981136400

Prof. Victor J. Temple

School of Medicine and Health Sciences,
University of Papua New Guinea,
Port Moresby,
Papua New Guinea.
Email: templevj@upng.ac.pg
Scopus ID: 57194389852

Dr. Keshab Chandra Mondal

Professor
Department of Microbiology,
Vidyasagar University Midnapur,
West Bengal, India.
Email: kcmondal@mail.vidyasagar.ac.in
Scopus ID: 7004865977

Dr. Krešimir Mastanjević

Assistant Professor

Clinical Biochemistry Department,
Faculty of Medicine, King Abdulaziz
University,
Jeddah, Saudi Arabia.
Email: sbahijri@gmail.com
Scopus ID: 6603404358

Dr. Pasquale Russo
Department of Science of Agriculture,
Food and Environment, University of
Foggia, Foggia, Italy
Email: pasquale.russo@unifg.it
Scopus ID: 35726052700

Dr. Netsanet Fentahun
Associate Professor of Public Health
Nutrition
Nutrition and Qualitative Research
Consultant
Founder and Executive Director for Ethio-
Star Consulting PLC
Department of Nutrition and Dietetics
School of Public Health
College of Medicine and Health Sciences
Bahir Dar University -Ethiopia.
Email: netsanet_fentahun@yahoo.com
Scopus ID: 56394665400

Dr. Nurul Huda
Associate Professor
Faculty of Food Science and Nutrition,
Universiti Malaysia Sabah,
Sabah, Malaysia.
Email: drnurulhuda@yahoo.com
Scopus ID: 6701695514

Prof. Dr. Harun AKSU
Faculty of Veterinary Faculty
Food Hygiene and Technology
Department, Istanbul University,
Avclar-Istanbul, Turkey.
Email: h.aksu@istanbul.edu.tr
Scopus ID: 56235721300

Dr. Norazmir Md Nor
Senior Lecturer
Faculty of Health Sciences, Universiti
Teknologi,
Selangor, Malaysia.
Email: azmir2790@gmail.com
Scopus ID: 54417702600

Dr. Prasad S. Variyar
Professor, Homi Bhabha National Institute
Scientific Officer (H) & Head,
Food Flavor and Aroma Chemistry Section
Food Technology Division
Bhabha Atomic Research centre
Mumbai, Maharashtra, India.
Email: prasadpsv@rediffmail.com
Scopus ID: 6603637229

Prof Quazi Syed Zahir Uddin
Director Research & Development
Associate Dean (Global Health)
Professor, Community Medicine
J N Medical College, Datta Meghe Institute
of Medical Sciences

Faculty of Food Technology,
University of Osijek,
Osijek, Croatia.
Email: kmastanj@ptfos.hr
Scopus ID: 26655948300

Prof. Gabriel O. Adegoke
Department of Food Technology,
University of Ibadan, Ibadan.
Nigeria.
Email: goadegoke@hotmail.com
Scopus ID: 7003766493

Prof. Jiwan S. Sidhu
Director,
Department of Food Science and Nutrition,
College of Life Sciences,
Kuwait University,
Safat, Kuwait.
Email: dr.jiwan.sidhu@gmail.com
Scopus ID: 7004614004

Dr Jose Manuel Lorenzo Rodriguez
Head of Research
Department of Food Science and
Technology, Centro Tecnológico de la Carne
de Galicia, Parque Tecnológico de Galicia,
Spain.
Email: jmlorenzo@ceteca.net
Scopus ID: 57195195602

Prof. Chungpeng Wan
Jiangxi Key Laboratory for Postharvest
Technology and Nondestructive Testing of
Fruits & Vegetables,
Jiangxi Agricultural University
China
Email: chungpengwan@jxau.edu.cn
Scopus ID: 36731790300

B.N. Dar
UGC Research Awardee
Assistant Professor
Department of Food Technology
Islamic University of Science & Technology,
Jammu & Kashmir, India.
Email: darnabi@gmail.com
Scopus ID: 56068490400

Dr. Nikhil Kumar Mahnot
Assistant Professor
Department of Food Technology
Rajiv Gandhi University (A central
University)
Itanagar, India.
Email: nikhil.mahnot@gmail.com
Scopus ID: 56254346400

Dr K. V Sunooj
Assistant professor and President AFST(I)
Department of Food Science & Technology,
Pondicherry University
Union territory of Pondicherry,
India.

Wardha, Maharashtra, India.
Email: zahirquazi@gmail.com
Scopus ID: 36337182700

Email: sunoojpufst786@gmail.com
Scopus ID: 25822810100

Links

[About](#)

[Archives](#)

[Article Processing Charges](#)

[Coming Issue](#)

[Contact](#)

[Current Issue](#)

[Order Print Issue](#)

[Reviewers-2021](#)

[Social Media](#)

[Submission](#)

Contact Us

Your Name (required)

Your Email (required)

Your Message

NWVG

Type the above text in box below (Case sensitive)

Compte the quiz
3+2=?

Send

Follow us on:



License



This work is licensed under a Creative Commons Attribution 4.0 International License.

Recent Articles

Study on Tea Consumption Behavior during the Covid-19 Pandemic and the Analysis of the Antioxidant Activity and Bioactive Compounds of Flavoring Ingredients of Tea

Glycaemic Indices of the Traditional Sago-based Snack and Staple Food in Sarawak, Malaysia

A Rapid Study for Proximal Composition and Sensory Evaluation of Eisenia Foetida Earthworm Meal as a Protein Source



Contact

Home » Contact

Owner / Publishing Director
Dr. Neelofar Iqbal
email: publisher@enviropublishers.com

For comments and suggestions please email the Co-editor in Chief :
Dr. Shih-Min Hsia
bryanhsia@tmu.edu.tw

For complaints:
complaints@enviropublishers.com

For manuscript submission and inquiries:
info@foodandnutritionjournal.org

Editorial Office Address:
Enviro Research Publishers,
14 Green House, Prince Colony,
Shahjahanabad, Bhopal-462 001,
Madhya Pradesh, India
WhatsApp no: +91-9826093932

[Home](#) [About](#) [Current Issue](#) [Coming Issue](#) [Archives](#) [Submission](#) [Contact](#)

ISSN: 2347-467X, Online ISSN: 2322-0007

Scopus Journal Metrics

CiteScore 2021: 1.7

CiteScore Details

SJR 2021



This journal is a member of, and subscribes to the principles of, the Committee on Publication Ethics (COPE)

Journal is Indexed in:

CABELLS

SCHOLARLY ANALYTICS

Cabells Whitelist

Follow us on:



[Submit Manuscript Online](#)

[Join our team of Reviewers](#)

[Journal is indexed in...](#)

Most Popular Articles

Low Alkaline Phosphatase (ALP) In Adult Population an...

(214,610)

Colostrum - its Composition, Benefits as a...

(132,577)

Importance of Exclusive Breastfeeding and Complementary...

(118,215)

Processing and Nutritional Composition of Rice Bran

(46,314)

Processing and Nutritive Value of Mango Seed Kernel Flour

(43,492)

Links

- [About](#)
- [Archives](#)
- [Article Processing Charges](#)
- [Coming Issue](#)
- [Contact](#)
- [Current Issue](#)
- [Order Print Issue](#)
- [Reviewers-2021](#)
- [Social Media](#)
- [Submission](#)

Contact Us

Your Name (required)

Your Email (required)

Your Message

QXJ U

Type the above text in box below (Case sensitive)

Compte the quiz

3+2=?

Send

Follow us on:



License



This work is licensed under a Creative Commons Attribution 4.0 International License.

Recent Articles

Study on Tea Consumption Behavior during the Covid-19 Pandemic and the Analysis of the Antioxidant Activity and Bioactive Compounds of Flavoring Ingredients of Tea

Glycaemic Indices of the Traditional Sago-based Snack and Staple Food in Sarawak, Malaysia

A Rapid Study for Proximal Composition and Sensory Evaluation of Eisenia Foetida Earthworm Meal as a Protein Source



Current Issue

Home » Current Issue

Home About Current Issue Coming Issue Archives Submission Contact

ISSN: 2347-467X, Online ISSN: 2322-0007



April 2023 Volume 11 | Number 1

Page numbers: 01 - 455

Journal allows immediate open access to content in HTML + PDF

Scopus Journal Metrics

CiteScore 2021: 1.7

CiteScore Details

SJR 2021



This journal is a member of, and subscribes to the principles of, the Committee on Publication Ethics (COPE)

Journal is Indexed in:
CABELLS
SCHOLARLY ANALYTICS

Cabells Whitelist

Follow us on:



[Submit Manuscript Online](#)

[Join our team of Reviewers](#)

[Journal is indexed in...](#)

Review Articles

Starch Nanocrystal and its Food Packaging Applications

Pages : 01-21

S. A. O. Adeyeye¹, A. Surendra Babu^{1,2*}, Guruprasath N¹, P. Sankar Ganesh¹

[[HTML Full Text](#)] [[Abstract](#)] [[PDF](#)] [[XML](#)]

DOI : <https://dx.doi.org/10.12944/CRNFSJ.11.1.1>



[Views](#): 113 [PDF Downloads](#): 7

The Impact of COVID-19 Pandemic on Food and Nutrition Security and Dietary Habits among Syrian Refugees in Camps: A General Review

Pages : 22-36

Thana Y. ALjaraedah¹ [id](#), Hamed R. Takturi² [id](#) and Reema F. Tayyem³ [id](#)

[[HTML Full Text](#)] [[Abstract](#)] [[PDF](#)] [[XML](#)]

DOI : <https://dx.doi.org/10.12944/CRNFSJ.11.1.2>



[Views](#): 204 [PDF Downloads](#): 4

Vitamin D on COVID-19 Patients During The Pandemic, 2022. A systematic Review and Meta-Analysis

Most Popular Articles

Low Alkaline Phosphatase (ALP) In Adult Population an...

(214,668)

Colostrum - its Composition, Benefits as a...

(132,594)

Importance of Exclusive Breastfeeding and Complementary...

(118,251)

Processing and Nutritional Composition of Rice Bran

(46,319)

Processing and Nutritive Value of Mango Seed Kernel Flour

(43,500)

Pages : 37-60

Moamen Mostafa Asla¹ , Asmaa Ahmed Nawar¹ , Esraa Elsayed² , Ramadan Abdelmoez Farahat⁵ , Ayah Abdulgadir⁶ , Mostafa Abdullah Alsharabasy¹ , Israa Mohamed Elshahawy⁷  and Samar A. Amer^{2,3,4*} 

[HTML Full Text] [Abstract] [PDF] [XML]

DOI : <https://dx.doi.org/10.12944/CRNFSJ.11.1.3>



 Views: 152  PDF Downloads: 5

Research Articles

A Bibliometric Framework for Quantifying Research on Kimchi, a Staple Korean Dish

Pages : 61-76

Raghavendra G , Nitish Domadhar, Jyothi Mallya  and Manish T. K 

[HTML Full Text] [Abstract] [PDF] [XML]

DOI : <https://dx.doi.org/10.12944/CRNFSJ.11.1.4>



 Views: 145  PDF Downloads: 5

Valorization and Chemical Constituents Assessments of Khalas Dates Fruit, Syrup and Pits

Pages : 77-87

Salah Mohammed Aleid^{1,2}  and Jamal Saleh Haddadin^{2*} 

[HTML Full Text] [Abstract] [PDF] [XML]

DOI : <https://dx.doi.org/10.12944/CRNFSJ.11.1.5>



 Views: 434  PDF Downloads: 7

Quality of White-Brined Nabulsi Cheese Made with Different Proportions of Sheep's and Cows' Milk

Pages : 88-110

Khaled Abu-Alruz 

[HTML Full Text] [Abstract] [PDF] [XML]




DOI : <https://dx.doi.org/10.12944/CRNFSJ.11.1.6>



 Views: 244  PDF Downloads: 7

Method Optimization for Quantification of GABA and Isoflavone Aglycones in Germinated Soybean

Pages : 111-126

Dinh T Tran^{1*} , Huyen Thi Wu¹ , Daylan A. Tzompa-Sosa² , Thuy Anh Thi Nguyen¹  and Koen Dewettinck² 

[HTML Full Text] [Abstract] [PDF] [XML]

DOI : <https://dx.doi.org/10.12944/CRNFSJ.11.1.7>



Views: 69 PDF Downloads: 5

Sappan Heartwood (*Caesalpinia sappan* L.) Extract as a Natural Antimicrobial Used in Beetroot Juice by Accelerated Solvent Extraction

Pages : 127-140

Rattana Muangrat^{1, 3*} and Yaowares Thipsuwan²

[HTML Full Text] [Abstract] [PDF] [XML]

DOI : <https://dx.doi.org/10.12944/CRNFSJ.11.1.8>



Views: 165 PDF Downloads: 2

Eating Habits and Diet Diversity of Saudi Arabia Residents during the COVID-19 Locked-down

Pages : 141-152

Abeer S. Alzaben¹ , Alaa A. Al-Masud² , Reham M. Gaid² , Elham F. Almahmoud² ,
Abdullah F. Alghannam² , Arwa S. Althai² , Shaima A. Alothman^{2*}

[HTML Full Text] [Abstract] [PDF] [XML]

DOI : <https://dx.doi.org/10.12944/CRNFSJ.11.1.9>



Views: 108 PDF Downloads: 3

Nutritional and Functional Quality of Mustard and Coriander Greens at Different Phases of Development

Pages : 153-163

Manika Das^{*} and Arunima Dhar

[HTML Full Text] [Abstract] [PDF] [XML]

DOI : <https://dx.doi.org/10.12944/CRNFSJ.11.1.10>



Views: 322 PDF Downloads: 2

Using Sweet Lupine powder as a healthy supplement for the Production of Functional Chicken Burger in Jordan

Pages : 164-173

Sati Y Al-Dalain¹ ; Moawiya A. Haddad^{2*} and Samer Y. Alqaraleh³

[HTML Full Text] [Abstract] [PDF] [XML]

DOI : <https://dx.doi.org/10.12944/CRNFSJ.11.1.11>



Views: 291 PDF Downloads: 3

Quality Evaluation of Virgin Coconut Oil Produced with Enzymatic Extraction Using Coated Crude Papain

Pages : 174-186

Amran Laga , Februadi Bastian , Musdalifa Musdalifa , Muhpidah Muhpidah and Muspirah Djala^t

[HTML Full Text] [Abstract] [PDF] [XML]

DOI : <https://dx.doi.org/10.12944/CRNFSJ.11.1.12>



Views: 208 PDF Downloads: 3

Prenatal Developmental Oral Toxicity Evaluation of Defatted Fenugreek Seed Flakes (Fenuflakes™) in Laboratory Rats

Pages : 187-198

Prasad Arvind Thakurdesai¹ , Pallavi Onkar Deshpande^{1*} , Rohini Revansiddappa Pujari² , Shailesh Anil Gumaste³ and Mukul Prabhakar Pore³

[HTML Full Text] [Abstract] [PDF] [XML]

DOI : <https://dx.doi.org/10.12944/CRNFSJ.11.1.13>



Views: 184 PDF Downloads: 3

Extraction of Faloak Stem Bark (Sterculia quadrifida R. Br) using Microwave-Assisted Extraction Method and LC-HRMS Profiling of the Extract

Pages : 199-209

Erryana Martati^{1,2*} , Vianney Evika Jemadu² and Ahmad Zaki Mubarak^{1,2}

[HTML Full Text] [Abstract] [PDF] [XML]

DOI : <https://dx.doi.org/10.12944/CRNFSJ.11.1.14>



Views: 79 PDF Downloads: 2

Effect of Health-Related Behavior and Nutrition Intake on the Blood Lipids Levels

Pages : 210-222

Joo-Eun Lee^{*}

[HTML Full Text] [Abstract] [PDF] [XML]

DOI : <https://dx.doi.org/10.12944/CRNFSJ.11.1.15>



Views: 241 PDF Downloads: 4

Covid-19 Era in the Coastal Areas: The Cookies Formulation Gonad of Diadema setosum and its Impacts on Malnutrition During Infection

Pages : 223-230

Wa Ode Salma^{1*} , Adryan Fristiohady² , I Made Christian Binekada³, La Ode Alifariki³ , La Ode Muhammad Yasir Haya⁴

[HTML Full Text] [Abstract] [PDF] [XML]

DOI : <https://dx.doi.org/10.12944/CRNFSJ.11.1.16>



Views: 62 PDF Downloads: 3

Effect of Adding Propolis on Quality Standards of Raw Milk and Yoghurt

Pages : 231-245

Walaa Mohamed Elkassas^{1*} , Shereen Abdelfattah Yassin¹ , and Dina Mohammed Taksira² 

[HTML Full Text] [Abstract] [PDF] [XML]

DOI : <https://dx.doi.org/10.12944/CRNFSJ.11.1.17>



 Views: 95  PDF Downloads: 3

Physicochemical Properties, Phenolic, Flavonoid Contents and Antioxidant Potential of Stingless Bee (*Heterotrigona Itama*) Honey from Thailand

Pages : 246-257

Kanyanat Wongsa¹ , Thitipan Meemongkolkiat² , Orawan Duangphakdee³ , Sehanat Prasongsuk⁴ , and Atsalek Rattanawanee^{1*} 

[HTML Full Text] [Abstract] [PDF] [XML]

DOI : <https://dx.doi.org/10.12944/CRNFSJ.11.1.18>



 Views: 84  PDF Downloads: 2

Essential Amino Acids and Nutrients Found in Tender Bamboo Shoots and Products Available in Arunachal Pradesh, India

Pages : 258-266

Sadananda Chingangbam^{1*} , Lalbihari Singha² , and Om Prakash Tripathi³

[HTML Full Text] [Abstract] [PDF] [XML]

DOI : <https://dx.doi.org/10.12944/CRNFSJ.11.1.19>



 Views: 181  PDF Downloads: 3

Ice Cream Consumption Preferences in Sullana, Peru

Pages : 267-275

Luz Arelis Moreno-Quispe^{1*} , Luis Alfredo Espinoza-Espinoza² , Enrique Alonso Mauricio-Sandoval² , Mirtha Susana Anaya Palacios² , Edwin Jorge Vega Portalatino³ 

[HTML Full Text] [Abstract] [PDF] [XML]

DOI : <https://dx.doi.org/10.12944/CRNFSJ.11.1.20>



 Views: 271  PDF Downloads: 3

The Effect of Hot Water Extract of *Pluchea indica* Leaf Powder on the Physical, Chemical and Sensory Properties of Wet Noodles

Pages : 276-293

Paini Sri Widyawati , Laurensia Maria Yulian D D , Adrianus Rulianto Utomo , Paulina Evelyn Amannuela Salim, Diyan Eka Martalia, David Agus Setiawan Wibisono and Syllvia Santalova Santoso

[HTML Full Text] [Abstract] [PDF] [XML]




DOI : <https://dx.doi.org/10.12944/CRNFSJ.11.1.21>



 Views: 70  PDF Downloads: 7

Effect of Protein Concentrates and Isolates on the Rheological, Structural, Thermal and Sensory Properties of Ice Cream

Pages : 294-306

Antonina Anatolievna Tvorogova¹ , Igor Alexeyevich Gurskiy^{1*} , Tatyana Vladimirovna Shobanova¹ , Igor Timofeyevich Smykov² 

[HTML Full Text] [Abstract] [PDF] [XML]

DOI : <https://dx.doi.org/10.12944/CRNFSJ.11.1.22>



 Views: 193  PDF Downloads: 4

Nutritional Strategies for Treating Iron Malnutrition: Implications on Nutrikinetic Approaches

Pages : 307-319

Bhadram Kalyan Chekraverthy¹ , Harshita Arun Pardhe¹ , Ammu V.V.V Ravi Kiran² Krishnaveni Nagappan^{1*} 

[HTML Full Text] [Abstract] [PDF] [XML]

DOI : <https://dx.doi.org/10.12944/CRNFSJ.11.1.23>



 Views: 204  PDF Downloads: 3

The Impact of Formalin on Postharvest Quality, Shelf Life, and Nutritive Properties of Carrot, Papaya, Plum, Apple Plum, and Guava

Pages : 320-338

Md. Sajib Al Reza , Sudipto Das Shuvo , Md. Ashiqur Rahman, Rebeka Sultana , Lamyeya Afrose Bashi , Mowsumi Khalko , Md Zainul Abedin , Luthfunnesa Bari 

[HTML Full Text] [Abstract] [PDF] [XML]

DOI : <https://dx.doi.org/10.12944/CRNFSJ.11.1.24>



 Views: 720  PDF Downloads: 40

Study of the Physicochemical Characteristics of Different Strawberries Consumed in Morocco

Pages : 339-350

Hasnaa Sadik¹ , Chadia Ouazzani^{1*} , Abdellah Moustaghfir^{1,2} , Azzeddine Er-Ramty² , Samira El Ghammarti¹ , Asmae Touzani¹ , Abdallah Dami¹ and Lhoussine Ballouch¹

[HTML Full Text] [Abstract] [PDF] [XML]






DOI : <https://dx.doi.org/10.12944/CRNFSJ.11.1.25>



 Views: 169  PDF Downloads: 13

Formulation of Fruit-Based Probiotic Drink from Snake Fruit (Salacca zalacca) and Lactiplantibacillus plantarum subsp. plantarum Dad-13

Pages : 351-359

Achmad Nur Syawal Alwi¹ , Endang Sutriswati Rahayu^{1,2,3} , Tyas Utami^{1,2,3} , Rini Yanti¹  and Dian Anggraini Suroto^{1,2,3*} 

[HTML Full Text] [Abstract] [PDF] [XML]

DOI : <https://dx.doi.org/10.12944/CRNFSJ.11.1.26>



Views: 22 PDF Downloads: 3

Polyphenol and Fatty Acid Content of *Celtis tournefortii* Lam and *Prosopis farcta* in Mazne Subdistrict, Kurdistan region of Iraq

Pages : 360-375

Samiaa J. Abdulwahid-Kurdi*

[HTML Full Text] [Abstract] [PDF] [XML]

DOI : <https://dx.doi.org/10.12944/CRNFSJ.11.1.27>



Views: 106 PDF Downloads: 3

Bioaccessibility of Antioxidant Capacity of Wedang Uwuh a Traditional Indonesian Beverage by In Vitro Gastrointestinal Digestion

Pages : 376-388

Ika Nuriyana Fauziah* , Endang Prangdimurti and Nurheni Sri Palupi

[HTML Full Text] [Abstract] [PDF] [XML]

DOI : <https://dx.doi.org/10.12944/CRNFSJ.11.1.28>



Views: 127 PDF Downloads: 2

Ethanollic Extract of Black Rice 'Sembada Hitam' Bran Protects the Cytotoxic Effect of H₂O₂ on NIH3T3 Cells.

Pages : 389-400

Galuh Oktavya¹ , Yekti Asih Purwestri² , Hendry T. S. G. Saragih³ , Ardaning Nuriliani⁴

[HTML Full Text] [Abstract] [PDF] [XML]

DOI : <https://dx.doi.org/10.12944/CRNFSJ.11.1.29>



Views: 492 PDF Downloads: 4

Effect of Propolis as a Preservative Applied to Alpaca (*Vicugna Pacos*) Meat Hamburger, Huancavelica, Peru

Pages : 401-411

Alfonso Ruiz Rodriguez¹ , Franklin Ore Areche^{1*} , Oliver Taype Landeo¹ , Olga Vicentina Pacovilca-Alejo¹ , Cesar Cipriano Zea Montesinos¹ , Rafael Julian Malpartida Yapias² , Jeny Yanet Marquez Sulca¹ , Tania Jakeline Choque Rivera³ , Denis Dante Corilla Flores¹ , Flor Beatriz Lizárraga Gamarra¹ , Olivia Magaly Luque Vilca³ , Jimmy Pablo Echevarría Victorio² , Becquer Frauberth Camayo-Lapa⁴ , Cecilia Yanett Reategui Valladolid⁵ , Russbelt Yaulilhua-Huacho¹ and Sami Ullah⁶

[HTML Full Text] [Abstract] [PDF] [XML]

DOI : <https://dx.doi.org/10.12944/CRNFSJ.11.1.30>



Views: 259 PDF Downloads: 7

A Rapid Study for Proximal Composition and Sensory Evaluation of Eisenia Foetida Earthworm Meal as a Protein Source

Pages : 412-421

Asenat Abigail Garcia-Solis* 

[[HTML Full Text](#)] [[Abstract](#)] [[PDF](#)] [[XML](#)]

DOI : <https://dx.doi.org/10.12944/CRNFSJ.11.1.31>



 Views: 265  PDF Downloads: 3

Glycaemic Indices of the Traditional Sago-based Snack and Staple Food in Sarawak, Malaysia

Pages : 422-433

Sal Hazreen Bugam*  and Efyza Hashim 

[[HTML Full Text](#)] [[Abstract](#)] [[PDF](#)] [[XML](#)]

DOI : <https://dx.doi.org/10.12944/CRNFSJ.11.1.32>



 Views: 133  PDF Downloads: 5

Study on Tea Consumption Behavior during the Covid-19 Pandemic and the Analysis of the Antioxidant Activity and Bioactive Compounds of Flavoring Ingredients of Tea

Pages : 434-444

Md. Zakir Hossain^{1,2} , Farhana Easmin¹ , Sakirul Islam Bhuiyan¹ , Md. Abdul Alim¹ , Shamoli Akter¹ , Md. Jahangir Alam^{1*} , Md. Nannur Rahman¹  and Md. Azizul Haque¹ 

[[HTML Full Text](#)] [[Abstract](#)] [[PDF](#)] [[XML](#)]

DOI : <https://dx.doi.org/10.12944/CRNFSJ.11.1.33>



 Views: 503  PDF Downloads: 42

Strengthening Food Security Reduces the Anemic Status of Pregnant Women in the Coastal Area of Central Tapanuli

Pages : 445-455

Etti Sudaryati^{1*} , Fikarwin Zuska²  and Herta Masthalina³ 

[[HTML Full Text](#)] [[Abstract](#)] [[PDF](#)] [[XML](#)]

DOI : <https://dx.doi.org/10.12944/CRNFSJ.11.1.34>



 Views: 17  PDF Downloads: 10

Links

- [About](#)
- [Archives](#)
- [Article Processing Charges](#)
- [Coming Issue](#)
- [Contact](#)
- [Current Issue](#)
- [Order Print Issue](#)
- [Reviewers-2021](#)
- [Social Media](#)
- [Submission](#)

Contact Us

Your Name (required)

Your Email (required)

Your Message

L A H A

Type the above text in box below (Case sensitive)

Compte the quiz
2+2=?

Send

Follow us on:



License



This work is licensed under a Creative Commons Attribution 4.0 International License.

Recent Articles

Strengthening Food Security Reduces the Anemic Status of Pregnant Women in the Coastal Area of Central Tapanuli

Study on Tea Consumption Behavior during the Covid-19 Pandemic and the Analysis of the Antioxidant Activity and Bioactive Compounds of Flavoring Ingredients of Tea

Glycaemic Indices of the Traditional Sago-based Snack and Staple Food in Sarawak, Malaysia



Home » The Effect of Hot Water Extract of *Pluchea indica* Leaf Powder on the Physical, Chemical and Sensory Properties of Wet Noodles

The Effect of Hot Water Extract of *Pluchea indica* Leaf Powder on the Physical, Chemical and Sensory Properties of Wet Noodles

Paini Sri Widyawati , Laurensia Maria Yulian D D , Adrianus Rulianto Utomo , Paulina Evelyn Amannuela Salim, Diyan Eka Martalia, David Agus Setiawan Wibisono and Syllvia Santalova Santoso

Food Technology Study Program, Faculty of Agricultural Technology, Widya Mandala Catholic University of Surabaya.

Corresponding Author E-mail: paini@ukwms.ac.id

DOI : <https://dx.doi.org/10.12944/CRNFSJ.11.1.21>

Article Publishing History

Received: 11 Feb 2023

Accepted: 14 Apr 2023

Published Online: 19 Apr 2023

Plagiarism Check: Yes

Reviewed by: Mounita

Second Review by: Eric Chan 

Final Approval by: Dr. Ardiansyah

Article Metrics

 Views: 70

 PDF Downloads: 7

Abstract:

Powdered *Pluchea indica* Less leaves have been utilized as herbal tea, brewing of pluchea tea in hot water has antioxidant and antidiabetic activities, because of phytochemical compound content, namely tannins, alkaloids, phenol hydroquinone, phenolics, cardiac glycosides, flavonoids, and sterols. Using of this extract on food, such as jelly drinks, buns, and soymilk can increase functional values and influence physic, chemical, and sensory characteristics of food. The study was carried out to assess the effect of various concentration of pluchea tea on the physical, chemical and sensory properties of wet noodles. A one-factor randomized design was applied with pluchea tea at concentrations of 0, 5, 10, 15, 20, 25 and 30% (w/v). Physical properties analyzed included water content, swelling index, cooking loss, color and texture. Chemical properties measured were bioactive contents of total phenolic content, total flavonoid content, and antioxidant ability to scavenge DPPH free radicals and to reduce iron ions. Sensory properties determined were taste, texture, color, aroma and overall acceptance. The addition of various concentrations of extract offers significantly effects on parameters of physical, chemical and sensory properties of noodles, except color (redness, chroma and hue), cooking loss, water content, swelling index and aroma. Using of 10% (w/v) of pluchea tea resulted in the best sensory properties such as color, aroma, taste, texture, and overall acceptance with the scores of 5.62 (slightly like), 5.45 (slightly like), 5.46 (somewhat like), 6.53 (like), and 6.53 (like), respectively. Generally, the study concluded that wet noodles can be made by adding pluchea tea at 10% (w/v). Dried samples TPC, TFC, DPPH free radical scavenging and iron ion reducing power were 82.84 mg GAE/kg, 62.44 mg CE/kg, 130.68 mg GAE/kg and 51.33 mg GAE/kg, respectively.

Keywords:

Chemical; physical; *Pluchea indica* Less; sensory; wet noodles



Download this article as:

Copy the following to cite this article:

Widyawati P. S., Yulian D. D. L. M., Utomo A. R., Salim P. E. A.; Martalia D. E., Wibisono D. A. S., Santoso S. S. The Effect of Hot Water Extract of *Pluchea indica* Leaf Powder on the Physical, Chemical and Sensory Properties of Wet Noodles. *Curr Res Nutr Food Sci* 2023; 11(1). doi : <http://dx.doi.org/10.12944/CRNFSJ.11.1.21>

Copy the following to cite this URL:

Widyawati P. S., Yulian D. D. L. M., Utomo A. R., Salim P. E. A.; Martalia D. E., Wibisono D. A. S., Santoso S. S. The Effect of Hot Water Extract of *Pluchea indica* Leaf Powder on the Physical,

Scopus Journal Metrics

CiteScore 2021: 1.7

CiteScore Details

SJR 2021



This journal is a member of, and subscribes to the principles of, the Committee on Publication Ethics (COPE)

Journal is Indexed in:
CABELLS

SCHOLARLY ANALYTICS

Cabells Whitelist

Follow us on:



[Submit Manuscript Online](#)

[Join our team of Reviewers](#)

[Journal is indexed in...](#)

Most Popular Articles

Low Alkaline Phosphatase (ALP) In Adult Population an...

(214,668)

Colostrum - its Composition, Benefits as a...

(132,594)

Importance of Exclusive Breastfeeding and Complementary...

(118,251)

Processing and Nutritional Composition of Rice Bran

(46,319)

Processing and Nutritive Value of Mango Seed Kernel Flour

(43,500)

Chemical and Sensory Properties of Wet Noodles. *Curr Res Nutr Food Sci* 2023; 11(1). Available from: <https://bit.ly/3Lbkzar>

Introduction

Pluchea indica Less is an herb plant including *Asteraceae* family usually used by people as traditional medicine and food^{1,2}. The potency of pluchea leaves is related to phytochemical compounds, such as tannins, flavonoids, polyphenols, essential oils, sterols, phenol hydroquinone, alkaloid, lignans and saponins^{2,3,4,5}. Chan et al.¹ also reported that Furthermore, pluchea leaves also contain nutritive value, i.e., protein 1.79 g/100 g, fat 0.49 g/100 g, insoluble dietary fiber 0.89 g/100 g, soluble dietary fiber 0.45 g/100 g, carbohydrate 8.65 g/100 g, calcium 251 mg/100 g, b-carotene 1.225 mg/100 g⁶.

Pluchea tea brewed from pluchea leaves has been proven to exhibit antioxidant activity^{6,7,8}, anti-diabetic activity⁹, anti-inflammatory activity⁷, anti-human LDL oxidation activity¹⁰. Previous research uses pluchea leaf powder to make several food products to increase functional values, i.e., jelly drink¹¹, soy milk¹² and steamed bun¹³. Using 1% (w/v) pluchea leaf powder can improve the physicochemical properties of jelly drink and increase panelists' acceptance of the product¹¹. Soy milk with the addition of pluchea leaves increases the viscosity and total dissolved solids and decreases the panelist acceptance rate¹². The addition of 6% (w/v) brewing from pluchea leaf powder on steamed bun is the best treatment with the lowest level of hardness¹³. Previous research has proven that the addition of pluchea leaves can increase the bioactive compound contents based on total phenol and total flavonoids, as well as increase the antioxidant activity based on ferric reducing power and ability to scavenge DPPH free radicals.

To the best of our knowledge, the study of the addition of pluchea tea in making wet noodles from wheat flour has not been conducted, as well as its impact on physicochemical and sensory characteristics of the noodles. Noodles are a popular food product that is widely consumed in the world. Indonesia is one of the countries with the largest noodle consumption after China¹⁴. Wet noodles usually contain lower protein and higher carbohydrate¹⁵ than that of egg wet noodles as an alternative to wet noodles, which contain higher protein, and the second popular food in ASEAN regions including Thailand, Vietnam, Laos, Myanmar, Malaysia, Singapore and Indonesia¹⁶. The addition of other ingredients has been endeavored to enhance wet noodles' specific properties. Many researchers incorporated plant extracts or natural products to increase functional properties of wet noodles, such as red spinach¹⁷, green tea^{18,19}, purple sweet potato leaves²⁰, moringa leaves²¹, sea weed²², ash of rice straw, turmeric extract²³, and betel leaf extract²⁴ that influenced the physical, chemical, and organoleptic properties of the wet noodles. The anthocyanin of red spinach ethanolic extract increases the hedonic score of wet noodles' flavor¹⁷. The addition of green tea improves the stability, elastic modulus and viscosity, retrogradation and cooking loss with, no significant effect on mouth-feel and overall acceptance from panelist on the produced wet noodles¹⁸. Moreover, the addition of sweet potatoes leaf extract on wet noodles increases moisture content, protein value and ash concentration, and improves hedonic score of texture²⁰. Moringa extract influences protein content and decreases panelist acceptance of color, aroma and taste of wet noodles²¹. The use of seaweed to produce wet noodles influences moisture content, swelling index, absorption ability, elongation value and color²². The addition of ash from rice straw and turmeric extract influences the elasticity and sensory characteristics (color, taste, aroma and texture) of wet noodles²³. Betel leaf extract used to make Hokkien (with dark soya source) noodles improves texture and acceptance score of all sensory attributes²⁴.

Bioactive compounds and nutritive values of pluchea leaf can be an alternative ingredient to improve quality and sensory from wet noodles. The use of hot water extract from powdered pluchea leaves can serve as an antioxidant source in wet noodles and increase the functional value. This study was undertaken to assess the effect of various concentration of pluchea tea on the physical, chemical and sensory properties of wet noodles.

Materials and Methods

Preparation of Hot Water Extract from Pluchea Leaf Powder

Young pluchea leaves (1-6) (Figure 1) were picked from the shoots, sorted and washed. The selected leaves were dried at ambient temperature for 7 days to yield moisture content of 10.00 ± 0.04% dry base²⁵. Dried pluchea leaves were powdered to the size of 45 mesh and sterilized at

120°C for 10 min by drying in oven (Binder, Merck KGaA, Darmstadt, Germany) and packed in tea bag for about 2 g/tea bag. *Pluchea* leaf powder in tea bags was extracted using hot water (95°C) for 5 min to get extract concentrations of 0, 5, 10, 15, 20, 25, and 30% (w/v), respectively (Table 1).

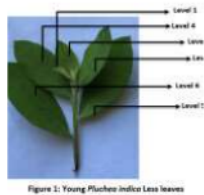


Figure 1: Young *Pluchea indica* Less leaves.

[Click here to view Figure](#)

Table 1: Information of hot water extract of pluchea tea.

Materials	Concentration of hot water extract of pluchea leaf tea (% w/v)						
	0	5	10	15	20	25	30
Pluchea leaf tea (g)	0	10	20	30	40	50	60
Hot water (mL)	200	200	200	200	200	200	200

Wet Noodles Processing

About 70 mL of hot extract from pluchea leaf powder with concentrations of 0, 5, 10, 15, 20, 25 and 30% (w/v) (Table 1) was manually mixed with egg, baking powder, salt and wheat flour for 5 min (Table 2). The mixture was kneaded to form a solid and homogenized dough using a mixer (Oxone Stand Mixer OX-855) for about 10-15 min. Furthermore, the dough was extruded to form noodle strands (Oxone Noodle Machine OX 355). The wet noodle strands were parboiled in boiled water about 3 min in 300 mL water and coated with oil to prevent the noodles from sticking to each other^{26, 27, 28}. Wet noodles made without any addition of hot water of pluchea leaf extract were prepared as control. Wet noodles used in bioactive compounds and antioxidant activity assay were not added with oil to prevent the noodles from sticking to one another. The final characteristics of wet noodles have width and thickness of 0.45 cm and 0.30 cm, respectively.

Table 2: Ingredients of pluchea wet noodles

Materials	Unit	Quantity
Wheat flourEggSalt	ggg	200404
Baking powder	g	2
Hot water extract	mL	70
Tapioca flour	g	10
TOTAL	g	326

Pluchea Wet Noodles Extraction

About 100 g of wet noodles were dried using a freeze-dryer at a pressure of 0.1 bar and temperature -60°C for 28 hours. Dried noodles were powdered using a chopper machine for 35 seconds. And then, 20 g of samples were mixed by 50 mL absolute methanol by a shaking water-bath at 35°C, 70 rpm for 1 hour. Filtrate was separated using Whatman filter paper grade 40 and residue was extracted again with the same procedure. The filtrate was collected and evaporated by rotary evaporator until getting 3 mL of extract (Buchi Rotary Evaporator; Buchi Shanghai Ltd, China) at 200 bars, 50°C for 60 min. The extract was kept at 0°C before further analysis.

Moisture Content Assay

Moisture or water content of wet noodles was determined by thermogravimetric method³⁰. The moisture content of wet noodles was determined by heating the samples in a drying oven (Binder, Merck KGaA, Darmstadt, Germany) and weighing the evaporated water content in the material.

Measurement of Swelling Index

The purpose of swelling index testing was to determine the capability of the noodles to swell during the boiling process¹⁶. The assay was done to determine the ability of wet noodles to

absorb water per unit of time or the time needed to fully cooked wet noodles. The amount of water absorbed by wet noodles was measured from the weight before and after boiling.

Determination of Cooking Loss

Cooking loss is one of the necessary quality parameters to establish the quality of wet noodles after boiling³¹. The cooking loss assay was done by measuring the quantity of solids that leached out of the noodles during the boiling process, e.g., starch. A large cooking loss value affects the texture of wet noodles, which is easy to break and less slippery.

Determination of Texture

The texture of *pluchea* wet noodles was measured based on hardness, adhesiveness, cohesiveness, elongation and elasticity. The texture was analyzed by TA-XT2 texture analyzer (Stable Micro System Co., Ltd., Surrey, UK) fitted with a 5 kg load cell equipped with the Texture Exponent 32 software V.4.0.5.0 (SMS). The hardness, adhesiveness and cohesiveness were analyzed with a compression assay using 2 mm s⁻¹ test speed and 75% strain. Five long noodle strands with the length of 4 cm for each strand were laid side by side, touching each other, perpendicular to the 35 mm compression cylinder probe on a flat aluminum base. The cylinder probe was arranged to be at 15 mm distance from the lower plate at the start of the compression test, and was pressed down through the noodle strips at the speed of 2 mm s⁻¹ until it touched the flat base to compress 75% of the noodle thickness, and was drawn back to at the end of the test. The profile curve was determined using a texture analyzer software.^{24,32} The hardness was determined as the maximum force per gram. The adhesiveness was evaluated when the probe was drawn at the end of the test, a negative area was obtained from the compression test under the curve. Cohesiveness was analyzed based on the ratio between the area under the first and the second peaks^{24,32,33}. The elongation and elasticity of the noodles were individually tested by putting one end into the lower roller arm slot and sufficiently winding the loosened arm to fasten the noodle end. Elongation was the maximum force to change of noodle form and break by extension that was analyzed by a test speed of 3.0 mm s⁻¹ between two rollers with a 100 mm distance. The elongation at breaking was calculated per gram. Elasticity was determined by formula (1)^{34,35}:

$$\text{Elasticity} = \frac{Fx lo}{Ax to v} \quad (1)$$

where F is the tensile strength, lo is the original length of the noodles between the limit arms (mm), A is the original cross-sectional area of the noodle (mm²), v is the rate of movement of the upper arm (mm/s), and t is break up time of the noodles (s). The measurement of texture was detected by the software and expressed as a graph.

Color Measurement

The color of the noodle sheets was determined by a colorimeter (Minolta CR 10, Minolta Co. Ltd., Osaka, Japan), and the CIE-Lab L*, a* and b* values were analyzed based on the method by Fadzil et al.³² The L* value measured the position on the white/black axis, the a* value as the position on the red/green axis, and the b* value as the position on the yellow/blue axis.

Analysis of Total Phenolic Content

The total phenolic content analysis was analyzed based on the reaction between phenolic compounds and Folin Ciocalteu (FC) reagent or phosphomolybdic acid and phosphotungstic acid. The FC reagent oxidizes phenolics (alkali salts) or phenolic-hydroxy groups to become a blue molybdenum-tungsten complex solution³⁶. The intensity of the blue color was detected by a UV-Vis spectrophotometer (Spectrophotometer UV-Vis 1800, Shimadzu, Japan) at λ 760 nm. In the analysis, 7.5% Na₂CO₃ solution was added to reach pH 10 that caused an electron transfer reaction (redox). The obtained data were expressed in mg of gallic acid equivalent (CE)/L sample.

Analysis of Total Flavonoid Content

The flavonoid content assay was done using the spectrophotometric method based on the reaction between flavonoids and AlCl₃ to form a yellow complex solution. In the presence of NaOH solution, a pink color is formed which can be detected by spectrophotometer (Spectrophotometer UV-Vis 1800, Shimadzu, Japan) at λ 510 nm^{36,37,38}. The obtained data were expressed in mg of catechin equivalent (CE)/L sample.

Analysis of DPPH Free Radical Scavenging Activity

The ability of antioxidant compounds to scavenge DPPH (2,2-diphenyl-1-picrylhydrazyl) free radicals can be used to evaluate antioxidant activity. The principle of the DPPH method is to measure the absorbance of compounds that can react with DPPH radicals. Antioxidant compounds can donate hydrogen atoms to DPPH radicals that caused the purple DPPH to be reduced to yellow⁴⁰. The color change was measured as an absorbance at 517 nm by spectrophotometer (Spectrophotometer UV Vis 1800, Shimadzu, Japan)⁴¹. The data were expressed in mg gallic acid equivalent (GAE)/L dried noodles sample.

Analysis of Iron Ion Reduction Power

This method identifies the capacity of antioxidant components using potassium ferricyanide, trichloroacetic acid and ferric chloride to produce color complexes that can be measured spectrophotometrically (Spectrophotometric UV-Vis 1800, Shimadzu, Japan) at 700 nm⁴². The principle of this testing is the ability antioxidants to reduce iron ions from $K_3Fe(CN)_6$ (Fe^{3+}) to $K_4Fe(CN)_6$ (Fe^{2+}). Then, potassium ferrocyanide reacts with $FeCl_3$ to form a $Fe_4[Fe(CN)_6]_3$ complex. The color change is from yellow to green⁴³. The final data were expressed in mg gallic acid equivalent (GAE)/L dried noodles.

Sensory Evaluation

The hedonic test of all samples of wet noodles involved 100 untrained panelists with an age range of 17 to 25 years old, because they are students in food technology department that who have received provision about hedonic food preference test. All panelist supplied informed consent before the examination. A hedonic test used in this research was the hedonic scoring method, where the panelists gave a preference score value of all samples²⁶. The hedonic scores were transformed to numeric scale and analyzed using statistical analysis⁴⁴. The numeric scale in the sensory analysis used a 9-point hedonic scale ranging from 1 (extremely disliked) to 9 (extremely liked). The panelists were asked to score according to their level of preference for texture, taste, color, flavor and overall acceptability. All the samples were blind coded with 3 digits which differed from each other⁴⁵.

Statistical Analysis

The research design used in the physicochemical assay was a randomized block design (RBD) with a single factor, i.e., differences in the concentration of the hot extract of pluchea leaf tea that consisted of seven levels, i.e., 0, 5, 10, 15, 20, 25 and 30% (w/v). Each treatment was repeated four times that obtained 28 experiment units. A completely randomized design (CRD) was used to evaluate sensory assay with 100 untrained panelists with an aged 17 to 25 years old.

The normal distribution and homogeneity data were stated as the mean \pm SD of the triplicate determinations and determined using ANOVA at $p \leq 5\%$ using SPSS 17.0 software (SPSS Inc., Chicago, IL, USA). Any significant effect of factors by ANOVA test was followed with the DMRT (Duncan Multiple Range Test) at $p \leq 5\%$ to determine treatment level that gave significant different results. The best treatment of pluchea extract addition on wet noodles was analyzed by a spider web graph.

Results and Discussion

Wet noodles added with hot extract of pluchea leaf powder were produced to increase the functional values of wet noodles. This is supported by previous studies related to the potential values of water extract of pluchea leaf that exhibits biological activities^{6,7,26}. In this research, the cooking quality was observed after cooking wet noodles in 300 mL water/100 g samples for 3 min in boiling water.

Cooking Quality

Cooking quality of wet noodles added with hot water extract from pluchea leaf powder at 0, 5, 10, 15, 20, 25 and 30% (w/v) was shown in Figure 2, Table 3 and Table 4. The addition of pluchea extract no significantly influenced the water content, cooking loss, swelling index, chroma, and hue of the produced wet noodles using statistical analysis by ANOVA at $p \leq 5\%$. Water content is one of the chemical properties of a food product determined shelf life of food products, because the water content measures the free and weakly bound water in foodstuffs^{46,47}. This study identified that the moisture content of the cooked wet noodles ranged between 64-67% wb. study showed that the water content of the cooked egg wet noodles was around 54-58% wb⁴⁷ and maximum of 65%²⁰. Chairuni et al.⁴⁶ stated that the boiling

process could cause a change in moisture content from about 35% to 52%. The Indonesian National Standard⁴⁸ stipulates that the moisture content of cooked wet noodles is a maximum of 65%. This means that only control noodles (without treatment) exhibited a moisture content similar to the previous information. The obtained data showed a trend that an extract addition caused an increase in the water content of wet noodles, but statistical analysis at $p \leq 5\%$ showed no significant difference. This phenomenon was in accordance with the experimental results of Juliana et al.⁴⁹ that the using of *spenochlea* leaf extract for making wet noodles, as well as Hasmawati et al.²⁰ that the sweet potato leaf extract increased the moisture of fresh noodles. The water content of *pluchea* wet noodles was expected by reaction between many components in the dough that impacted to the swelling index and cooking loss. Mualim et al.¹⁴, Bilina et al.²² and Setiyoko et al.³¹ reported that the presence of amino in protein and hydroxyl groups in amylose and amylopectin fractions in wheat flour as raw material for making dough determines the moisture content, swelling index and cooking loss of wet noodles. The contribution of glutenin and gliadin proteins in wheat flour to form gluten networks determines the capability of noodles to swell and retain water in the system. Gliadin acts as an adhesive that causes dough to be elastic, while glutenin makes the dough to be firm and able to withstand CO_2 gas thus, the dough can expand and form pores. Fadzil et al.³² found that thermal treatment during the boiling process results in the denaturation of gluten and causes a monomer of proteins to determine other reactions at the disulfide or sulfhydryl chain. The existence of phenolic compounds from *pluchea* extract also increased the capacity of noodles to absorb water and determined water mobility. Widyawati et al. confirmed that hydrophilic compounds of proteins, carbohydrates, and polyphenolic components determine water mobility due to their ability to bind with water molecules through hydrogen bonding. Tuhumury et al.⁵⁰ informed that gluten formation can inhibit water absorption by starch granules so that can prevent gelatinization. Therefore, the addition of phenolic compounds from the hot extract of *pluchea* leaf powder can inhibit the formation of gluten so that stimulates gelatinization of starch granules.



Figure 2: Wet noodles with hot water extract of *pluchea* leaf powder added at concentration

[Click here to view Figure](#)

Table 3: Color, moisture content, swelling index, and cooking loss of *pluchea* wet noodles.

Concentration of hot extract from <i>pluchea</i> leaf powder (% w/v)	Color					Moisture content(% wb)	Swelling index (%)	Cooking loss (%)
	L*	a*	b*	C	h			
0	67.14 ± 1.77 ^a	0.97±0.30	16.18±0.62 ^{ab}	16.20 ± 0.63	86.47 ± 1.04	63.90±1.51	56.22±17.36	3.40±1.31
5	59.49 ± 2.67 ^b	2.18±0.93	15.47±1.46 ^a	15.62 ± 1.53	82.12 ± 3.05	65.08±4.33	62.40± 4.71	3.33±1.26
10	58.95 ± 1.80 ^b	1.95±1.66	16.76±2.33 ^{abc}	17.08 ± 2.16	83.29 ± 5.37	64.97±3.89	61.50± 7.51	3.00±1.16
15	58.35 ± 2.24 ^b	1.69±1.48	19.72±3.50 ^c	19.77 ± 3.38	84.67 ± 4.64	65.56±2.18	63.09± 6.31	3.31±0.92
20	56.48 ± 2.40 ^b	1.97±1.24	19.09±2.97 ^{bc}	19.18 ± 2.90	83.62 ± 4.33	66.81±1.81	67.74± 5.91	4.06±0.51
25	59.07 ± 2.49 ^b	1.95±1.44	19.55±2.97 ^c	19.58 ± 2.90	83.83 ± 4.41	66.04±0.85	64.46±10.32	3.93±1.37

30	57.10 ± 2.06 ^b	2.09±1.51	18.08±4.94 ^{abc}	18.28 ± 4.84	82.49 ± 5.22	66.65±2.16	63.96± 5.31	4.23±1.34
----	---------------------------------	-----------	---------------------------	--------------------	--------------------	------------	----------------	-----------

Note the results were presented as SD of the means that were achieved by quadruplicate. Means with different superscripts (alphabets) in the same column are significantly different, $p \leq 5\%$

Table 4: Texture of pluchea wet noodles.

Concentration of hot extract from pluchea leaf powder (% w/v)	Texture of pluchea wet noodles				
	Hardness (N)	Adhesiveness (g sec)	Cohesiveness	Elongation (%)	Elasticity (Pa)
0	135.75±5.91 ^a	-2.67 ±0.30 ^d	0.65±0.01 ^a	86.89±0.90 ^a	25336.72±104.20 ^a
5	120.13±2.05 ^a	-3.36±0.60 ^{cd}	0.68±0.00 ^b	97.25±1.59 ^b	25898.27±760.94 ^b
10	134.85±1.77 ^a	-3.91±0.65 ^{bc}	0.74±0.00 ^c	162.10±1.49 ^c	25807.73±761.85 ^b
15	180.48±5.06 ^b	-4.91±0.47 ^b	0.74±0.01 ^c	164.74±0.60 ^c	26971.61±516.71 ^b
20	195.11±14.14 ^b	-4.95±1.26 ^{ab}	0.75±0.01 ^{cd}	221.60±1.55 ^d	27474.38±453.80 ^b
25	244.57±8.81 ^c	-6.03±0.29 ^a	0.75±0.00 ^{cd}	230.65±0.73 ^e	27367.05±287.48 ^b
30	282.79±28.31 ^d	-6.05±0.22 ^a	0.79±0.01 ^d	255.38±0.36 ^f	26687.52±449.19 ^b

Note: the results were presented as SD of the means that were achieved by quadruplicate. Means with different superscripts (alphabets) in the same column are significantly different, $p \leq 5\%$

As a result, the impact of increased the moisture content during boiling had an effect on the value of the swelling index and cooking loss of the wet noodles. Widyawati et al.²⁶ that the swelling index is the capability to trap water which is dependent on the chemical composition, particle size, and water content. Gull et al.⁵¹ further confirmed that the swelling index is an indicator to determine water absorption by starch and protein to make gelatinization and hydration. Setiyoko et al.³¹ explained that cooking loss is the mass of noodle solids that come out of the noodle strands for boiling. Gull et al.⁵¹ added that soluble starch and other soluble components leach out into the water during the cooking process, making the cooking water turned thicker. The moisture content results (64-67% wb) showed that the produced wet noodles exceeded the moisture content limit of wet noodles after cooking, which is between 54-58%⁴⁶, while the cooking loss value of wet noodles should not be more than 10%³¹. In this study, the cooking loss value was 3-4.2%. The cooking loss of samples during boiling noodles were caused the breaking of the bonding network that the polysaccharides are released and the gluten network breaks because of the addition of pluchea leaf extract. Widyawati et al.²⁶ supported that polyphenol can be bound with protein and starch with many non-covalent interactions, such as hydrogen bonding, electrostatic interaction, hydrophobic interaction, Van der Waal's interaction, and π - π stacking. This interaction can inhibit amylose and amylopectin from starch to undergo gelatinization and gliadin and glutenin from the protein of wheat flour to form gluten.

The swelling index value from this research was about 56-68%. Based on the previous research, the swelling index of egg wet noodles incorporated with angkung (*Basella alba* L.) fruit was around 51%⁵¹. This means that the addition of pluchea leaf extract in wet noodles also affects the ability of noodles to absorb water. Widyawati et al.²⁶ and Suriyaphan⁶ noted that bioactive compounds in hot water extract of pluchea leaf tea include 3-*O*-caffeoylquinic acid, 4-*O*-caffeoylquinic acid, 5-*O*-caffeoylquinic acid, 3,4-*O*-dicaffeoylquinic acid, 3,5-*O*-dicaffeoylquinic acid, 4,5-*O*-dicaffeoylquinic acid, chlorogenic acid, caffeic acid, quercetin, kaempferol, myricetin, total anthocyanins, β -carotene, and total carotenoids. The swelling index of pluchea wet noodles was higher than the addition of angkung fruit extract, due to the involvement of hydroxyl groups from extract in absorbing water, in inhibiting the formation of gluten and in increasing the ability of starch granules to absorb water so that the swelling index and cooking loss increased. Suriyaphan⁶ informed that hot extract of pluchea leaf tea contains 1.79 g/100 g protein, 8.65 g/100 g carbohydrate, and fiber (0.45 g/100 g soluble and 0.89 g/100 g insoluble), these compounds can involve in increasing the swelling index from pluchea wet noodles.

Color is one of the physical characteristics possessed by wet noodles that becomes a benchmark for consumer acceptance. This research found that the color of wet noodles was influenced by the addition of pluchea extract. The addition of pluchea leaf extract no significant affected the redness (a*), chroma (C), and hue ($^{\circ}$ h) of the wet noodles, but it influenced the yellowness (b*)

and lightness (L^*) values. Using of pluchea leaf powder brewing decreased the brightness of wet noodles significantly, as the concentration of the extract increased. This is related to the bioactive compounds of pluchea leaves, especially tannins, carotenoids, and flavonoids that cause the wet noodles to experience color changes. According to Widyawati et al.⁸ tannins are water-soluble compounds that can give a brown color. Suriyaphan⁶ and Widyawati et al.²⁶ also stated that Khlu tea from pluchea leaves contained β -carotene, total carotenoids, and total flavonoids of 1.70 ± 0.05 , 8.74 ± 0.34 , and $6.39 \text{ mg}/100 \text{ g}$ fresh weight, respectively. This pigment is a water-soluble pigment that gives a yellow color. Gull et al.⁵¹ stated that this pigment was easily changed in the paste sample due to the swelling and discoloration of the pigment during cooking.

Thus, the addition of hot water extract of pluchea leaf powder significantly reduced the brightness of wet noodles, because brown-colored noodles were produced as the concentrations of added pluchea leaf extract increased. However, increasing the concentration of this extract had no influence on the redness, hue, and chroma values in ANOVA at $p \leq 5\%$. The results showed that the redness value of wet noodles revolved from 0.97 ± 0.30 to 2.18 ± 0.93 , whereas the hue value of wet noodles ranged from 82.12 ± 3.05 to 86.47 ± 1.04 . Based on this value, the color of wet noodles is in the yellow to the red color range⁵³, thus the visible color of the wet noodle product was yellow to brown (Figure 2). Yellowness increased significantly with the addition of pluchea leaf extract and the value ranged from 16.18 ± 0.62 to 19.72 ± 3.50 . This was due to the availability of tannins and chlorophyll compounds from pluchea leaf extract. The chroma value of wet noodles was obtained within the range of 15.6 ± 1.5 to 19.8 ± 3.4 . This means that the brewing of pluchea leaf powder did not change the intensity of the brown color in the resulting wet noodles.

Texture analysis of pluchea wet noodles added with various concentrations of hot water extract from pluchea leaf powder was showed at Table 4, including hardness, adhesiveness, cohesiveness, elongation, and elasticity. Hardness is the maximum force given to a product until deformation^{54,55}. From the texture analyzer graph, hardness is measured from the highest height of the peak. The higher peak of graph shows the harder product³². Adhesiveness is force or tackiness that is required to pull the product from its surface, its value is obtained from the area between the first and second compressions^{56,57}. Adhesiveness values show negative value; the bigger negative value means the product is stickier. Cohesiveness or compactness is the ratio of the positive force area to the first and second compressions^{55,57}. This is an indication of the internal forces that make up the product⁵⁸. Elongation is the change in length of noodles when being exposed to a tensile force until the noodles break⁵⁹. Elasticity is the time required for the product to withstand the load until it breaks. The more elastic a product, the longer the holding time. The data showed that the higher concentration of pluchea leaf powder within the hot water extract caused a significant increase in the hardness, stickiness, compactness, elasticity, and elongation of the resulting wet noodles. Widyawati et al.²⁶ informed that the polyphenols contained in pluchea leaf extract can be weakly interacted either covalently or non-covalently (hydrogen bonds, van der Waals forces, and hydrophobic interactions) with starch and protein. Phenolic compounds can be dissolved in water because they have several hydroxyl groups that are polar. Amoako and Akiwa⁶⁰ and Zhu et al.⁶¹ also proven that polyphenolic compounds can be interacted with carbohydrates through the interaction of two hydrophobic and hydrophilic functional groups with amylose. Diez-Sánchez et al.⁶² stated that polyphenolic compounds can be reacted with amylose and protein helical structures and largely determined by molecular weight, conformational mobility, and flexibility, as well as by the relationship between hydrogen donor/acceptor groups in protein, amylose, and polyphenols. The interactions between polyphenolic compounds, amylose and amylopectin can affect the gelatinization process in the amylose helical structure and interfere with the interaction between gliadin, glutenin, and water to form gluten, so that the distance of the network that functions to trap water and gas decreases. This phenomenon is in line with the trend of moisture content, swelling index and cooking losses. As a result, the wet noodles' texture increased. Based on the high cooking loss ($> 98\%$) and swelling index (56.2 to 67.7%) data, it can be concluded that the interaction that occurs between the phenol group in pluchea leaf extract with amylose and protein was weak. The bioactive components of pluchea leaf extract are thought to affect the formation of disulfide cross-links (S-S) and turn into to form sulfhydryl groups (-SH) under the influence of heat. Ananingsih and Zhou⁶³ said that antioxidant compounds are a reducing agent that can have an impact on reducing S-S bonds and increasing the number of SH groups in the dough to produce a harder texture. According to Rahardjo et al.⁵⁶ phenolic compounds are hydroxyl compounds that influence the strength of the dough, where the higher the component of phenol compounds will weaken the gluten matrix and the dough thus becoming unstable. The instability of the dough can cause the texture to become hard.

Many researchers also find that tannins and phenols influence the networking S-S bond in the dough of wet noodles. Wang et al. showed that tannins increase the relative amount of large, medium polymers in the gluten protein network so as to improve the dough quality. Zhang et al.⁶⁵ claimed that these polymer compounds are the results of interactions or combinations of protein-tannin compounds that form bonds with the type of covalent, hydrogen, or ionic bonds. Rauf and Andini⁶⁶ also added that phenol compounds can reduce S-S bonds to SH bonds. SH is a type of thiol compound group, where the thiol group can influence the stickiness, viscosity, cohesiveness, elongation, and extensibility of the dough. Wang et al.⁶⁷ discovered the effect of phenolic compounds from green tea extract to increase the stickiness of wheat bread. The cohesiveness of the dough is formed due to a large number of thiol bonds formed, thus increasing the viscosity of the dough. The increased viscosity of the dough is thought to be due to the formation of polyphenolic compounds with thiol groups, as in the research of Ananingsih and Zhou⁶³ that the formation of catechin-thiol can increase the viscosity of the dough and the stability of the dough. Zhu et al.⁶⁸ mentioned that the addition of phenolic compounds from green tea was able to increase the PV (peak viscosity) of wheat flour. Wang et al.⁶⁴ also found that the cohesiveness of the dough is influenced by tannins, where tannins can produce micro-glutens so as to produce a compact dough and increase the gluten network. The addition of pluchea leaf extract in making wet noodles could influence the elongation of wet noodles due to the components of polyphenol compounds such as tannins that can reduce the number of free amino groups. This is supported by Zhang et al.³² and Wang et al.⁶⁴ that the formation of other types of covalent bonds, such as bonds between amino and hydroxyl groups, by forming hydrogen bonds between phenolic compounds and protein gluten so as to improve the quality of dough strength and dough extensibility.

Bioactive Compounds and Antioxidant Activity

Wet noodles added with pluchea leaf powder were analyzed based on its bioactive compounds and antioxidant activities. The analysis was conducted to determine the functional properties of wet noodles. Data analysis of the bioactive compound contents and antioxidant activity of wet noodles were presented in Table 5. The measured bioactive compounds (BC) involved total phenolic content (TPC) and total flavonoid content (TFC) and antioxidant activity (AA), including DPPH free radical scavenging activity/DPPH and iron ion reducing power/FRAP). The higher the concentration of the added pluchea leaf powder extract, the higher the BC and AA of wet noodles. Statistical analysis at $p \leq 5\%$ showed that the addition of pluchea extract had a significant effect on BC and AA wet noodles. There was a tendency for the increase in BC in line with the increase in AA. Pearson correlation (PC) test showed that there was a positive and strong correlation between TPC and DPPH ($r = 0.990$), TPC and FRAP ($r = 0.986$), TFC and DPPH ($r = 0.974$), and TFC and FRAP ($r = 0.991$). This means that the antioxidant activity of wet pluchea noodles was strongly influenced by TPC and TFC. Muflihah et al.⁶⁹ informed that the PC ($r > 0.699$) indicates the strength and linear correlation between antioxidant activity (AA) and TPC, and also shows a strong positive relationship but PC ($r < 0.699$) obtains a moderately positive relationship. If the r value of TFC and AA is lower than TPC and AA, it indicates that the contribution of TPC to AA is greater than TFC to AA. PC is lower than 1 and there are other components that affect AA. The PC of TPC and TFC is $r > 0.913$ showing a strong positive relationship which is expected because both classes contributed to AA plants. Aryal et al.⁷⁰ and Muflihah et al.⁶⁹ informed that phenolic compounds are soluble natural antioxidants and potential donating electrons depend on their number and position of hydroxyl groups contributed to antioxidant action. Consequently, these groups are responsible to scavenge the free radicals which is expressed as TPC of pluchea wet noodles. DPPH free radical can accept electrons from phenolic compounds to change the stable purple-colored to the yellow-colored solution. Based on FRAP analysis, it was showed that the bioactive compounds contained in pluchea wet noodles were a potential source of antioxidants because they can transform Fe^{3+} /ferricyanide complex to Fe^{2+} /ferrous. Therefore, the bioactive compounds in pluchea wet noodles can function as primary and secondary antioxidants. Research data showed that the cooking quality of wet noodles tends to increase along with the increase in the of TPC, TFC, DPPH and FRAP.

Table 5: Total phenol content, total flavonoid content, the DPPH free radical scavenging activity, and iron ion reducing power of the pluchea wet noodles.

Concentration of Hot Extract from <i>Pluchea</i> Leaf Powder (% w/v)	TPC (mg GAE/kg Dried Noodles)	TFC (mg CE/kg Dried Noodles)	DPPH (mg GAE/kg Dried Noodles)	FRAP(mg GAE/kg Dried noodles)
0	39.26±0.66 ^a	32.36±1.47 ^a	96.75±4.26 ^a	25.96±0.25 ^a

5	61.09±3.80 ^b	46.31±2.15 ^b	121.36±3.58 ^b	34.50±1.71 ^b
10	82.84±3.11 ^c	62.44±0.55 ^c	130.68±4.82 ^c	51.33±2.19 ^c
15	101.48±2.16 ^d	84.67±1.22 ^d	142.48±2.14 ^d	58.69±2.14 ^d
20	114.94±4.20 ^e	100.14±1.50 ^e	148.84±3.20 ^e	67.26±0.06 ^e
25	128.06±1.38 ^f	107.93±0.89 ^f	157.51±7.69 ^f	69.53±1.06 ^f
30	136.35±1.16 ^g	131.69±1.56 ^g	166.97±1.53 ^g	84.98±0.11 ^g

Note the results were presented as SD of the means that were achieved by quadruplicate. Means with different superscripts (alphabets) in the same column are significantly different, $p \leq 5\%$.

Sensory Evaluation

Sensory assay of pluchea wet noodles, namely color, aroma, taste, texture, and overall acceptance, was carried out using a hedonic test to determine the level of consumer preference for the product. This test was conducted to determine the quality differences between the products and to provide an assessment on certain properties⁴⁴. The hedonic test is the most widely used assessment to determine the level of preference for product⁷¹. The results of the sensory evaluation of pluchea wet noodles were presented in Table 6.

Table 6: Effect of hot water extract from pluchea leaf powder to preferences for color, aroma, taste, texture, and overall acceptance of wet noodles at various concentrations

Concentration of Hot Extract from Pluchea Leaf Powder (% w/v)	Hedonic Score				
	Color	Aroma	Taste	Texture	Overall acceptance
0	6.19±1.25 ^d	5.52±1.08	5.50±1.18 ^c	6.20±1.13 ^b	6.63±1.49 ^c
5	5.62±1.28 ^c	5.52±0.83	5.51±1.29 ^c	6.37±1.14 ^{bc}	6.40±1.52 ^c
10	5.62±1.21 ^c	5.45±0.85	5.46±1.12 ^c	6.53±1.14 ^c	6.53±1.64 ^c
15	5.14±1.25 ^b	4.81±1.04	4.61±1.11 ^b	6.13±1.09 ^b	5.78±1.67 ^b
20	4.91±1.32 ^b	4.54±1.18	4.47±1.15 ^{ab}	5.80±1.06 ^a	5.17±1.70 ^a
25	4.54±1.40 ^a	4.26±1.23	4.20±1.24 ^a	5.50±1.04 ^a	5.23±1.75 ^a
30	4.47±1.33 ^a	4.05±1.34	4.15±1.40 ^a	5.59±1.05 ^a	5.37±1.91 ^a

The results of the sensory evaluation for color preference ranged from 4.47 ± 1.33 to 6.19 ± 1.26 (neutral-like). The statistical analysis showed that the higher concentration of hot water extract addition decreased lower color preference of wet noodles. The higher concentration of pluchea extract could reduce the level of color preference because the color of the wet noodles was darker than control and turned to dark brown. This color change was due to the pluchea extract containing several components, including chlorophyll and tannins, which can alter the of wet noodles' color to be browner along with the increase in the concentration of pluchea extract. This result was in accordance to the effect of color analysis performed using color reader where the pluchea wet noodles' brightness declined, yellowness increased, and the color intensity increased with an increased concentration of pluchea extract. The occurrence of this process is related to the effect of light and heat on pluchea leaf powder which causes the degradation of chlorophyll into brown pheophytin due to drying, where the nature of chlorophyll itself is sensitive to light, heat, oxygen, and chemicals^{72,73}.

Aroma is one of the parameters in sensory evaluation using the sense of smell and an indicator of the assessment of a product⁷⁴. The results of the preference values for aroma were ranged from 4.05 ± 1.34 to 5.52 ± 1.23 (neutral-slightly like). Higher concentration of pluchea extract in wet noodles reduced the preference score for aroma due to distinct dry leaves (green) aroma.

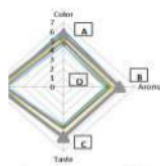
According to Lee et al.⁷⁵ the unpleasant aroma on leaves comes from a group of aliphatic aldehyde compounds. The appearance of a distinctive leaf aroma in noodles is due to aromatic compounds. According to Martiyanti and Vita⁷⁶ aromatic compounds are chemical compounds that have an aroma or odor when the conditions are met, which is volatile, while Widyawati et al.⁷⁷ informed that pluchea leaves were detected to have 66 volatile compounds. The appearance of the aroma is due to the volatile compounds in the raw material reacting with water vapor when boiling the noodles. In addition, there is also an oxidation process of

polyphenolic compounds such as catechins or tannins that can produce an aroma in pluchea wet noodles.

According to Martiyanti and Vita³ taste attribute is one important sensory aspect in food products and has a great impact on the food selection by consumers. Tongue is able to detect basic tastes, such as sweet, salty, sour, and bitter, at different points. Lamusu⁷³ declared that taste is a component of flavor and an important criterion in assessing a product that is accepted by the tongue. The preference test of the taste of pluchea wet noodles resulted in values ranging from 4.15 ± 1.40 to 5.50 ± 1.28 (neutral-slightly like). The increase in concentrations of pluchea extract was negatively correlated to the preference level of the taste of pluchea wet noodles assessed by the panelists. The statistical analysis results showed that the difference in the concentration of the extract significantly influenced on the preference score for the taste of pluchea wet noodles. The increased concentration of pluchea extract produced a distinctive taste on wet noodles, such as a bitter and astringent tastes, due to the presence of compounds such as tannins and alkaloids from the pluchea leaves. Susetyarini⁷⁸ said that pluchea leaves contain tannins (2.35%), and alkaloids (0.32%). According to Pertivi⁷⁹ tannin compounds dominate the bitter and astringent taste, while alkaloid compounds cause a bitter taste. The high level of taste preference for wet noodles was found in noodles with lower content of pluchea extract.

Texture is a sensation of pressure that can be observed by mouth (when bitten, chewed, and swallowed) or touched with fingers⁸⁰. Texture testing performed by the panelist is called mouthfeel testing. According to Martiyanti and Vita⁷⁶, mouthfeel is the kinesthetic effect of chewing food in the mouth. In this study, the preference test results on the texture of pluchea wet noodles revolved from 5.50 ± 1.04 to 6.53 ± 1.13 (rather like). The higher concentration of pluchea extract resulted in chewy and hard wet noodles, which reduced the panelists' preference level. Changes in the texture of wet noodles are influenced by polyphenolic compounds' contents, as well as several processing steps that can determine textures of wet noodles, such as mixing ingredients, developing dough, boiling, and draining noodles. Subjective testing results based on sensory evaluation were in line with the objective testing the texture analyzer. The noodles' texture that was getting harder, sticky, compact, not easy to break, and tough were not preferred by the panelists. Therefore, mentioned final texture of pluchea wet noodles was influenced by the fiber and protein components. According to Shabrina⁸¹, the components of fiber, protein, and starch complete to bind water. Texture changes are also influenced by the polyphenolic compositions in the pluchea extract which is able to reduce S-S bonds to SH bonds, where the increase in SH (thiol) groups can a hard, sticky, and compact texture^{64,66,67}. Besides, a high concentration of tannins capable of binding to proteins to form complex compounds into tannins-proteins are also able to build noodles' texture.

The interaction between color, aroma, taste, and texture created an overall taste of the food product and was assessed as the overall preference. The highest value on the overall preference was derived from control wet noodles, i.e., 6.63 (slightly like it), while the wet noodles added with 20% (w/v) concentration of pluchea extract had a low overall preference i.e., 5.17 (neutral-rather like). The addition of pluchea extract at 0% (w/v) concentration produced an overall preference value closed to 10% (w/v) concentration with scores of 6.63 and 6.53, respectively. The area of the spider web chart for each treatment with the various concentrations of pluchea extract was seen in Figure 3. The best treatment of the wet noodles was the addition of 10% (w/v) of pluchea extract with an area of 66.37 cm^2 based on an average sensory value of color, aroma, taste, texture, and overall acceptance with the scores of 5.62 (slightly like), 5.45 (slightly like), 5.46 (somewhat like), 6.53 (like), and 6.53 (like), respectively.



Spider web graph of sensory evaluation on wet noodles of hot water extract from pluchea leaf

Figure 3: Spider web graph of sensory evaluation on wet noodles at various concentrations of hot water extract from pluchea leaf powder

[Click here to view Figure](#)

The use of pluchea leaf extract in the making of wet noodles was able to increase the functional values of wet noodles, based on the levels of bioactive compounds and antioxidant activity without changing the quality of cooking, which included water content, swelling index and cooking loss. Besides that, the use of pluchea leaf extract did not significantly change the color and color intensity of the resulting wet noodles, only slightly decreased the brightness level of the noodles. However, the wet noodles produced were still acceptable to the panelists, the

addition of pluchea leaf extract as much as 10% (w/v) was the best treatment with an assessment that was almost closed to the control wet noodles (without treatment).

Conclusion

Addition of hot water extract of pluchea leaf powder influenced physical, chemical and sensory properties of wet noodles. Lightness, texture, bioactive compound content, antioxidant activity, and sensory properties of samples underwent significant difference. The higher concentration of pluchea extract caused the bigger these parameters of pluchea wet noodles. Using 10% (w/v) of hot water extract from pluchea leaf powder was the best treatment with color, aroma, taste, and texture scores 5.62 (slightly like), 5.45 (slightly like), 5.46 (somewhat like), and 6.53 (like), respectively. Utilization of hot water extract of pluchea leaf powder at 10% (w/v) resulted functional wet noodles with TPC, TFC, DPPH free radical scavenging and iron ion reducing power were 82.84 mg GAE/kg dried samples, 62.44 mg CE/kg dried samples, 130.68 mg GAE/kg dried samples and 51.33 mg GAE/kg dried samples, respectively.

Acknowledgement

The author would like to thank Virly, S.TP., M.Sc., a lecturer in the Food Technology Study Program, Faculty of Agricultural Technology, Widya Mandala Catholic University Surabaya, East Java, to support Dr Paini.

Conflict of Interest

The authors declare no conflict of interest.

Funding Sources

The authors would like to thank the Agricultural Technology Faculty, Widya Mandala Catholic University Surabaya for the research grant.

References

1. Chan EWC, Ng YK, Wong SK, Chan HT. *Pluchea indica*: An updated review of its botany, uses, bioactive compounds and pharmacological properties. *Pharm Sci Asia*. 2022; 49(1): 77-85.
2. Widyawati PS, Wijaya H, Harjosworo PS, Sajuthi. Antioxidant activities of various fractions and methanolic extract of *Pluchea indica* Less leaves. *Agritech*. 2012; 32(3): 249-257. DOI: 10.22146/agritech.9618
3. Pargaputri AF, Munadzirah E, Indrawati R. Antibacterial effects of *Pluchea indica* Less leaf extract on *Enterococcus faecalis* and *Fusobacterium nucleatum* (in vitro). *Dental J*. 2016; 49(2): 93-98. DOI: 20473/j.djmkjg.
4. Silalahi M. Utilization of *Pluchea Indica* (L.) Less and its bioactivity (Advanced study of plant utilization from community service in Sindang Jaya Village, Cianjur Regency. *Vivabio*. 2019; 1(1): 8-18. DOI: 35799/vivabio.1.1.2019.24744
5. Syafira AF, Masyhudi, Yani. The effectiveness of *Pluchea Indica* (L.) Less ethanol extract against saliva bacteria in vitro. *Odonto Dental J*. 2019; 6(2): 68-75.
6. Suriyaphan O. Nutrition, health benefits and applications of *Pluchea indica* (L) Less leaves. *J Pharm Sci*. 2014; 41(4): 1-10.
7. Srisook K, Buapool D, Boonbai R, Simmasut P, Charoensuk Y, Srisook E. Antioxidant and Anti-Inflammatory Activities of Hot Water Extract from *Pluchea indica* herbal Tea. *J Med Plants Res*. 2012; 6(23):4077-4081. DOI: 10.5897/JMPR12.773
8. Widyawati PS, Budianta TDW, Utomo AR, Harianto. The physicochemical and Antioxidant Properties of *Pluchea Indica* Less Drink in Tea Bag Packaging. *IJFANS*. 2016; 5(3):113-120. <https://www.ijfans.org/issue-content/the-physicochemical-and-antioxidant-properties-of-pluchea-indica-less-drink-in-tea-bag-packaging-361>
9. Werdani YDW, Widyawati PS. Antidiabetic Effect on Tea of *Pluchea Indica* Less as Functional Beverage in Diabetic Patients. *ASSEHR*. 2018; 98:164-167. DOI:
10. Sirichaiwetchakoon K, Lowe GM, Eumkeb G. The Free Radical Scavenging and Anti-Isolated Human LDL Oxidation Activities of *Pluchea indica* (L.) Less. Tea Compared to Green Tea (*Camellia sinensis*). *Hindawi Biomed Res Intern*. 2020; 2020(12):1-13. DOI: 1155/2020/4183643.
11. Widyawati PS, Ristiari S, Darmaatmodjo LMYD, Siregar CP, Lianel AL. The effect of *Pluchea indica* Less Brewing Using to Physical and Chemical Properties Changes in Pluchea Jelly Drink. *J Food Technol Nutr*. 2020; 19(1):44-51.
12. Widyawati PS, Ristiari S, Werdani YD, Kuswardani i, Herwina IN. Physicochemical and Organoleptic Properties Change of Soymilk with Pluchea Brewing Water Addition. *J Food Technol Nutr*. 2019; 18(2):98-111. <https://doi.org/10.33508/jtpg.v18i2.2157>
13. Kosasih. The Effect of The Concentration of Pluchea Leaf Powder (*Pluchea Indica* Less) in Steeping Water on The Physicochemical and Organoleptic Properties of Buns. [Undergraduate]. Surabaya: Food Technology Study Program, Faculty of Agricultural

- Technology, Widya Mandala Surabaya Catholic University. 2018.
<https://repository.wima.ac.id/id/eprint/15855/>
14. Mualim A, Lestari S, Hanggita R.J. Nutritional content and characteristics of wet noodle with substitute meat golden snail. *Fishtech*. 2013; 11(01):74-82.
<https://doi.org/10.36706/fishtech.v2i1.1106>
 15. Ministry of Health of The Republic of Indonesia. Indonesian food composition data.
 16. Jirukkakul N. Improvement of Physical Properties and Phenolic Compounds of Egg Noodles by Banana Pulp and Peel Flour Fortification. *Food Res*. 2021;5(4):14-20.
[https://doi.org/10.26656/fr.2017.5\(4\).671](https://doi.org/10.26656/fr.2017.5(4).671)
 17. Eppang B, Nurhaeni, Khairuddin, Ridhay A, Jusman. Retention of Anthocyanin from Red Spinach Leaves Extract (*Alternanthera amoena* Voss) In Processing Wet Noodles. *Covalent: J Chem Res*. 2020;6(1):53-60.
<https://doi.org/10.22487/kovalen.2020.v6.i1.14795>
 18. Li M, Zhang JH, Zhu KZ, Peng W, Zhang SK, Wang B, Zhu YJ, Zhou JM. Effect of Superfine Green Tea Powder on The Thermodynamic, Rheological and Fresh Noodle Making Properties of Wheat Flour. *LWT-Food Sci Technol*. 2012; 46:23-28. DOI: 1016/j.lwt.2011.11.005.
 19. Yu K, Zhou HM, Zhu KX, Guo XN, Peng W. Water Cooking Stability of Dried Noodles Enriched with Different Particle Size and Concentration Green Tea Powders. *Foods*. 2020; 9(298):1-14. DOI: 3390/foods9030298.
 20. Hasmawati, Mustarin A, Fadilah R. Quality Analysis of Wet Noodles with Addition Purple Sweet Potato Leaf (*Ipomoea batatas*). *J Agric Technol Edu*. 2020; 6(1):87-100. DOI: 26858/jtpt.v6i1.10474.
 21. Khasanah V, Astuti P. The Effect of Adding *Moringa oleifera* Extract on Sensory Quality and Protein Content of Wet Noodles Substituted with Mocaf Flour. *J Technical Competence*. 2019; 11(2):15-21. DOI: 15294/jkomtek.v11i2.22499.
 22. Billina A, Waluyo S, Suhandi D. Study of The Physical Properties of Wet Noodles with Addition of Sea Weed. *J Lampung Agric Engineering*. 2014; 4(2):109-116. DOI:
 23. Serie ET, Nur'aini H, Hidayanti R. Effect of Ash Extracts and Turmeric Extracts Against Elasticity and Organoleptic Quality of *Agritepa*. 2014; 1(1):52-62. DOI: 10.37676/agritepa.v1i1.116.
 24. Nouri L, Nafchi AM, Karim AA. Mechanical and Sensory Evaluation of Noodles Incorporated with Betel Leaf Extract. *Intern J Food Engineering*. 2015; 11(2):221-227. DOI: 1515/ijfe-2014-0183.
 25. Widyawati PS, Wijaya CH, Hardjosworo PS, Sajuthi D. Evaluation of Antioxidative Activity from *Pluchea* Leaves Extract (*Pluchea Indica* Less) Based on Difference of Leaf Segment. *Rekapangan Food Technol J*. 2011; 5(1):1-14.
<https://core.ac.uk/download/pdf/234615371.pdf>
 26. Widyawati PS, Suseno TIP, Widjajaseputra AI, Widyastuti TEW, Moeljadi WM, Tandiono S. The Effect of K-Carrageenan Proportion and Hot Water Extract of The *Pluchea indica* Less Leaf Tea on The Quality and Sensory Properties of Stink Lily (*Amorphophallus muelleri*) Wet Noodles. *Molecules*. 2022; 27(5062):1-16. DOI: 10.3390/molecules27165062
 27. Risti Y, Tahayuni A. Effect of adding eggs on protein, fiber, level of elasticity and acceptance of gluten wet noodles made from composite flour (composite flour: mocaf flour, tapioca and corn starch). *JNC*. 2013; 2(4):696-703.
<https://doi.org/10.14710/jnc.v2i4.3833>
 28. Permatasari S, Widyastuti S, Suciayati. Effect of the ratio of taro flour and wheat flour on the chemical and organoleptic properties of wet noodles. Paper presented at: Proceeding of National Conference. The role of agricultural science and technology to realize food security. ISBN 978-602-8959-02-4, p. 52-59; March3th 2009; Faculty of Agricultural Technology, Udayana University, Indonesia. [In Bahasa Indonesia]
 29. Chakuton K, Puangpropintag D, Nakornriab M. Phytochemical Content and Antioxidant Activity of Colored and Non-Colored Thai Rice Cultivars. *Asian J Plant Sci*. 2012; 1(6): 285-293. DOI: 10.3923/ajps.2012.285.293.
 30. Zambrano MV, Dutta B, Mercer DG, Maclean HL, Touchie MF. Assessment of Moisture Content Measurement Methods of Dried Food Products in Small-Scale Operations in Developing Countries: A Review. *Trends in Food Sci Technol*. 2019; 88:484-496.
https://tspace.library.utoronto.ca/bitstream/1807/97173/1/assessment-moisture_tspace.pdf
 31. Setiyoko A, Nugraeni, Hartutik S. Characteristics of Wet Noodles with Heat Moisture Treatment (HMT) Modified *Pachyrhizus erosus* Flour Substitution. *Andalas Agric Technol J*. 2018; 22(2):2579-4019. DOI: 10.25077/jtpa.22.2.102-110.2018.
 32. Fadzil NF, Abu Bakar MF, Yusop MHM, Abu Bakar FI. Sensorial and Physicochemical Characteristics of Herbal Noodle Enriched with *Centella asiatica*. *Food Res*.2020; 4(4):1030 - 1037. DOI: 10.26656/fr.2017.4(4).408.
 33. Zhang L, Cheng L, Jiang L, Wang Y, Yang G, He G. Effects of Tannic Acid on Gluten Protein Structure, Dough Properties, and Bread Quality of Chinese Wheat. *J Sci Food and Agric*. 2010; 90(14):2462-2468. DOI: 10.1002/jsfa.4107

34. Foo WT, Yew HS, Liong MT, Azhar ME. Influence of Texture, Mechanical, and Structural Breakdown Properties of Cooked Yellow Alkaline Noodles. *IFRJ*. 2011; 18(4):1295-1301. [http://www.ifrj.upm.edu.my/18%20\(04\)%202011/\(13\)IFRJ-2011-090.pdf](http://www.ifrj.upm.edu.my/18%20(04)%202011/(13)IFRJ-2011-090.pdf)
35. Muhandri T, Subarna, Palupi NS. Characteristics of Corn Wet Noodles Due to The Feeding Rate and Addition of Guar Gum. *J Food Technol Industry*. 2013; 24(1):110-114. <https://doi.org/10.6066/jtip.2013.24.1.110>
36. Muntana N, Prasong S. Study on Total Phenolic Contents and Their Antioxidant Activities of Thai White, Red, and Black Rice Bran Extracts. *Pakistan J Biological Sci*. 2010; 13(4):170- 174. DOI: 10.3923/pjbs.2010.170.174.
37. Kumar S, Kumar D, Manjusha, Saroha K, Singh N, Vashishta B. Antioxidant and Free Radical Scavenging Potential of *Citrullus colocynthis* (L.) Schrad. Methanolic Extract. *Acta Pharmaceutica*. 2008; 58:215-220. DOI: 10.2478/v10007-008-0008-1.
38. Phong HX, Viet NT, Quyen NTN, Thinh PV, Trung NM, Ngan TTK. Phytochemical Screening, Total Phenolic, Flavonoid Contents, and Antioxidant Activities of Four Spices Commonly Used In Vietnamese Traditional Medicines. *Materials Today: Proceedings*. 2022; 56: A1-A5. DOI: 10.5530/pj.2018.1.22.
39. Sompong R, Siebenhandl-Ehn S, Linsberger-Martin G, Berghofer E. Physicochemical and Antioxidative Properties of Red and Black Rice Varieties from Thailand, China and Sri Lanka. *Food Chem*. 2011; 124:132-140. DOI: 10.1016/j.foodchem.2010.05.115.
40. Chanda S, Dave R. In Vitro Models for Antioxidant Activity Evaluation and Some Medicinal Plants Possessing Antioxidant Properties: An Overview. *AJMR*. 2009; 3: 981-996. https://academicjournals.org/article/article1380377744_Chanda%20and%20Dave.pdf
41. Trissanthi CM, Susanto WH. Effect of Citric Acid Concentration and Heating Time on The Chemical and Organoleptic Characteristics of Imperata Syrup (*Imperata cylindrica*), *J Food and Agroindustry*. 2016; 4 (1): 180-189. <https://jpa.ub.ac.id/index.php/jpa/article/view/318/329>
42. Al-Temimi A, Choudhary R. Determination of Antioxidant Activity in Different Kinds of Plants In Vivo and In Vitro by Using Diverse Technical Methods. *J Nutrition and Food Sci*. 2013; 3(1):1-6. DOI: 10.4172/2155-9600.1000184
43. Park YS, Kim SJ, Chang HI. Isolation of Anthocyanin from Black Rice (*Heugjinjubyeo*) and Screening of Its Antioxidant Activities. *Korean J Microbiol Biotechnol*. 2008; 36(1):55-60. <https://koreauiv.pure.elsevier.com/en/publications/isolation-of-anthocyanin-from-black-rice-heugjinjubyeo-and-screen>
44. Tarwendah IP. Comparative Study of Sensory Attributes and Brand Awareness of Food Products. *J Food and Agroindustry*. 2017; 5(2):66-73. <https://jpa.ub.ac.id/index.php/jpa/article/view/531/388>
45. Olorunsogo ST, Adebayo SE, Orhevba BA, Awoyinka TB. Sensory Evaluation of Instant Noodles Produced from Blends of Sweet Potato, Soybean and Corn Flour. *Food Res*. 2019; 3(5): 515 - 524. DOI: 10.26656/fr.2017.3(5).305
46. Chairuni AR, Rahmiyati TM, Zikrillah. The Effect of Use of Red Dragon Leather Skin Extract and Long Storage to Water Content, Total Microby, and Organoleptic Test Wet Noodle. *Serambi J Agric Technol*. 2019; 1(1):43-51. <https://doi.org/10.32672/sjat.v1i1.113147>.
47. Yuliani, Sari RA, Emmawati A, Candra KP. The Shelf Life of Wet Noodle Added by Gendarussa (*Justicia gendarussa* Burm. F.) Leaves Extract. *Indonesian J Agric Res*. 2020; 03(01):23-30. DOI: 10.32734/injar.v3i1.3823.
48. Indonesian National Standard. Indonesian National Standard 2987 about Wet Noodles. Jakarta. Indonesia. 2015.
49. Juliana DMH, Suriati L, Candra IP. Substitusi Ubi Jalar Kuning dan Penambahan Ekstrak Daun Gonda (*Sphenoclea zeylanica* Gaertner) pada Mie Basah. *Gema Agro*. 2019; 24(02):73-83. <http://dx.doi.org/10.22225/ga.24.2.1703.73-83>.
50. Tuhumury HCD, Ega L, Sulfiyah P. Physical Characterization of Wet Noodles with Various Wheat, Mocaf, and Tuna Fish Flour. *J Fisheries Development*. 2020; 4(1):43-50. <http://jurnal.uniyap.ac.id/index.php/Perikanan>
51. Gull A, Prasad K, Kumar P. Nutritional, Antioxidant, Microstructural and Pasting Properties of Functional Pasta. *J Saudi Society Agric Sci*. 2018; 17:147-153. DOI: 10.1016/j.jssas.2016.03.002.
52. Patria DG, Prayitno SA, Mardiana NA. The Effect of Angkung (*Basella alba* L.) Fruit Addition on Physicochemical Properties of Noodles. *Foodscitech*. 2022; 5(1): 22-30. DOI: 10.25139/fst.v5i1.4544.
53. McCamy CS. The Primary Hue Circle, Color Research and Application. *Color Research and Application*. 1993; 18(1):3-10. DOI: 10.1002/col.5080180104.
54. Engelen A. 2018. Analysis of Hardness, Moisture Content, Color and Sensory Properties of Manufacture of Moringa Leaf Chips. *J Agritech Sci*. 2018; 2(1):1-6. DOI: 10.30869/jasc.v2i1.173
55. Hariyadi P. Handout Analysis of Texture. Bogor: Bogor Agricultural University. 2020: 54.
56. Rahardjo M, Wahyu FD, Nadia ET. Physical Characteristics, Sensory, and Antioxidant Activity of Wheat Bread with The Addition of Green Tea Powder. *J Food and*

- Agroindustry.2020; 8(1):47-55. DOI: 10.21776/ub.jpa.2020.008.01.6.
57. Agusman, Mardinah, Wahyuni T. The Nutritional Quality and References of Wheat Noodles Incorporated with *Caulerpa* sp. Seaweed. IFRJ. 2020; 27(3):445-453. [http://www.ifrj.upm.edu.my/27%20\(03\)%202020/DONE%20-%2006%20-%20IFRJ19361.R1.pdf](http://www.ifrj.upm.edu.my/27%20(03)%202020/DONE%20-%2006%20-%20IFRJ19361.R1.pdf)
 58. Haliza W, Kailaku SI, Yuliani S. 2012. The Use of Mixture Response Surface Methodology in Optimizing Brownies Formula Based on Banten Taro Flour (*Xanthosoma undipes* K.) as an Alternative Food Source of Fiber. Postharvest J. 2012; 9(2):96-106. <https://media.neliti.com/media/publications/196643-ID-penggunaan-mixture-response-surf-a-ce-met.pdf>
 59. Fitriani RJ. Substitution of Sorghum Flour on Elongation and Acceptability of Wet Noodles with Proportional Volume of Water. [Undergraduate]. Surabaya: Faculty of Health, Muhammadiyah University. 2016.
 60. Amoako D, Awika JM. Polyphenol Interaction with Food Carbohydrates and Consequences on Availability of Dietary Glucose. Food Sci. 2016; 8: 14-18. DOI: 10.1016/J.COFS.2016.01.010.
 61. Zhu F. Interactions between Starch and Phenolic Compound. Trends Food Sci Technol. 2015; 43:129-143. DOI: 10.1016/j.tifs.2015.02.003.
 62. Diez-Sánchez D, Quiles A, Hernando I. Interactions Between Blackcurrant Polyphenols and Food Macronutrients in Model Systems: in Vitro Digestion Studies. Foods.2021; 10(847):1-14. DOI: 10.3390/foods10040847.
 63. Ananingsih VK, Zhou W. Effects of Green Tea Extract on Large-Deformation Rheological Properties of Steamed Bread Dough and Some Quality Attributes of Steamed Bread. In 11th ICEF. Proceeding. 2012. <http://www.icef11.org/content/papers/fpe/FPE825.pdf>
 64. Wang Q, Li Y, Sun F, Li X, Wang P, Sun J, Zeng J, Wang C, Hu W, Chang J, Chen M, Wang Y, Li K, Yang G, He G. Tannins Improve Dough Mixing Properties Through Affecting Physicochemical and Structural Properties of Wheat Gluten Proteins. Food Res Intern J. 2015; 69: 64-71. DOI: 10.1016/j.foodres.2014.12.012
 65. Zhang YJ, Gan RY, Li S, Zhou Y, Li AN, Xu DP, Li HB. Antioxidant Phytochemicals for The Prevention and Treatment of Chronic Diseases. Molecules, 2015; 20(12): 21138-21156. DOI: 10.3390/molecules201219753.
 66. Rauf R, Andini KT. Physical Characteristics and Sensory Acceptance of Bread from Composite Wheat and Cassava Flours with Variation in Dough Mixing Time. Agritech. 2019;39(2):169-278. DOI: 10.22146/agritech.41515.
 67. Wang R, Zhou W, Isabelle M. Comparison Study of The Effect of Green Tea Extract (GTE) on The Quality of Bread by Instrumental Analysis and Sensory Evaluation. Food Res Int J.2007; 40:470-479. DOI: 10.1016/j.foodres.2006.07.007.
 68. Zhu F, Sakulnak R, Wang S. Effect of Black Tea on Antioxidant, Textural, and Sensory Properties of Chinese Steamed Bread. Food Chem. 2016; 194:1217-1223. DOI: 10.1016/j.foodchem.2015. 08.110.
 69. Muflihah YM, Gollavelli G, Ling YC. Correlation Study of Antioxidant Activity with Phenolic and Flavonoid Compounds In 12 Indonesian Indigenous Herbs. Antioxidants. 2021; 10(1530):1-15. DOI: 10.3390/antiox10101530.
 70. Aryal S, Baniya MK, Danekhu K, Kunwar P, Gurung R, Koirala N. Total Phenolic Content, Flavonoid Content and Antioxidant Potential of Wild Vegetables from Western Nepal. Plants.2019; 8(96):1-12. DOI: 10.3390/plants8040096.
 71. Suryono C, Ningrum L, Dewi TR. Desirability and Organoleptic Test on 5 Packages and Products of The Thousand Islands Descriptively. Tourism J.2018; 5(2):95-106. DOI: 10.31311/ par.v5i2. 3526.
 72. Luliana S, Purwanti NU, Manihuruk KN. Effect of Simplicia Drying of Senggangi Leaves (*Melastoma malabathricum* L.) on Antioxidant Activity Using the DPPH Method (2,2-Diphenyl-1-Picrylhydrazil). Pharmacy Sci.2016; 3(3):120-129. DOI: 10.7454/psr.v3i3.3291.
 73. Donowarti I, Fidhiani DD. 2020. Observation of Processed Leaves of *Pluchea indica* (Less) on Its Physical and Chemical Properties. Yudharta J, Food Technol: Media Information and Sci Com Agric Technol.2020; 11(2):118-134. DOI: 10.35891/tp.v11i2.2166.
 74. Lamusu D.2015.Organoleptic Test of Purple Sweet Potato (*Ipomoea batatas* L.) Jalangkote As an Effort for Food Diversification. J Food Process. 2020; 3(1):9-15. DOI: 10.31970/ Pangan.V3i1.7.
 75. Lee J, Chambers DH, Chambers E, Adhikari K, Yoon Y. Volatile Aroma Compounds in Various Brewed Green Teas. Molecules. 2013; 18:10024-10041. DOI: 10.3390/molecules 180810024
 76. Martiyanti MA, Vita VV. Organoleptic Properties of White Sweet Potato Flour Instant Noodles with The Addition of Moringa Leaf Flour. J Food Technol. 2018; 1(1):1-13. DOI: 10.26418/jft. v1i1.30347.
 77. Widawati PS, Wijaya CH, Hardjosoro PS, Sajuthi D. Volatile Compounds of *Pluchea indica* Less and *Ocimum Basillicum* Linn Essential Oil and Potency as Antioxidant. Hayati J Biosci.2013; 20(3):117-126. DOI: 10.4308/hjb.20.3.117.

78. Susetyarini E. *Pluchea* Leaf Tannin Activity on Spermatozoa Concentration of Male White Rats. *Gamma J.* 2013; 8(2):14-20. <https://ejournal.umm.ac.id/index.php/gamma/article/view/2404>
79. Pertiwi CTE. 2016. The Effect of The Proportion of *Pluchea* Leaf Extract and Turmeric with The Addition of Lime Water on The Organoleptic Properties of Instant Drinks. *J Family Medicine.* 2013;5(3):36-47. <https://ejournal.unesa.ac.id/index.php/jurnal-tata-boga/article/view/16180/14692>
80. Noviyanti S, Wahyuni, Syukri M. Analysis of Organoleptic Assessment of Cake Brownies Substitution of Wikau Maombo Flour. *Food Sci Technol J.* 2016; 1(1):58-66. DOI: 10.33772/jstp. v1i1.1040.
81. Shabrina N. The Effect of Substitution of Wheat Flour with Koro Sword Bean Flour (*Canalia Ensiformis* L.) and Fermentation Time on The Characteristics of White Bread. [Undergraduate thesis]. Bandung: Indonesia University of Pasundan.2017. <http://repository.unpas.ac.id/28532/>

Notes on Appendices

TPC	Total phenolic content
TFC	Total flavonoid content
DPPH	2,2-Diphenyl-1-picrylhydrazyl free radical
FRAP	Ferric reducing antioxidant power
AA	Antioxidant activity
PC	Pearson Correlation
LDL	Low Density Lipoprotein
w/v	Weight per volume
CRD	Completely randomized design
CE	Catechin equivalent
GAE	Gallic acid equivalent
BC	Bioactive compounds
ANOVA	Analysis of variance
UV-Vis	Ultra violet-visible
Wb	Wet base



This work is licensed under a Creative Commons Attribution 4.0 International License.

Links

- [About](#)
- [Archives](#)
- [Article Processing Charges](#)
- [Coming Issue](#)
- [Contact](#)
- [Current Issue](#)
- [Order Print Issue](#)
- [Reviewers-2021](#)
- [Social Media](#)
- [Submission](#)

Contact Us

Your Name (required)

Your Email (required)

Your Message

UCBY

Type the above text in box below (Case sensitive)

Compte the quiz

3+3=?

Send

Follow us on:



License



This work is licensed under a Creative Commons Attribution 4.0 International License.

Recent Articles

Strengthening Food Security Reduces the Anemic Status of Pregnant Women in the Coastal Area of Central Tapanuli

Study on Tea Consumption Behavior during the Covid-19 Pandemic and the Analysis of the Antioxidant Activity and Bioactive Compounds of Flavoring Ingredients of Tea

Glycaemic Indices of the Traditional Sago-based Snack and Staple Food in Sarawak, Malaysia



4

The Effect of Hot Water Extract of *Pluchea indica* Leaf Powder on the Physical, Chemical and Sensory Properties of Wet Noodles

PAINI SRI WIDYAWATI*, LAURENSIA MARIA YULIAN DD, ADRIANUS RULIANTO UTOMO, PAULINA EVELYN AMANUELA SALIM, DIYAN EKA MARTALIA, DAVID AGUS WIBISONO and SYLLVIA SANTALOVA SANTOSO

1

Food Technology Study Program, Faculty of Agricultural Technology, Widya Mandala Surabaya Catholic University of Surabaya.

Abstract

Powdered *Pluchea indica* Less leaves have been utilized as herbal tea, brewing of pluchea tea in hot water has antioxidant and antidiabetic activities, because of phytochemical compound content, namely tannins, alkaloids, phenol hydroquinone, phenolics, cardiac glycosides, flavonoids, and sterols. Using of this extract on food, such as jelly drinks, buns, and soymilk can increase functional values and influence physic, chemical, and sensory characteristics of food. The study was carried out to assess the effect of various concentration of pluchea tea on the physical, chemical and sensory properties of wet noodles. A one-factor randomized design was applied with pluchea tea at concentrations of 0, 5, 10, 15, 20, 25 and 30% (w/v). Physical properties analyzed included water content, swelling index, cooking loss, color and texture. Chemical properties measured were bioactive contents of total phenolic content, total flavonoid content, and antioxidant ability to scavenge DPPH free radicals and to reduce iron ions. Sensory properties determined were taste, texture, color, aroma and overall acceptance. The addition of various concentrations of extract offers significantly effects on parameters of physical, chemical and sensory properties of noodles, except color (redness, chroma and hue), cooking loss, water content, swelling index and aroma. Using of 10% (w/v) of pluchea tea resulted in the best sensory properties such as color, aroma, taste, texture, and overall acceptance with the scores of 5.62 (slightly like), 5.45 (slightly like), 5.46 (somewhat like), 6.53 (like), and 6.53 (like), respectively. Generally, the study concluded that wet noodles can be made by adding pluchea tea at 10% (w/v).



Article History

Received: 11 February 2023

Accepted: 14 April 2023

Keywords

Chemical;
Physical;
Pluchea Indica Less;
Sensory;
Wet Noodles.

CONTACT Paini Sri Widyawati ✉ paini@ukwms.ac.id 📍 Food Technology Study Program, Faculty of Agricultural Technology, Widya Mandala Surabaya Catholic University of Surabaya.



© 2023 The Author(s). Published by Enviro Research Publishers.

This is an Open Access article licensed under a Creative Commons license: Attribution 4.0 International (CC-BY).

Doi: <http://dx.doi.org/10.12944/CRNFSJ.11.1.21>

⁸ Dried samples TPC, TFC, DPPH free radical scavenging and iron ion reducing power were 82.84 mg GAE/kg, 62.44 mg CE/kg, 130.68 mg GAE/kg and 51.33 mg GAE/kg, respectively.

⁸

Introduction

Pluchea indica Less is an herb plant including *Asteraceae* family usually used by people as traditional medicine and food.^{1,2} The potency of pluchea leaves is related to phytochemical compounds, such as tannins, flavonoids, polyphenols, essential oils, sterols, phenol hydroquinone, alkaloid, lignans and saponins.^{2,3,4,5} Chan *et al.*,¹ also reported that caffeoylquinic acids, phenolic acids, flavonoids and thiophenes in pluchea leaves are compounds with antioxidant activities. Furthermore, pluchea leaves also contain nutritive value, i.e., protein 1.79 g/100 g, fat 0.49 g/100 g, insoluble dietary fiber 0.89 g/100 g, soluble dietary fiber 0.45 g/100 g, carbohydrate 8.65 g/100 g, calcium 251 mg/100 g, β -carotene 1.225 μ g/100 g.⁶

Pluchea tea brewed from pluchea leaves has been proven to exhibit antioxidant activity,^{6,7,8} anti-diabetic activity,⁹ anti-inflammatory activity,⁷ anti-human LDL oxidation activity.¹⁰ Previous research uses pluchea leaf powder to make several food products to increase functional values, i.e., jelly drink,¹¹ soy milk¹² and steamed bun¹³ Using 1% (w/v) pluchea leaf powder can improve the physicochemical properties of jelly drink and increase panelists' acceptance of the product.¹¹ Soy milk with the addition of pluchea leaves increases the viscosity and total dissolved solids and decreases the panelist acceptance rate.¹² The addition of 6% (w/v) brewing from pluchea leaf powder on steamed bun is the best treatment with the lowest level of hardness.¹³ Previous research has proven that the addition of pluchea leaves can increase the bioactive compound contents based on total phenol and total flavonoids, as well as increase the antioxidant activity based on ferric reducing power and ability to scavenge DPPH free radicals.

¹ To the best of our knowledge, the study of the addition of pluchea tea in making wet noodles from wheat flour has not been conducted, as well as its impact on physicochemical and sensory characteristics of the noodles. Noodles are a popular food product that is widely consumed in the world. Indonesia is one of the countries with the largest noodle consumption

after China.¹⁴ Wet noodles usually contain lower protein and higher carbohydrate¹⁵ than that of egg wet noodles as an alternative to wet noodles, which contain higher protein, and the second popular food in ASEAN regions including Thailand, Vietnam, Laos, Myanmar, Malaysia, Singapore and Indonesia.¹⁶ The addition of other ingredients has been endeavored to enhance wet noodles' specific properties. Many researchers incorporated plant extracts or natural products to increase functional properties of wet noodles, such as red spinach,¹⁷ green tea,^{18,19} purple sweet potato leaves,²⁰ moringa leaves,²¹ sea weed,²² ash of rice straw, turmeric extract,²³ and betel leaf extract²⁴ that influenced the physical, chemical, and organoleptic properties of the wet noodles. The anthocyanin of red spinach ethanolic extract increases the hedonic score of wet noodles' flavor.¹⁷ The addition of green tea improves the stability, elastic modulus and viscosity, retrogradation and cooking loss with, no significant effect on mouth-feel and overall acceptance from panelist on the produced wet noodles.¹⁸ Moreover, the addition of sweet potatoes leaf extract on wet noodles increases moisture content, protein value and ash concentration, and improves hedonic score of texture.²⁰ Moringa extract influences protein content and decreases panelist acceptance of color, aroma and taste of wet noodles.²¹ The use of seaweed to produce wet noodles influences moisture content, swelling index, absorption ability, elongation value and color.²² The addition of ash from rice straw and turmeric extract influences the elasticity and sensory characteristics (color, taste, aroma and texture) of wet noodles.²³ Betel leaf extract used to make Hokkien (with dark soya source) noodles improves texture and acceptance score of all sensory attributes.²⁴

Bioactive compounds and nutritive values of pluchea leaf can be an alternative ingredient to improve quality and sensory from wet noodles. The use of hot water extract from powdered pluchea leaves can serve as an antioxidant source in wet noodles and increase the functional value. This study was undertaken to assess the effect of various

¹ concentration of pluchea tea on the physical, chemical and sensory properties of wet noodles.

Materials and Methods

Preparation of Hot Water Extract from Pluchea Leaf Powder

Young pluchea leaves (1-6) (Figure 1) were picked from the shoot, sorted and washed. The selected leaves were dried at ambient temperature for 7

days to yield moisture content of 10.00 ± 0.04% dry base.²⁵ Dried pluchea leaves were powdered to the size of 45 mesh and sterilized at 120oC for 10 min by drying in oven (Binder, Merck KGaA, Darmstadt, Germany) and packed in tea bag for about 2 g/tea bag. Pluchea leaf powder in tea bags was extracted using hot water (95oC) for 5 min to get extract concentrations of 0, 5, 10, 15, 20, 25, and 30% (w/v), respectively (Table 1).

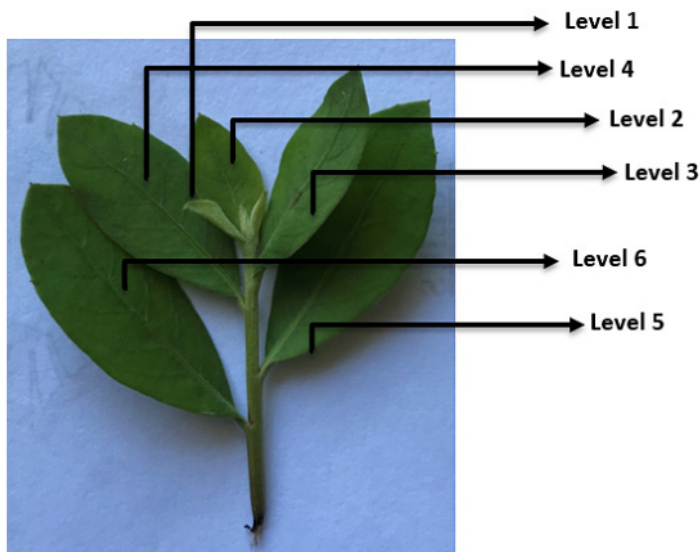


Fig. 1: Young Pluchea indica Less leaves

Table 1: Information of ¹ hot water extract of pluchea tea

Materials	Concentration of hot water extract of pluchea leaf tea (% w/v)						
	0	5	10	15	20	25	30
Pluchea leaf tea (g)	0	10	20	30	40	50	60
Hot water (mL)	200	200	200	200	200	200	200

Wet Noodles Processing

About 70 mL of hot extract from pluchea leaf powder with concentrations of 0, 5, 10, 15, 20, 25 and 30% (w/v) (Table 1) was manually mixed with egg, baking powder, salt and wheat flour for 5 min (Table 2). The mixture was kneaded to form a solid and homogenized dough using a mixer (Oxone Stand Mixer OX-855) for about 10-15 min. Furthermore, the dough was extruded to form noodle

strands (Oxone Noodle Machile OX 355). The wet noodle strands were parboiled in boiled water about 3 min in 300 mL water and coated with oil to prevent the noodles from sticking to each other.^{26,27,28} Wet noodles made without any addition of hot water of pluchea leaf extract were prepared as control. Wet noodles used in bioactive compounds and antioxidant activity assay were not added with oil to prevent the noodles from sticking to one another.

The final characteristics of wet noodles have width and thickness of 0.45 cm and 0.30 cm, respectively.

Table 2: Ingredients of pluchea wet noodles

Materials	Unit	Quantity
Wheat flour	g	200
Egg	g	40
Salt	g	4
Baking powder	g	2
Hot water extract	mL	70
Tapioca flour	g	10
TOTAL	g	326

Pluchea Wet Noodles Extraction

About 100 g of wet noodles were dried using a freeze-dryer at a pressure of 0.1 bar and temperature -60°C for 28 hours. Dried noodles were powdered using a chopper machine for 35 mins. And then, 20 g of samples were mixed by 50 mL absolute methanol by a shaking water-bath at 35°C, 70 rpm for 1 hour.²⁹ Filtrate was separated using Whatman filter paper grade 40 and residue was extracted again with the same procedure. The filtrate was collected and evaporated by rotary evaporator until getting 3 mL of extract (Buchi Rotary Evaporator, Buchi Shanghai Ltd, China) at 200 bars, 50°C for 60 min. The extract was kept at 0°C before further analysis.

Moisture Content Assay

Moisture or water content of wet noodles was determined by thermogravimetric method.³⁰ The moisture content of wet noodles was determined by heating the samples in a drying oven (Binder, Merck KGaA, Darmstadt, Germany) and weighing the evaporated water content in the material.

Measurement of Swelling Index

The purpose of swelling index testing was to determine the capability of the noodles to swell during the boiling process.¹⁶ The assay was done to determine the ability of wet noodles to absorb water per unit of time or the time needed to fully cooked wet noodles. The amount of water absorbed by wet noodles was measured from the weight before and after boiling.

Determination of Cooking Loss

Cooking loss is one of the necessary quality parameters to establish the quality of wet noodles after boiling.³¹ The cooking loss assay was done by measuring the quantity of solids that leached out of the noodles during the boiling process, e.g., starch. A large cooking loss value affects the texture of wet noodles, which is easy to break and less slippery.

Determination of Texture

The texture of pluchea wet noodles was measured based on hardness, adhesiveness, cohesiveness, elongation and elasticity. The texture was analyzed by TA-XT2 texture analyzer (Stable Micro System Co., Ltd., Surrey, UK) fitted with a 5 kg load cell equipped with the Texture Exponent 32 software V.4.0.5.0 (SMS). The hardness, adhesiveness and cohesiveness were analyzed with a compression assay using 2 mm s⁻¹ test speed and 75% strain. Five long noodle strands with the length of 4 cm for each strand were laid side by side, touching each other, perpendicular to the 35 mm compression cylinder probe on a flat aluminum base. The cylinder probe was arranged to be at 15 mm distance from the lower plate at the start of the compression test, and was pressed down through the noodle strips at the speed of 2 mm s⁻¹ until it touched the flat base to compress 75% of the noodle thickness, and was drawn back to at the end of the test. The profile curve was determined using a texture analyzer software.^{24,32} The hardness was determined as the maximum force per gram. The adhesiveness was evaluated when the probe was drawn at the end of the test, a negative area was obtained from the compression test under the curve. Cohesiveness was analyzed based on the ratio between the area under the first and the second peaks.^{24,32,33} The elongation and elasticity of the noodles were individually tested by putting one end into the lower roller arm slot and sufficiently winding the loosened arm to fasten the noodle end. Elongation was the maximum force to change of noodle form and break by extension that was analyzed by a test speed of 3.0 mm s⁻¹ between two rollers with a 100 mm distance. The elongation at breaking was calculated per gram. Elasticity was determined by formula (1)^{34,35}

$$\text{Elasticity} = (F \times l_0) / (A \times \Delta l) \quad \dots(1)$$

where F is the tensile strength, l_0 is the original length of the noodles between the limit arms (mm), A is the original cross-sectional area of the noodle (mm^2), v is the rate of movement of the upper arm (mm/s), and t is break up time of the noodles (s). The measurement of texture was detected by the software and expressed as a graph.

Color Measurement

The color of the noodle sheets was determined by a colorimeter (Minolta CR 10, Minolta Co. Ltd., Osaka, Japan), and the CIE-Lab L^* , a^* and b^* values were analyzed based on the method by Fadzil *et al.*³² The L^* value measured the position on the white/black axis, the a^* value as the position on the red/green axis, and the b^* value as the position on the yellow/blue axis.

Analysis of Total Phenolic Content

The total phenolic content analysis was analyzed based on the reaction between phenolic compounds and Folin Ciocalteu (FC) reagent or phosphomolybdic acid and phosphotungstic acid. The FC reagent oxidizes phenolics (alkali salts) or phenolic-hydroxy groups to become a blue molybdenum-tungsten complex solution.³⁶ The intensity of the blue color was detected by a UV-Vis spectrophotometer (Spectrophotometer UV-Vis 1800, Shimadzu, Japan) at λ 760 nm. In the analysis, 7.5% Na_2CO_3 solution was added to reach pH 10 that caused an electron transfer reaction (redox). The obtained data were expressed in mg of gallic acid equivalent (GAE)/L sample.

Analysis of Total Flavonoid Content

The flavonoid content assay was done using the spectrophotometric method based on the reaction between flavonoids and AlCl_3 to form a yellow complex solution. In the presence of NaOH solution, a pink color is formed which can be detected by spectrophotometer (Spectrophotometer UV-Vis 1800, Shimadzu, Japan) at λ 510 nm.^{36,37,38} The obtained data were expressed in mg of catechin equivalent (CE)/L sample.

Analysis of DPPH Free Radical Scavenging Activity

The ability of antioxidant compounds to scavenge DPPH (2,2-diphenyl-1-picrylhydrazyl) free radicals can be used to evaluate antioxidant activity. The principle of the DPPH method is to measure

the absorbance of compounds that can react with DPPH radicals.³⁹ Antioxidant compounds can donate hydrogen atoms to DPPH radicals that caused the purple DPPH to be reduced to yellow.⁴⁰ The color change was measured as an absorbance at λ 517 nm by spectrophotometer (Spectrophotometer UV Vis 1800, Shimadzu, Japan).⁴¹ The data were expressed in mg gallic acid equivalent (GAE)/L dried noodles sample.

Analysis of Iron Ion Reduction Power

This method identifies the capacity of antioxidant components using potassium ferricyanide, trichloroacetic acid and ferric chloride to produce color complexes that can be measured spectrophotometrically (Spectrophotometric UV-Vis 1800, Shimadzu, Japan) at λ 700 nm.⁴² The principle of this testing is the ability antioxidants to reduce iron ions from $\text{K}_3\text{Fe}(\text{CN})_6$ (Fe^{3+}) to $\text{K}_4\text{Fe}(\text{CN})_6$ (Fe^{2+}). Then, potassium ferrocyanide reacts with FeCl_3 to form a $\text{Fe}_4[\text{Fe}(\text{CN})_6]_3$ complex. The color change is from yellow to green.⁴³ The final data were expressed in mg gallic acid equivalent (GAE)/L dried noodles.

Sensory Evaluation

The hedonic test of all samples of wet noodles involved 100 untrained panelists with an age range of 17 to 25 years old, because they are students in food technology department that who have received provision about hedonic food preference test. All panelist supplied informed consent before the examination. A hedonic test used in this research was the hedonic scoring method, where the panelists gave a preference score value of all samples.²⁶ The hedonic scores were transformed to numeric scale and analyzed using statistical analysis.⁴⁴ The numeric scale in the sensory analysis used a 9-point hedonic scale ranging from 1 (extremely disliked) to 9 (extremely liked). The panelists were asked to score according to their level of preference for texture, taste, color, flavor and overall acceptability. All the samples were blind coded with 3 digits which differed from each other.⁴⁵

Statistical Analysis

The research design used in the physicochemical assay was a randomized block design (RBD) with a single factor, i.e. differences in the concentration of the hot extract of pluchea leaf tea that consisted of seven levels, i.e., 0, 5, 10, 15, 20, 25 and 30% (w/v). Each treatment was repeated four times

that obtained 28 experiment units. A completely randomized design (CRD) was used to evaluate sensory assay with 100 untrained panelists with an aged 17 to 25 years old.

The normal distribution and homogeneity data were stated as the mean ± SD of the triplicate determinations and determined using ANOVA at p ≤ 5% using SPSS 17.0 software (SPSS Inc., Chicago, IL, USA). Any significant effect of factors by ANOVA test was followed with the DMRT (Duncan Multiple Range Test) at p ≤ 5% to determine treatment level that gave significant different results. The best

treatment of pluchea extract addition on wet noodles was analyzed by a spider web graph.

Results and Discussion

Wet noodles added with hot extract of pluchea leaf powder were produced to increase the functional values of wet noodles. This is supported by previous studies related to the potential values of water extract of pluchea leaf that exhibits biological activities.^{6,7,26} In this research, the cooking quality was observed after cooking wet noodles in 300 mL water/100 g samples for 3 min in boiling water.

Table 3: Color, moisture content, swelling index, and cooking loss of pluchea wet noodles.

Concentration of hot extract from pluchea leaf powder (% w/v)	Color					Moisture content (% wb)	Swelling index (%)	Cooking loss (%)
	L*	a*	b*	C	h			
0	67.14 ± 1.77 ^a	0.97±0.30	16.18±0.62 ^{ab}	16.20 ± 0.63	86.47 ± 1.04	63.90±1.51	56.22±17.36	3.40±1.31
5	59.49 ± 2.67 ^b	2.18±0.93	15.47±1.46 ^a	15.62 ± 1.53	82.12 ± 3.05	65.08±4.33	62.40± 4.71	3.33±1.26
10	58.95 ± 1.80 ^b	1.95±1.66	16.76±2.33 ^{a^b}	17.08 ± 2.16	83.29 ± 5.37	64.97±3.89	61.50± 7.51	3.00±1.16
15	58.35 ± 2.24 ^b	1.69±1.48	19.72±3.50 ^c	19.77 ± 3.38	84.67 ± 4.64	65.56±2.18	63.09± 6.31	3.31±0.92
20	56.48 ± 2.40 ^b	1.97±1.24	19.09±2.97 ^{b^c}	19.18 ± 2.90	83.62 ± 4.33	66.81±1.81	67.74± 5.91	4.06±0.51
25	59.07 ± 2.49 ^b	1.95±1.44	19.55±2.97 ^c	19.58 ± 2.90	83.83 ± 4.41	66.04±0.85	64.46±10.32	3.93±1.37
30	57.10 ± 2.06 ^b	2.09±1.51	18.08±4.94 ^{ab^c}	18.28 ± 4.84	82.49 ± 5.22	66.65±2.16	63.96± 5.31	4.23±1.34

Note the results were presented as SD of the means that were achieved by quadruplicate. Means with different superscripts (alphabets) in the same column are significantly different, p≤5%

Table 4: Texture of pluchea wet noodles.

Concentration of hot extract from pluchea leaf powder (% w/v)	Texture of pluchea wet noodles				
	Hardness (N)	Adhesiveness (g sec)	Cohesiveness	Elongation (%)	Elasticity (Pa)
0	135.75±5.91 ^a	-2.67 ±0.30 ^d	0.65±0.01 ^a	86.89±0.90 ^a	25336.72±104.20 ^a
5	120.13±2.05 ^a	-3.36±0.60 ^{c^d}	0.68±0.00 ^b	97.25±1.59 ^b	25898.27±760.94 ^b
10	134.85±1.77 ^a	-3.91±0.65 ^{b^c}	0.74±0.00 ^c	162.10±1.49 ^c	25807.73±761.85 ^b
15	180.48±5.06 ^b	-4.91±0.47 ^b	0.74±0.01 ^c	164.74±0.60 ^c	26971.61±516.71 ^b
20	195.11±14.14 ^b	-4.95±1.26 ^{ab}	0.75±0.01 ^{c^d}	221.60±1.55 ^d	2a7474.38±453.80 ^b
25	244.57±8.81 ^c	-6.03±0.29 ^a	0.75±0.00 ^{c^d}	230.65±0.73 ^e	27367.05±287.48 ^b
30	282.79±28.31 ^d	-6.05±0.22 ^a	0.79±0.01 ^d	255.38±0.36 ^f	26687.52±449.19 ^b

Note: the results were presented as SD of the means that were achieved by quadruplicate. Means with different superscripts (alphabets) in the same column are significantly different, p≤5%




Fig. 2: Wet noodles with hot water extract of pluchea leaf powder added at concentrations a. 0%; b. 5%; c. 10%; d. 15%; e. 20%; f. 25%; and g. 30% w/v

Cooking Quality

Cooking quality of wet noodles added with hot water extract from pluchea leaf powder at 0, 5, 10, 15, 20, 25 and 30% (w/v) was shown in Figure 2, Table 3 and Table 4. The addition of pluchea extract no significantly influenced the water content, cooking loss, swelling index, chroma, and hue of the produced wet noodles using statistical analysis by ANOVA at $p \leq 5\%$. Water content is one of the chemical properties of a food product determined shelf life of food products, because the water content measures the free and weakly bound water in foodstuffs.^{46,47} This study identified that the moisture content of the cooked wet noodles range between 64-67% wb. Previous study showed that the water content of the cooked egg wet noodles was around 54-58% wb⁴⁷ and maximum of 65%.²⁰ Chairuni *et al.*⁴⁶ stated that the boiling process could cause a change in moisture content from about 35% to about 52%.⁵ The Indonesian National Standard⁴⁸ stipulates that the moisture content of cooked wet noodles is a maximum of 65%. This means that only control noodles (without treatment) exhibited a moisture content similar to the previous information. The obtained data¹ showed a trend that an extract addition caused an increase in the water content of wet noodles, but statistical analysis at $p \leq 5\%$ showed no significant difference. This phenomenon was in accordance with the experimental results of Juliana *et al.*⁴⁹ that the using of spenoclea

leaf extract for making wet noodles, as well as Hasmawati *et al.*²⁰ that the sweet potato leaf extract increased the moisture of fresh noodles. The water content of pluchea wet noodles was expected by reaction between many components in the dough that impacted to the swelling index and cooking loss. Mualim *et al.*,¹⁴ Bilina *et al.*²² and Setiyoko *et al.*³¹ reported that the presence of amino in protein and hydroxyl groups in amylose and amylopectin fractions in wheat flour as raw material for making dough determines the moisture content, swelling index and cooking loss of wet noodles. The contribution of glutenin and gliadin proteins in wheat flour to form gluten networks determines the capability of noodles to swell and retain water in the system. Gliadin acts as an adhesive that causes dough to be elastic, while glutenin makes the dough to be firm and able to withstand CO₂ gas thus, the dough can expand and form pores. Fadzil *et al.*³² found that thermal treatment during the boiling process results in the denaturation of gluten and causes a monomer of proteins to determine other reactions at the disulfide or sulfhydryl chain. The existence of phenolic compounds from pluchea extract also increased the capacity of noodles to absorb water and determined water mobility. Widyawati *et al.*²⁶ confirmed that hydrophilic compounds of proteins, carbohydrates, and polyphenolic components determine water mobility due to their ability to bind with water molecules through hydrogen bonding.

Tuhumury *et al.*⁵⁰ informed that gluten formation can inhibit water absorption by starch granules so that can prevent gelatinization. Therefore, the addition of phenolic compounds from the hot extract of pluchea leaf powder can inhibit the formation of gluten so that stimulates gelatinization of starch granules.

As a result, the impact of increased the moisture content during boiling had an effect on the value of the swelling index and cooking loss of the wet noodles. Widyawati *et al.*²⁶ claimed that the swelling index is the capability to trap water which is dependent on the chemical composition, particle size, and water content. Gull *et al.*⁵¹ further confirmed that the swelling index is an indicator to determine water absorption by starch and protein to make gelatinization and hydration. Setiyoko *et al.*³¹ explained that cooking loss is the mass of noodle solids that come out of the noodle strands for boiling. Gull *et al.*⁵¹ added that soluble starch and other soluble components leach out into the water during the cooking process, making the cooking water turned thicker. The moisture content results (64-67% wb) showed that the produced wet noodles exceeded the moisture content limit of wet noodles after cooking, which is between 54-58%,⁴⁶ while the cooking loss value of wet noodles should not be more than 10%.³¹ In this study, the cooking loss value was 3-4.2%. The cooking loss of samples during boiling noodles were caused the breaking of the bonding network that the polysaccharides are released and the gluten network breaks because of the addition of pluchea leaf extract.¹ Widyawati *et al.*²⁶ supported that polyphenol can be bound with protein and starch with many non-covalent interactions, such as hydrogen bonding, electrostatic interaction, hydrophobic interaction, Van der Waal's interaction, and π - π stacking. This interaction can inhibit amylose and amylopectin from starch to undergo gelatinization and gliadin and glutelin from the protein of wheat flour to form gluten.

The swelling index value derived from this research was about 56-68%. Based on the previous research, the swelling index of egg wet noodles incorporated with angkung (*Ba¹lla alba* L.) fruit was around 51%.⁵¹ This means that the addition of pluchea leaf extract in wet noodles also affects the ability of noodles to absorb water. Widyawati *et al.*²⁶ and Suriyaphan⁶

noted that bioactive compounds in hot water extract of pluchea leaf tea include 3-O-caffeoylquinic acid, 4-O-caffeoylquinic acid, 5-O-caffeoylquinic acid, 3,4-O-dicaffeoylquinic acid, 3,5-O-dicaffeoylquinic acid, 4,5-O-dicaffeoylquinic acid, chlorogenic acid, caffeic acid, quercetin, kaempferol, myricetin, total¹ thocyanins, β -carotene, and total carotenoids. The swelling index of pluchea wet noodles was higher than the addition of angkung fruit extract, due to the involvement of hydroxyl groups from extract in absorbing water, in inhibiting the formation of gluten and in increasing the ability of starch granules to absorb water so that the swelling index and cooking loss increased. Suriyaphan⁶ informed¹ that hot extract of pluchea leaf tea contains 1.79 g/100 g protein, 8.65 g/100 g carbohydrate, and fiber (0.45 g/100 g soluble and 0.89 g/100 g insoluble), these compounds can involve in increasing the swelling index from pluchea wet noodles.

Color is one of the physical characteristics possessed by wet noodles that becomes a benchmark⁵ for consumer acceptance. This research found that the color of wet noodles was influenced by the addition of pluchea extract. The addition of pluchea leaf extract no significant affected the redness (a^*), chroma (C), and hue ($^{\circ}h$) of the wet noodles, but it influenced the yellowness (b^*) and lightness (L^*) values. Using of pluchea leaf powder brewing decreased the brightness of wet noodles significantly, as the concentration of the extract increased. This is related to the bioactive compounds of pluchea leaves, especially tannins, carotenoids, and flavonoids that cause the wet noodles to experience color changes. According to Widyawati *et al.*⁸ tannins are water-soluble compounds that can give a brown color. Suriyaphan⁶ and Widyawati *et al.*²⁶ also stated that Khlu tea from pluchea leaves contained β -carotene, total carotenoids, and total flavonoids of 1.70 ± 0.05 , 8.74 ± 0.34 , and 6.39 mg/100 g fresh weight, respectively. This pigment is a water-soluble pigment that gives a yellow color. Gull *et al.*⁵¹ stated that this pigment was easily changed in the paste sample due to the swelling and discoloration of the pigment during cooking.

Thus, the addition of hot water extract of pluchea leaf powder significantly reduced the brightness of wet noodles, because brown-colored noodles

were produced as the concentrations of added pluchea leaf extract increased. However, increasing the concentration of this extract had no influence on the redness, hue, and chroma value in ANOVA at $p \leq 5\%$. The results showed that the redness value of wet noodles revolved from 0.97 ± 0.30 to 2.18 ± 0.93 , whereas the hue value of wet noodles ranged from 52.12 ± 3.05 to 86.47 ± 1.04 . Based on this value, the color of wet noodles is in the yellow to the red color range,⁵³ thus the visible color of the wet noodle product was yellow to brown (Figure 2). Yellowness increased significantly with the addition of pluchea leaf extract and the value ranged from 16.18 ± 0.62 to 19.72 ± 3.50 . This was due to the availability of tannins and chlorophyll compounds from pluchea leaf extract. The chroma value of wet noodles was obtained within the range of 15.6 ± 1.5 to 19.8 ± 3.4 . This means that the brewing of pluchea leaf powder did not change the intensity of the brown color in the resulting wet noodles.

Texture analysis of pluchea wet noodles added with various concentrations of hot water extract from pluchea leaf powder was shown at Table 4, including hardness, adhesiveness, cohesiveness, elongation, and elasticity. Hardness is the maximum force given to a product until deformation.^{54,55} From the texture analyzer graph, hardness is measured from the highest height of the peak. The higher peak of graph shows the harder product.³² Adhesiveness is force or tackiness that is required to pull the product from its surface, its value is obtained from the area between the first and second compressions.^{56,57} Adhesiveness values show negative value, the bigger negative value means the product is stickier. Cohesiveness or compactness is the ratio of the positive force area to the first and second compressions,^{55,57} This is an indication of the internal forces that make up the product.⁵⁸ Elongation is the change in length of noodles when being exposed to a tensile force until the noodles break.⁵⁹ Elasticity is the time required for the product to withstand the load until it breaks. The more elastic a product, the longer the holding time. The data showed that the higher concentration of pluchea leaf powder within the hot water extract caused a significant increase in the hardness, stickiness, compactness, elasticity, and elongation of the resulting wet noodles. Widyawati *et al.*²⁶ informed that the polyphenols contained in pluchea leaf extract can be weakly interacted either

covalently or non-covalently (hydrogen bonds, van der Waals forces, and hydrophobic interactions) with starch and protein. Phenolic compounds can be dissolved in water because they have several hydroxyl groups that are polar. Amoako and Akiwa⁶⁰ and Zhu *et al.*⁶¹ have also proven that polyphenolic compounds can be interacted with carbohydrates through the interaction of two hydrophobic and hydrophilic functional groups with amylose. Diez-Sánchez *et al.*⁶² stated that polyphenolic compounds can be reacted with amylose and protein helical structures and largely determined by molecular weight, conformational mobility, and flexibility, as well as by the relationship between hydrogen donor/acceptor groups in protein, amylose, and polyphenols. The interactions between polyphenolic compounds, amylose and amylopectin can affect the gelatinization process in the amylose helical structure and interfere with the interaction between gliadin, glutenin, and water to form gluten, so that the distance of the network that functions to trap water and gas decreases. This phenomenon is in line with the trend of moisture content, swelling index and cooking losses. As a result, the wet noodles' texture increased. Based on the high cooking loss ($> 98\%$) and swelling index (56.2 to 67.7%) data, it can be concluded that the interaction that occurs between the phenol group in pluchea leaf extract with amylose and protein was weak. The bioactive components of pluchea leaf extract are thought to affect the formation of disulfide cross-links (S-S) and turn into to form sulfhydryl groups (-SH) under the influence of heat. Ananingsih and Zhou⁶³ said that antioxidant compounds are a reducing agent that can have an impact on reducing S-S bonds and increasing the number of SH groups in the dough to produce a harder texture. According to Rahardjo *et al.*⁵⁶ phenolic compounds are hydroxyl compounds that influence the strength of the dough, where the higher the component of phenol compounds will weaken the gluten matrix and the dough thus becoming unstable. The instability of the dough can cause the texture to become hard.

Many researchers also find that tannins and phenols influence the networking S-S bond in the dough of wet noodles. Wang *et al.*⁶⁴ showed that tannins increase the relative amount of large, medium polymers in the gluten protein network so as to improve the dough quality. Zhang *et al.*⁶⁵ claimed that these polymer compounds are the

results of interactions or combinations of protein-tannin compounds that form bonds with the type of covalent, hydrogen, or ionic bonds. Rauf and Andini⁶⁶ also added that phenol compounds can reduce S-S bonds to SH bonds. SH is a type of thiol compound group, where the thiol group can influence the stickiness, viscosity, cohesiveness, elongation, and extensibility of the dough. Wang *et al.*⁶⁷ discovered the effect of phenolic compounds from green tea extract to increase the stickiness of wheat bread. The cohesiveness of the dough is formed due to a large number of thiol bonds formed, thus increasing the viscosity of the dough. The increased viscosity of the dough is thought to be due to the formation of polyphenolic compounds with thiol groups, as in the research of Ananingsih and Zhou⁶³ that the formation of catechin-thiol can increase the viscosity of the dough and the stability

of the dough. Zhu *et al.*⁶⁸ mentioned that the addition of phenolic compounds from green tea was able to increase the PV (peak viscosity) of wheat flour. Wang *et al.*⁶⁴ also found that the cohesiveness of the dough is influenced by tannins, where tannins can produce micro-glutens so as to produce a compact dough and increase the gluten network. The addition of pluchea leaf extract in making wet noodles could influence the elongation of wet noodles due to the components of polyphenol compounds such as tannins that can reduce the number of free amino groups. This is supported by Zhang *et al.*³² and Wang *et al.*⁶⁴ that the formation of other types of covalent bonds, such as bonds between amino and hydroxyl groups, by forming hydrogen bonds between phenolic compounds and protein gluten so as to improve the quality of dough strength and dough extensibility.

Table 5: Total phenol content, total flavonoid content, the DPPH free radical scavenging activity, and iron ion reducing power of the pluchea wet noodles.

Concentration of Hot Extract from Pluchea Leaf Powder (% w/v)	TPC (mg GAE/kg Dried Noodles)	TFC (mg CE/kg Dried Noodles)	DPPH (mg GAE/kg Dried Noodles)	FRAP (mg GAE/kg Dried noodles)
0	39.26±0.66 ^a	32.36±1.47 ^a	96.75±4.26 ^a	25.96±0.25 ^a
5	61.09±3.80 ^b	46.31±2.15 ^b	121.36±3.58 ^b	34.50±1.71 ^b
10	82.84±3.11 ^c	62.44±0.55 ^c	130.68±4.82 ^c	51.33±2.19 ^c
15	101.48±2.16 ^d	84.67±1.22 ^d	142.48±2.14 ^d	58.69±2.14 ^d
20	114.94±4.20 ^e	100.14±1.50 ^e	148.84±3.20 ^e	67.26±0.06 ^e
25	128.06±1.38 ^f	107.93±0.89 ^f	157.51±7.69 ^f	69.53±1.06 ^f
30	136.35±1.16 ^g	131.69±1.56 ^g	166.97±1.53 ^g	84.98±0.11 ^g

Note the results were presented as SD of the means that were achieved by quadruplicate. Means with different superscripts (alphabets) in the same column are significantly different, $p \leq 5\%$.

Bioactive Compounds and Antioxidant Activity

Wet noodles added with pluchea leaf powder were analyzed based on its bioactive compounds and antioxidant activities. The analysis was conducted to determine the functional properties of wet noodles. Data analysis of the bioactive compound contents and antioxidant activity of wet noodles were presented in Table 5. The measured bioactive compounds (BC) involved total phenolic content (TPC) and total flavonoid content (TFC) and antioxidant activity (AA), including DPPH free radical

scavenging activity/DPPH and iron ion reducing power/FRAP). The higher the concentration of the added pluchea leaf powder extract, the higher the BC and AA of wet noodles. Statistical analysis at $p \leq 5\%$ showed that the addition of pluchea extract had a significant effect on BC and AA wet noodles. There was a tendency for the increase in BC in line with the increase in AA. Pearson correlation (PC) test showed that there was a positive and strong correlation between TPC and DPPH ($r = 0.990$), TPC and FRAP ($r = 0.986$), TFC and DPPH

($r=0.974$), and TFC and FRAP ($r=0.991$). This means that the antioxidant activity of wet pluchea noodles was strongly influenced by TPC and TFC. Muflihah *et al.*⁶⁹ informed that the PC ($r > 0.699$) indicates the strength and linear correlation between antioxidant activity (AA) and TPC, and also shows a strong positive relationship but PC ($r < 0.699$) obtains a moderately positive relationship. If the r value of TFC and AA is lower than TPC and AA, it indicates that the contribution of TPC to AA is greater than TFC to AA. PC is lower than 1 and there are other components that affect AA. The PC of TPC and TFC is $r > 0.913$ showing a strong positive relationship which is expected because both classes contributed to AA plants. Aryal *et al.*⁷⁰ and Muflihah *et al.*⁶⁹ informed that phenolic compounds are soluble natural antioxidants and potential donating electrons depend on their number and position of hydroxyl groups contributed to antioxidant action. Consequently, these groups are responsible to scavenge the free radicals which is expressed as TPC of pluchea wet noodles. DPPH free radical can accept electrons from phenolic compounds to change the stable purple-colored to the yellow-

colored solution. Based on FRAP analysis, it was showed that the bioactive compounds contained in pluchea wet noodles were a potential source of antioxidants because they can transform Fe^{3+} /ferricyanide complex to Fe^{2+} /ferrous. Therefore, the bioactive compounds in pluchea wet noodles can function as primary and secondary antioxidants. Research data showed that the cooking quality of wet noodles tends to increase along with the increase in the values of TPC, TFC, DPPH and FRAP.

Sensory Evaluation

Sensory assay of pluchea wet noodles, namely color, aroma, taste, texture, and overall acceptance, was carried out using a hedonic test to determine the level of consumer preference for the product. This test was conducted to determine the quality differences between the products and to provide an assessment on certain properties.⁴⁴ The hedonic test is the most widely used assessment to determine the level of preference for product.⁷¹ The results of the sensory evaluation of pluchea wet noodles were presented in Table 6.

Table 6: Effect of hot water extract from pluchea leaf powder to preferences for color, aroma, taste, texture, and overall acceptance of wet noodles at various concentrations

Concentration of Hot Extract from Pluchea Leaf Powder (% w/v)	Hedonic Score				
	Color	Aroma	Taste	Texture	Overall acceptance
0	6.19±1.25 ^d	5.52±1.08	5.50±1.18 ^c	6.20±1.13 ^b	6.63±1.49 ^c
5	5.62±1.28 ^c	5.52±0.83	5.51±1.29 ^c	6.37±1.14 ^{bc}	6.40±1.52 ^c
10	5.62±1.21 ^c	5.45±0.85	5.46±1.12 ^c	6.53±1.14 ^c	6.53±1.64 ^c
15	5.14±1.25 ^b	4.81±1.04	4.61±1.11 ^b	6.13±1.09 ^b	5.78±1.67 ^b
20	4.91±1.32 ^b	4.54±1.18	4.47±1.15 ^{ab}	5.80±1.06 ^a	5.17±1.70 ^a
25	4.54±1.40 ^a	4.26±1.23	4.20±1.24 ^a	5.50±1.04 ^a	5.23±1.75 ^a
30	4.47±1.33 ^a	4.05±1.34	4.15±1.40 ^a	5.59±1.05 ^a	5.37±1.91 ^a

Note the results were presented as SD of the means that were achieved by quadruplicate. Means with different superscripts (alphabets) in the same column are significantly different, $p \leq 5\%$.

The results of the sensory evaluation for color preference ranged from 4.47 ± 1.33 to 6.19 ± 1.26 (neutral-like). The statistical analysis showed that the higher concentration of hot water extract addition decreased lower color preference of wet noodles.

The higher concentration of pluchea extract could reduce the level of color preference because the color of the wet noodles was darker than control and turned to dark brown. This color change was due to the pluchea extract containing several components,

including chlorophyll and tannins, which can ¹er the of wet noodles' color to be browner along with the increase in the concentration of pluchea extract. This result was in accordance to the effect of color analysis performed using color reader where the pluchea wet noodles' brightness declined, yellowness increased, and the color intensity increased with an increased concentration of pluchea extract. The occurrence of this process is related to the effect of light and heat on pluchea leaf powder which causes the degradation of chlorophyll into brown pheophytin due to drying, where the nature of chlorophyll itself is sensitive to light, heat, oxygen, and chemicals.^{72,73}

Aroma is one of the parameters in sensory evaluation using the sense of smell and an indicator of the assessment of a product.⁷⁴ The results of the preference values for aroma were ranged from 4.05 ± 1.34 to 5.52 ± 1.23 (neutral-slightly like). Higher concentration of pluchea extract in wet noodles reduced the preference score for aroma due to distinct dry leaves (green) aroma. According to Lee *et al.*⁷⁵ the unpleasant aroma on leaves comes from a group of aliphatic aldehyde compounds. The appearance of a distinctive leaf aroma in noodles is due to aromatic compounds. According to Martiyanti and Vita⁷⁶ aromatic compounds are chemical compounds that have an aroma or odor when the conditions are met, which is volatile, while Widyawati *et al.*⁷⁷ informed that pluchea leaves were detected to have 66 volatile compounds. The appearance of the aroma is due to the volatile compounds in the raw material reacting with water vapor when boiling the noodles. In addition, there is also an oxidation process of polyphenolic compounds such as catechins or tannins that can produce an aroma in pluchea wet noodles.

According to Martiyanti and Vita³ taste attribute is one important sensory aspect in food products and has a great impact on the food selection by consumers. Tongue is able to detect basic tastes, such as sweet, salty, sour, and bitter, at different points. Lamusu⁷³ declared that taste is a component of flavor and an important criterion in assessing a product that is accepted by the tongue. The preference test of the taste of pluchea wet noodles resulted in values ranging from 4.15 ± 1.40 to 5.50 ± 1.28 (neutral-slightly like). The increase in concentrations of pluchea extract was ⁵negatively correlated to the preference level of the taste

of pluchea wet noodles assessed by the panelists. The statistical analysis results showed that the difference in the concentration of the extract significant influenced on the preference score for the taste of pluchea wet noodles. The increased concentration of pluchea extract produced a distinctive taste on wet noodles⁴ such as a bitter and astringent tastes, due to the presence of compounds such as tannins and alkaloids from the pluchea leaves. Susetyarini⁷⁸ said that pluchea leaves contain tannins (2.35%), and alkaloids (0.32%). According to Pertiwi⁷⁹ tannin compounds dominate the bitter and astringent taste, while alkaloid compounds cause a bitter taste. The high level of taste preference for wet noodles was found in noodles with lower content of pluchea extract.

Texture is a sensation of pressure that can be observed by mouth (when bitten, chewed, and swallowed) or touched with fingers.⁸⁰ Texture testing performed by the panelist is called mouthfeel testing. According to Martiyanti and Vita,⁷⁶ mouthfeel is the kinesthetic effect of chewing food in the mouth. In this study, the preference test results on the texture of pluchea wet noodles revolved from 5.50 ± 1.04 to 6.53 ± 1.13 (rather like). The higher concentration of pluchea extract resulted in chewy and hard wet noodles, which reduced the panelists' preference level. Changes in the texture of wet noodles are influenced by polyphenolic compounds' contents, as well as several processing steps that can determine textures of wet noodles, such as mixing ingredients, developing dough, boiling, and draining noodles. Subjective testing results based on sensory evaluation were in line with the objective testing the texture analyzer. The noodles' texture that was getting harder, sticky, compact, not easy to break, and tough were not preferred by the panelists. Therefore, mentioned final texture of pluchea wet noodles was influenced by the fiber and protein components. According to Shabrina,⁸¹ the components of fiber, protein, and starch complete to bind water. Texture changes are also influenced by the polyphenol compositions in the pluchea extract which is able to reduce S-S bonds to SH bonds, where the increase in SH (thiol) groups can cause a hard, sticky, and compact texture.^{64,66,67} Besides, a high concentration of tannins capable of binding to proteins to form complex compounds into tannins-proteins are also able to build noodles' texture.

The interaction between color, aroma, taste, and texture created an overall taste of the food product and was assessed as the overall preference. The highest value on the overall preference was derived from control wet noodles, i.e., 6.63 (slightly like it), while the wet noodles added with 20% (w/v) concentration of pluchea extract had a low overall preference i.e., 5.17 (neutral-rather like). The addition of pluchea extract at 0% (w/v) concentration produced an overall preference value closed to 10% (w/v) concentration with scores

of 6.63 and 6.53, respectively. The area of the spider web chart for each treatment with the various concentrations of pluchea extract was seen in Figure 3. The best treatment of the wet noodles was the addition of 10% (w/v) of pluchea extract with an area of 66.37 cm² based on an average sensory value of color, aroma, taste, texture, and overall acceptance with the scores of 5.62 (slightly like), 5.45 (slightly like), 5.46 (somewhat like), 6.53 (like), and 6.53 (like), respectively.

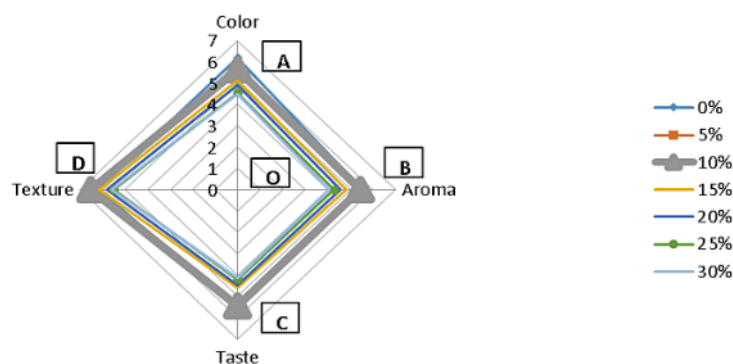


Fig. 3: Spider web graph of sensory evaluation on wet noodles at various concentrations of hot water extract from pluchea leaf powder

The use of pluchea leaf extract in the making of wet noodles was able to increase the functional values of wet noodles, based on the levels of bioactive compounds and antioxidant activity without changing the quality of cooking, which included water content, swelling index and cooking loss. Besides that, the use of pluchea leaf extract did not significantly change the color and color intensity, the resulting wet noodles, only slightly decreased the brightness level of the noodles. However, the wet noodles produced were still acceptable to the panelists, the addition of pluchea leaf extract as much as 10% (w/v) was the best treatment with an assessment that was almost closed to the control wet noodles (without treatment).

Conclusions

Addition of hot water extract of pluchea leaf powder influenced physical, chemical and sensory properties of wet noodles. Lightness, texture, bioactive compound content, antioxidant

activity, and sensory properties of samples underwent significant difference. The higher concentration of pluchea extract caused the bigger these parameters of pluchea wet noodles. Using 10% (w/v) of hot water extract from pluchea leaf powder was the best treatment with color, aroma, taste, and texture scores 5.62 (slightly like), 5.45 (slightly like), 5.46 (somewhat like), and 6.53 (like), respectively. Utilization of hot water extract of pluchea leaf powder at 10% (w/v) resulted functional wet noodles with TPC, TFC, DPPH free radical scavenging and iron ion reducing power were 82.84 mg GAE/kg dried samples, 62.44 mg CE/kg dried samples, 130.68 mg GAE/kg dried samples and 51.33 mg GAE/kg dried samples, respectively.

Acknowledgements

The author would like to thank Virly, S.TP., M.Sc., a lecturer in the Food Technology Study Program, Faculty of Agricultural Technology, Widya

Mandala Catholic University Surabaya, East Java, to support Dr Paini.

Conflict of Interest

The authors declare no conflict of interest.

Funding

The authors would like to thank the Agricultural Technology Faculty, Widya Mandala Catholic University Surabaya for the research grant.

References

1. Chan EWC, Ng YK, Wong SK, Chan HT. *Pluchea indica*: An updated review of its botany, uses, bioactive compounds and pharmacological properties. *Pharm Sci Asia*. 2022; 49(1): 77-85. DOI: 10.29090/psa.2022.01.21.113
2. Widyawati PS, Wijaya H, Harjosworo PS, Sajuthi D. Antioxidant activities of various fractions and methanolic extract of *Pluchea indica* Less leaves. *Agritech*. 2012; 32(3): 249-257. DOI: 10.22146/agritech.9618
3. Pargaputri AF, Munadzirah E, Indrawati R. Antibacterial effects of *Pluchea indica* Less leaf extract on *Enterococcus faecalis* and *Fusobacterium nucleatum* (in vitro). *Dental J*. 2016; 49(2): 93-98. DOI: 10.20473/j.djmkg.
4. Silalahi M. Utilization of *Pluchea Indica* (L.) Less and its bioactivity (Advanced study of plant utilization from community service in Sindang Jaya Village, Cianjur Regency. *Vivabio*. 2019; 1(1): 8-18. DOI: 10.35799/vivabio.1.1.2019.24744
5. Syafira AF, Masyhudi, Yani S. The effectiveness of *Pluchea Indica* (L.) Less ethanol extract against saliva bacteria in vitro. *Odonto Dental J*. 2019; 6(2): 68-75.
6. Suriyaphan O. Nutrition, health benefits and applications of *Pluchea indica* (L) Less leaves. *J Pharm Sci*. 2014; 41(4): 1-10.
7. Srisook K, Buapool D, Boonbai R, Simmasut P, Charoensuk Y, Srisook E. Antioxidant and Anti-Inflammatory Activities of Hot Water Extract from *Pluchea indica* Less. herbal Tea. *J Med Plants Res*. 2012; 6(23):4077-4081. DOI: 10.5897/JMPR12.773
8. Widyawati PS, Budianta TDW, Utomo AR, Harianto I. The physicochemical and Antioxidant Properties of *Pluchea Indica* Less Drink in Tea Bag Packaging. *IJFANS*. 2016; 5(3):113-120. <https://www.ijfans.org/issue-content/the-physicochemical-and-antioxidant-properties-of-pluchea-indica-less-drink-in-tea-bag-packaging-361>
9. Werdani YDW, Widyawati PS. Antidiabetic Effect on Tea of *Pluchea Indica* Less as Functional Beverage in Diabetic Patients. *ASSEHR*. 2018; 98:164-167. DOI:10.2991/icpsuas-17.2018.36
10. Sirichaiwetchakoon K, Lowe GM, Eumkeb G. The Free Radical Scavenging and Anti-Isolated Human LDL Oxidation Activities of *Pluchea indica* (L.) Less. Tea Compared to Green Tea (*Camellia sinensis*). *Hindawi Biomed Res Intern*. 2020; 2020(12):1-13. DOI: 10.1155/2020/4183643.
11. Widyawati PS, Ristiarini S, Darmaatmodjo LMYD, Siregar CP, Lianel AL. The effect of *Pluchea indica* Less Brewing Using to Physical and Chemical Properties Changes in *Pluchea* Jelly Drink. *J Food Technol Nutr*. 2020; 19(1):44-51. <https://doi.org/10.33508/jtpg.v19i1.2459>
12. Widyawati PS, Ristiarini S, Werdani YD, Kuswardani i, Herwina IN. Physicochemical and Organoleptic Properties Change of Soymilk with *Pluchea* Brewing Water Addition. *J Food Technol Nutr*. 2019; 18(2):98-111. <https://doi.org/10.33508/jtpg.v18i2.2157>
13. Kosasih C. The Effect of The Concentration of *Pluchea* Leaf Powder (*Pluchea Indica* Less) in Steeping Water on The Physicochemical and Organoleptic Properties of Buns. [Undergraduate]. Surabaya: Food Technology Study Program, Faculty of Agricultural Technology, Widya Mandala Surabaya Catholic University. 2018. <http://repository.wima.ac.id/id/eprint/15855/>
14. Mualim A, Lestari S, Hanggita R.J. Nutritional

- content and characteristics of wet noodle with substitute meat golden snail. *Fishtech*. 2013; 11(01):74-82. <https://doi.org/10.36706/fishtech.v2i1.1106>
15. Ministry of Health of The Republic of Indonesia. Indonesian food composition data.
16. Jirukkakul N. Improvement of Physical Properties and Phenolic Compounds of Egg Noodles by Banana Pulp and Peel Flour Fortification. *Food Res*. 2021;5(4):14-20. [https://doi.org/10.26656/fr.2017.5\(4\).671](https://doi.org/10.26656/fr.2017.5(4).671)
17. Eppang B, Nurhaeni, Khairuddin, Ridhay A, Jusman. Retention of Anthocyanin from Red Spinach Leaves Extract (*Alternanthera amoena* Voss) In Processing Wet Noodles. Covalent: *J Chem Res*. 2020;6(1):53-60. <https://doi.org/10.22487/kovalen.2020.v6.i1.14795>
18. Li M, Zhang JH, Zhu KZ, Peng W, Zhang SK, Wang B, Zhu YJ, Zhou JM. Effect of Superfine Green Tea Powder on The Thermodynamic, Rheological and Fresh Noodle Making Properties of Wheat Flour. *LWT-Food Sci Technol*. 2012; 46:23-28. DOI: 10.1016/j.lwt.2011.11.005.
19. Yu K, Zhou HM, Zhu KX, Guo XN, Peng W. Water Cooking Stability of Dried Noodles Enriched with Different Particle Size and Concentration Green Tea Powders. *Foods*. 2020; 9(298):1-14. DOI: 10.3390/foods9030298.
20. Hasmawati, Mustarin A, Fadilah R. Quality Analysis of Wet Noodles with Addition Purple Sweet Potato Leaf (*Ipomoea batatas*). *J Agric Technol Edu*. 2020; 6(1):87-100. DOI: 10.26858/jptp.v6i1.10474.
21. Khasanah V, Astuti P. The Effect of Adding Moringa oleifera Extract on Sensory Quality and Protein Content of Wet Noodles Substituted with Mocaf Flour. *J Technical Competence*. 2019; 11(2):15-21. DOI: 10.15294/jkomtek.v11i2.22499. <https://doi.org/10.15294/jkomtek.v11i2.22499>
22. Billina A, Waluyo S, Suhandi D. Study of The Physical Properties of Wet Noodles with Addition of Sea Weed. *J Lampung Agric Engineering*. 2014; 4(2):109-116. DOI: 10.23960/jtep-l.v4i2.%p
23. Serie ET, Nur'aini H, Hidaiyanti R. Effect of Ash Extracts and Turmeric Extracts Against Elasticity and Organoleptic Quality of Noodles. *Agritepa*. 2014; 1(1):52-62. DOI: 10.37676/agritepa.v1i1.116.
24. Nouri L, Nafchi AM, Karim AA. Mechanical and Sensory Evaluation of Noodles Incorporated with Betel Leaf Extract. *Intern J Food Engineering*. 2015; 11(2):221-227. DOI: 10.1515/ijfe-2014-0183.
25. Widyawati PS, Wijaya CH, Hardjosworo PS, Sajuthi D. Evaluation of Antioxidative Activity from Pluchea Leaves Extract (*Pluchea Indica* Less) Based on Difference of Leaf Segment. *Rekapangan Food Technol J*. 2011; 5(1):1-14. <https://core.ac.uk/download/pdf/234615371.pdf>
26. Widyawati PS, Suseno TIP, Widjajaseputra AI, Widyastuti TEW, Moeljadi WM, Tandiono S. The Effect of K-Carrageenan Proportion and Hot Water Extract of The *Pluchea indica* Less Leaf Tea on The Quality and Sensory Properties of Stink Lily (*Amorphophallus muelleri*) Wet Noodles. *Molecules*. 2022; 27(5062):1-16. DOI: 10.3390/molecules27165062
27. Risti Y, Tahayuni A. Effect of adding eggs on protein, fiber, level of elasticity and acceptance of gluten wet noodles made from composite flour (composite flour: mocaf flour, tapioca and corn starch). *JNC*. 2013; 2(4):696-703. <https://doi.org/10.14710/jnc.v2i4.3833>
28. Permatasari S, Widyastuti S, Suciwati. Effect of the ratio of taro flour and wheat flour on the chemical and organoleptic properties of wet noodles. Paper presented at: Proceeding of National Conference. The role of agricultural science and technology to realize food security. ISBN 978-602-8959-02-4, p. 52-59; March 3th 2009; Faculty of Agricultural Technology, Udayana University, Indonesia. [In Bahasa Indonesia]
29. Chakuton K, Puangpropintag D, Nakornriab M. Phytochemical Content and Antioxidant Activity of Colored and Non-Colored Thai Rice Cultivars. *Asian J Plant Sci*. 2012; 1(6): 285-293. DOI: 10.3923/ajps.2012.285.293.
30. Zambrano MV, Dutta B, Mercer DG, Maclean HL, Touchie MF. Assessment of Moisture Content Measurement Methods of Dried Food Products in Small-Scale Operations in Developing Countries: A Review. *Trends in Food Sci Technol*. 2019;

- 88:484-496. https://tspace.library.utoronto.ca/bitstream/1807/97173/1/assessment-moisture_tspace.pdf
31. Setiyoko A, Nugraeni, Hartutik S. Characteristics of Wet Noodles with Heat Moisture Treatment (HMT) Modified Pachyrhizus erosus Flour Substitution. *Andalas Agric Technol J.* 2018; 22(2):2579-4019. DOI: 10.25077/jtpa.22.2.102-110.2018.
 32. Fadzil NF, Abu Bakar MF, Yusop MHM, Abu Bakar FI. Sensorial and Physicochemical Characteristics of Herbal Noodle Enriched with Centella asiatica. *Food Res.* 2020; 4(4):1030 – 1037. DOI: 10.26656/fr.2017.4(4).408.
 33. Zhang L, Cheng L, Jiang L, Wang Y, Yang G, He G. Effects of Tannic Acid on Gluten Protein Structure, Dough Properties, and Bread Quality of Chinese Wheat. *J Sci Food and Agric.* 2010; 90(14):2462-2468. DOI: 10.1002/jsfa.4107
 34. Foo WT, Yew HS, Liong MT, Azhar ME. Influence of Texture, Mechanical, and Structural Breakdown Properties of Cooked Yellow Alkaline Noodles. *IFRJ.* 2011; 18(4):1295-1301. [http://www.ifrj.upm.edu.my/18%20\(04\)%202011/\(13\)IFRJ-2011-090.pdf](http://www.ifrj.upm.edu.my/18%20(04)%202011/(13)IFRJ-2011-090.pdf)
 35. Muhandri T, Subarna, Palupi NS. Characteristics of Corn Wet Noodles Due to The Feeding Rate and Addition of Guar Gum. *J Food Technol Industry.* 2013; 24(1):110-114. <https://doi.org/10.6066/jtip.2013.24.1.110>
 36. Muntana N, Prasong S. Study on Total Phenolic Contents and Their Antioxidant Activities of Thai White, Red, and Black Rice Bran Extracts. *Pakistan J Biological Sci.* 2010; 13(4):170- 174. DOI: 10.3923/pjbs.2010.170.174.
 37. Kumar S, Kumar D, Manjusha, Saroha K, Singh N, Vashishta B. Antioxidant and Free Radical Scavenging Potential of *Citrullus colocynthis* (L.) Schrad. Methanolic Extract. *Acta Pharmaceutica.* 2008; 58:215-220. DOI: 10.2478/v10007-008-0008-1.
 38. Phong HX, Viet NT, Quyen NTN, Think PV, Trung NM, Ngan TTK. Phytochemical Screening, Total Phenolic, Flavonoid Contents, and Antioxidant Activities of Four Spices Commonly Used In Vietnamese Traditional Medicines. *Materials Today: Proceedings.* 2022; 56: A1-A5. DOI: 10.5530/pj.2018.1.22.
 39. Sompong R, Siebenhandl-Ehn S, Linsberger-Martin G, Berghofer E. Physicochemical and Antioxidative Properties of Red and Black Rice Varieties from Thailand, China and Sri Lanka. *Food Chem.* 2011; 124:132-140. DOI: 10.1016/j.foodchem.2010.05.115.
 40. Chanda S, Dave R. In Vitro Models for Antioxidant Activity Evaluation and Some Medicinal Plants Possessing Antioxidant Properties: An Overview. *AJMR.* 2009; 3: 981-996. https://academicjournals.org/article/article1380377744_Chanda%20and%20Dave.pdf
 41. Trissanthi CM, Susanto WH. Effect of Citric Acid Concentration and Heating Time on The Chemical and Organoleptic Characteristics of Imperata Syrup (*Imperata cylindrica*). *J Food and Agroindustry.* 2016; 4 (1): 180-189. <https://jpa.ub.ac.id/index.php/jpa/article/view/318/329>
 42. Al-Temimi A, Choudhary R. Determination of Antioxidant Activity in Different Kinds of Plants In Vivo and In Vitro by Using Diverse Technical Methods. *J Nutrition and Food Sci.* 2013; 3(1):1-6. DOI: 10.4172/2155-9600.1000184
 43. Park YS, Kim SJ, Chang HI. Isolation of Anthocyanin from Black Rice (*Heugjinjubyeo*) and Screening of Its Antioxidant Activities. *Korean J Microbiol Biotechnol.* 2008; 36(1):55-60. <https://koreauniv.pure.elsevier.com/en/publications/isolation-of-anthocyanin-from-black-rice-heugjinjubyeo-and-screen>
 44. Tarwendah IP. Comparative Study of Sensory Attributes and Brand Awareness of Food Products. *J Food and Agroindustry.* 2017; 5(2):66-73. <https://jpa.ub.ac.id/index.php/jpa/article/view/531/388>
 45. Olorunsogo ST, Adebayo SE, Orhevba BA, Awoyinka TB. Sensory Evaluation of Instant Noodles Produced from Blends of Sweet Potato, Soybean and Corn Flour. *Food Res.* 2019; 3(5): 515 – 524. DOI: 10.26656/fr.2017.3(5).305
 46. Chairuni AR, Rahmiyati TM, Zikrillah. The Effect of Use of Red Dragon Leather Skin Extract and Long Storage to Water Content, Total Microby, and Organoleptic Test Wet Noodle. *Serambi J Agric Technol.* 2019; 1(1):43-51. <https://doi.org/10.32672/sjat>

- v1i1.1131
47. Yuliani, Sari RA, Emmawativ A, Candra KP. The Shelf Life of Wet Noodle Added by Gendarussa (*Justicia gendarussa* Burm. F.) Leaves Extract. *Indonesian J Agric Res.* 2020; 03(01):23-30. DOI: 10.32734/injar.v3i1.3823.
 48. Indonesian National Standard. Indonesian National Standard 2987 about Wet Noodles. Jakarta. Indonesia. 2015.
 49. Juliana DMH, Suriati L, Candra IP. Substitusi Ubi Jalar Kuning dan Penambahan Ekstrak Daun Gonda (*Spenochlea zeylanica* Gaertner) pada Mie Basah. *Gema Agro.* 2019; 24(02):73-83. <http://dx.doi.org/10.22225/ga.24.2.1703.73-83>.
 50. Tuhumury HCD, Ega L, Sulfiyah P. Physical Characterization of Wet Noodles with Various Wheat, Mocaf, and Tuna Fish Flour. *J Fisheries Development.* 2020; 4(1):43-50. <http://jurnal.uniyap.ac.id/index.php/Perikanan>
 51. Gull A, Prasad K, Kumar P. Nutritional, Antioxidant, Microstructural and Pasting Properties of Functional Pasta. *J Saudi Society Agric Sci.* 2018; 17:147-153. DOI: 10.1016/j.jssas.2016.03.002.
 52. Patria DG, Prayitno SA, Mardiana NA. The Effect of Angkung (*Basella alba* L.) Fruit Addition on Physicochemical Properties of Noodles. *Foodscitech.* 2022; 5(1): 22-30. DOI: 10.25139/fst.v5i1.4544.
 53. McCamy CS. The Primary Hue Circle, Color Research and Application. *Color Research and Application.* 1993; 18(1):3-10. DOI: 10.1002/col.5080180104.
 54. Engelen A. 2018. Analysis of Hardness, Moisture Content, Color and Sensory Properties of Manufacture of Moringa Leaf Chips. *J Agritech Sci.* 2018; 2(1):1-6. DOI: 10.30869/jasc.v2i1.173
 55. Hariyadi P. Handout Analysis of Texture. Bogor: Bogor Agricultural University. 2020: 54.
 56. Rahardjo M, Wahyu FD, Nadia ET. Physical Characteristics, Sensory, and Antioxidant Activity of Wheat Bread with The Addition of Green Tea Powder. *J Food and Agroindustry.* 2020; 8(1):47-55. DOI: 10.21776/ub.jpa.2020.008.01.6.
 57. Agusman, Murdinah, Wahyuni T. The Nutritional Quality and References of Wheat Noodles Incorporated with *Caulerpa* sp. Seaweed. *IFRJ.* 2020; 27(3):445-453. [http://www.ifrj.upm.edu.my/27%20\(03\)%202020/DONE%20-%2006%20-%20IFRJ19361.R1.pdf](http://www.ifrj.upm.edu.my/27%20(03)%202020/DONE%20-%2006%20-%20IFRJ19361.R1.pdf)
 58. Haliza W, Kailaku SI, Yuliani S. 2012. The Use of Mixture Response Surface Methodology in Optimizing Brownies Formula Based on Banten Taro Flour (*Xanthosoma undipes* K.) as an Alternative Food Source of Fiber. *Postharvest J.* 2012; 9(2):96-106. <https://media.neliti.com/media/publications/196643-ID-penggunaan-mixture-response-surf-met.pdf>
 59. Fitriani RJ. Substitution of Sorghum Flour on Elongation and Acceptability of Wet Noodles with Proportional Volume of Water. [Undergraduate]. Surabaya: Faculty of Health, Muhammadiyah University. 2016.
 60. Amoako D, Awika JM. Polyphenol Interaction with Food Carbohydrates and Consequences on Availability of Dietary Glucose. *Food Sci.* 2016; 8: 14–18. DOI: 10.1016/J.COFS.2016.01.010.
 61. Zhu F. Interactions between Starch and Phenolic Compound. *Trends Food Sci Technol.* 2015; 43:129–143. DOI: 10.1016/j.tifs.2015.02.003.
 62. Diez-Sánchez D, Quiles A, Hernando I. Interactions Between Blackcurrant Polyphenols and Food Macronutrients in Model Systems: in Vitro Digestion Studies. *Foods.* 2021; 10(847):1-14. DOI: 10.3390/foods10040847.
 63. Ananingsih VK, Zhou W. Effects of Green Tea Extract on Large-Deformation Rheological Properties of Steamed Bread Dough and Some Quality Attributes of Steamed Bread. In 11th ICEF. Proceeding. 2012. <http://www.icef11.org/content/papers/fpe/FPE825.pdf>
 64. Wang Q, Li Y, Sun F, Li X, Wang P, Sun J, Zeng J, Wang C, Hu W, Chang J, Chen M, Wang Y, Li K, Yang G, He G. Tannins Improve Dough Mixing Properties Through Affecting Physicochemical and Structural Properties of Wheat Gluten Proteins. *Food Res Intern J.* 2015; 69: 64-71. DOI: 10.1016/j.foodres.2014.12.012
 65. Zhang YJ, Gan RY, Li S, Zhou Y, Li AN, Xu DP, Li HB. Antioxidant Phytochemicals for The Prevention and Treatment of Chronic

- Diseases. *Molecules*, 2015; 20(12): 21138-21156. DOI: 10.3390/molecules201219753.
66. Rauf R, Andini KT. Physical Characteristics and Sensory Acceptance of Bread from Composite Wheat and Cassava Flours with Variation in Dough Mixing Time. *Agritech*. 2019;39(2):169-278. DOI: 10.22146/agritech.41515.
67. Wang R, Zhou W, Isabelle M. Comparison Study of The Effect of Green Tea Extract (GTE) on The Quality of Bread by Instrumental Analysis and Sensory Evaluation. *Food Res Int J*.2007; 40:470-479. DOI: 10.1016/j.foodres.2006.07.007.
68. Zhu F, Sakulnak R, Wang S. Effect of Black Tea on Antioxidant, Textural, and Sensory Properties of Chinese Steamed Bread. *Food Chem*. 2016; 194:1217-1223. DOI: 10.1016/j.foodchem.2015. 08.110.
69. Muflihah YM, Gollavelli G, Ling YC. Correlation Study of Antioxidant Activity with Phenolic and Flavonoid Compounds In 12 Indonesian Indigenous Herbs. *Antioxidants*. 2021; 10(1530):1-15. DOI: 10.3390/antiox10101530.
70. Aryal S, Baniya MK, Danekhu K, Kunwar P, Gurung R, Koirala N. Total Phenolic Content, Flavonoid Content and Antioxidant Potential of Wild Vegetables from Western Nepal. *Plants*.2019; 8(96):1-12. DOI: 10.3390/plants8040096.
71. Suryono C, Ningrum L, Dewi TR. Desirability and Organoleptic Test on 5 Packages and Products of The Thousand Islands Descriptively. *Tourism J*.2018; 5(2):95-106. DOI: 10.31311/ par.v5i2. 3526.
72. Luliana S, Purwanti NU, Manihuruk KN. Effect of Simplicia Drying of Senggani Leaves (*Melastoma malabathricum* L.) on Antioxidant Activity Using the DPPH Method (2,2-Diphenyl-1-Picrylhydrazil). *Pharmacy Sci*.2016; 3(3):120-129. DOI: 10.7454/psr.v3i3.3291.
73. Donowarti I, Fidhiani DD. 2020. Observation of Processed Leaves of *Pluchea (Pluchea indica* Less) on Its Physical and Chemical Properties. *Yudharta J, Food Technol: Media Information and Sci Com Agric Technol*.2020; 11(2):118-134. DOI: 10.35891/tp.v11i2.2166.
74. Lamusu D.2015.Organoleptic Test of Purple Sweet Potato (*Ipomoea batatas* L.) Jalangkote As an Effort for Food Diversification. *J Food Process*. 2020; 3(1):9-15. DOI: 10.31970/Pangan.V3i1.7.
75. Lee J, Chambers DH, Chambers E, Adhikari K, Yoon Y. Volatile Aroma Compounds in Various Brewed Green Teas. *Molecules*. 2013; 18:10024-10041. DOI: 10.3390/molecules 180810024
76. Martiyanti MA, Vita VV. Organoleptic Properties of White Sweet Potato Flour Instant Noodles with The Addition of Moringa Leaf Flour. *J Food Technol*. 2018; 1(1):1-13. DOI: 10.26418/jft.v1i1.30347.
77. Widyawati PS, Wijaya CH, Hardjosworo PS, Sajuthi D. Volatile Compounds of *Pluchea Indica* Less and *Ocimum Basilicum* Linn Essential Oil and Potency as Antioxidant. *Hayati J Biosci*.2013; 20(3):117-126. DOI: 10.4308/hjb.20.3.117.
78. Susetyarini E. *Pluchea* Leaf Tannin Activity on Spermatozoa Concentration of Male White Rats. *Gamma J*. 2013; 8(2):14-20. <https://ejournal.umm.ac.id/index.php/gamma/article/view/2404>
79. Pertiwi CTE. 2016. The Effect of The Proportion of *Pluchea* Leaf Extract and Turmeric with The Addition of Lime Water on The Organoleptic Properties of Instant Drinks. *J Family Medicine*. 2013;5(3):36-47. <https://ejournal.unesa.ac.id/index.php/jurnal-tata-boga/article/view/16180/14692>
80. Noviyanti S, Wahyuni, Syukri M. Analysis of Organoleptic Assessment of Cake Brownies Substitution of Wikau Maombo Flour. *Food Sci Technol J*. 2016; 1(1):58-66. DOI: 10.33772/jstp.v1i1.1040.
81. Shabrina N. The Effect of Substitution of Wheat Flour with Koro Sword Bean Flour (*Canalia Ensiformis* L) and Fermentation Time on The Characteristics of White Bread. [Undergraduate thesis]. Bandung: Indonesia University of Pasundan.2017. <http://repository.unpas.ac.id/28532/>



Gmail

food resaerch



99+

Compose

Mail

Inbox

1,452

Chat

Starred

Spaces

Snoozed

Sent

Meet

Drafts

8

More

Labels

Successful Manuscript submission for Current Research in Nutrition and Food Science Journal

External Inbox x



Current Research in Nutrition and Food Science info@foodandnutritionjournal.org via karif.websitewelc... Sat, Feb 11 to me

Dear Painsi Sri Widyawati

Thank you for submitting your manuscript "The Effect of Hot Water Extract of Pluchea Leaf Powder on the Physical, Chemic Wet Noodles" through Online Submission !

Shortly our team will mail you the status of manuscript.

Please feel free to contact us back at info@foodandnutritionjournal.org. Our team will always be glad to answer your inquiries

Editorial Assistant
Current Research in Nutrition and Food Science
www.foodandnutritionjournal.org/

--
This mail is sent via contact form on Current Research in Nutrition and Food Science Journal www.foodandnutritionjournal.org



Gmail

Search in mail



99+

Compose

Mail

Inbox

1,443

Chat

Starred

Spaces

Snoozed

Meet

Sent

Drafts

More

Labels

Request for Review - 3638 External Inbox x



Managing Editor

to me

Mon, Mar 20,

Dear Dr Paini Sri Widyawati,

Hope this email finds you well.

We would like to inform you that kindly send us the highlighted revised manuscript along with the revised author response fo in the re-evaluation comment.

We highly appreciate it if you could send us the desired documents for further processing at your earliest convenience.

Looking forward to hearing from you soon.

Best Regards

Yanha Ahmed

Editorial Assistant

[Current Research in Nutrition and Food Science](#)



Search in mail



99+

Compose

Mail

Inbox

1,443

Chat

Starred

Spaces

Snoozed

Sent

Drafts

Meet

More

Labels



Paini Sri Widyawati <paini@ukwms.ac.id>
to Managing

Wed, Mar 22,

Dear Ms Yanha Ahmed

I have revised my manuscript and sent it again. Related to a request from the reviewer about GC-MS and FTIR data, I can't f
I apologize.

Thanks for attention
Regards

Paini Sri Widyawati

One attachment • Scanned by Gmail



Search in mail



- 99+ Compose
- Mail
- Inbox 1,443
- Starred
- Snoozed
- Sent
- Drafts
- More

Labels

The Effect of Not ...



Managing Editor

to me

Thu, Mar 23

Dear Dr Pains,

Thank you for your email. We understand your concern.

Kindly send us both of the re-evaluation response forms with the mentioned explanation addressing the reviewer's comments regarding the "GC-MS and FTIR data".

Let us know if you need any further assistance.



Paini Sri Widyawati

Dear Ms Yanha Ahmed I have completed and sent both of the re-evaluation forms. Thanks for attentions Regards Paini Sw



Search in mail



99+

Compose

Mail

Inbox

1,443



Paini Sri Widyawati <paini@ukwms.ac.id>
to Managing

Mar 23, 2023

Chat

Starred

Dear Ms Yanha Ahmed

Spaces

Snoozed

I have completed and sent both of the re-evaluation forms.
Thanks for attentions

Meet

Sent

Regards

Drafts

Paini Sw

More

Labels

2 Attachments • Scanned by Gmail





Search in mail



99+

Compose

Mail

Inbox

1,443

Chat

Starred

Spaces

Snoozed

Meet

Sent

Drafts

More

Labels



Managing Editor

Fri, Mar 24,

to me

Dear Dr Paini,

We would like to inform you that kindly mention the improvements done by the author in response to the reviewer's comment. Kindly do the needful and update you soon accordingly.



Paini Sri Widyawati

Dear Ms Yanha Ahmed I send my manuscript revise and re-evaluation forms



Managing Editor

Mar 27, 2023

to me

Dear Dr Paini,

Thank you for your response.
We are forwarding your article for further process, we will update you soon accordingly.



Search in mail



99+

Compose

Mail

Inbox

1,443



Paini Sri Widawati <paini@ukwms.ac.id>
to Managing

Fri, Mar 24

Chat

Starred

Dear Ms Yanha Ahmed

Spaces

Snoozed

I send my manuscript revise and re-evaluation forms

Meet

Drafts

More

Labels

3 Attachments • Scanned by Gmail



Managing Editor

Mar 27 2023



Search in mail



99+

Compose

Mail

Inbox

1,443



Paini Sri Widawati <paini@ukwms.ac.id>
to Managing

Mar 24, 2023

Chat

Starred

Dear Ms Yanha Ahmed

Spaces

Snoozed

I send my manuscript revise and re-evaluation forms

Meet

Drafts

More

Labels

3 Attachments • Scanned by Gmail



Managing Editor

Mar 27 2023



Search in mail



99+

Compose

Mail

Inbox

1,443



Managing Editor

to me

Mar 27, 2023

Chat

Starred

Dear Dr Paini,

Spaces

Snoozed

Thank you for your response.

We are forwarding your article for further process, we will update you soon accordingly.

Meet

Sent

Drafts

More

Labels

Thank you for your response.

Thanks a lot.

Ok, thank you.

Reply

Forward



Gmail

Search in mail



99+

Compose

Mail

Inbox

1,443

Chat

Starred

Spaces

Snoozed

Meet

Sent

Drafts

More

Labels

Request for revision as per editorial comments - 3638 External Inbox x



Managing Editor

to me

Mon, Apr 3, 1:47 PM (12 d)

Dear Dr Painsi Sri Widyawati,

We have received the final comments on your manuscript from our editorial board member.

Attached are their suggestions for your reference.

"1. The author has accepted reviewer suggestions and made modifications to the manuscript.

2. Keyword: please write alphabetically.

3. Lines 52-53: please change the word 'organoleptic characteristics to sensory properties.

4. Line 82: please add the photo of *Plucea indicia* leaves to make it clear.

5. Please add a reference to the noodle processing method that use in this study.

6. Concerning sensory evaluation, whether the author has made concerns form before the examination? If yes, p regarding 'all participants supplied informed consent before the examination' Line 187, please make an explanati



Search in mail



99+

Compose

Mail

Inbox

1,443

Chat

Starred

Spaces

Snoozed

Sent

Drafts

Meet

More

Labels



Painsi Sri Widyawati <painsi@ukwms.ac.id>
to Managing

Tue, Apr 4, 11:33AM (11 d)

Dear Ms Yanha Ahmed

Regarding the editor's request that my manuscript be proofread before I send it to your journal, is there no proofreading from total fee, because I'm worried if I ask for proofreading from outsiders it won't be safe.

Please inform me

Regards

Painsi Sri Widyawati



Search in mail



99+

Compose

Mail

Inbox

1,443



Managing Editor

to me

Tue, Apr 4, 12:39 PM (11 d

Chat

Starred

Dear Dr Paini,

Spaces

Snoozed

Thank you for your email.

Meet

Sent

We would like to inform you that our journal does not provide an English proofreading certificate as requested by our Editoria requested to proofread the language of your manuscript with the help of a reputed agency.

Drafts

More

Let us know if you need any further assistance in this regard.

Labels



Paini Sri Widyawati

Wed, Apr 5

Dear Ms Yanha Ahmed Related to Easter holidays at our institution, I need extended time to send back my proofreading put



Managing Editor

Wed, Apr 5

Dear Dr Paini, Thank you for informing us. This is to inform you that we are closing our issue on 10th of April 2023, We requ



Gmail

Search in mail



99+

Compose

Mail

Inbox

1,443

Chat

Starred

Spaces

Snoozed

Sent

Meet

Drafts

More

Labels



Painsi Sri Widyawati <painsi@ukwms.ac.id>
to Managing

Wed, Apr 5, 2:40 PM (10 d)

Dear Ms Yanha Ahmed

Related to Easter holidays at our institution, I need extended time to send back my proofreading publication until the secur
Thank you for attention

Regards

Painsi Sri Widyawati



Managing Editor

Wed, Apr 5

Dear Dr Painsi, Thank you for informing us. This is to inform you that we are closing our issue on 10th of April 2023, We requ



Painsi Sri Widyawati

Wed, Apr 5

Dear Ms. Yanha Ahmed I can try to get a proofreading certificate as soon as possible and I will inform you soon. Thanks for :



Search in mail



99+

Compose

Mail

Inbox

1,443

Chat

Starred

Spaces

Snoozed

Meet

Sent

Drafts

More

Labels



Managing Editor

to me

Wed, Apr 5, 3:20 PM (10 d

Dear Dr Pains,

Thank you for informing us.

This is to inform you that we are closing our issue on 10th of April 2023,

We request you kindly do the needful at your earliest convenience otherwise your article will be forwarded to our August issue for us to include your manuscript in our coming issue of April 2023

Looking forward to hearing from you soon.



Paini Sri Widyawati

Apr 5, 2023

Dear Ms. Yanha Ahmed I can try to get a proofreading certificate as soon as possible and I will inform you soon. Thanks for :



Gmail

Search in mail



99+

Compose

Mail

Inbox

1,443



Painsi Sri Widyawati <paini@ukwms.ac.id>
to Managing

Wed, Apr 5, 5:05 PM (10 d)

Chat

Starred

Dear Ms. Yanha Ahmed

Spaces

Snoozed

I can try to get a proofreading certificate as soon as possible and I will inform you soon.

Thanks for attention

Meet

Sent

Regards

Drafts

More

Painsi Sri Widyawati

Labels



Managing Editor

Dear Dr Painsi, Thank you for updating us.

Apr 6, 2023



Painsi Sri Widyawati

Apr 7, 2023



Gmail

Search in mail



99+

Compose

Mail

Inbox

1,443



Managing Editor

Thu, Apr 6, 12:17 PM (9 d)

to me

Dear Dr Paini,

Thank you for updating us.

Chat

Starred

Snoozed

Spaces

Sent

Drafts

Meet

More

Labels



Paini Sri Widyawati

Apr 7, 2023

Dear Ms Yanha Ahmed Sorry to bother you. I have received a statement letter from the language institute in our city and they



Managing Editor

Apr 7, 2023

Dear Dr Paini, Thank you for submitting the revised manuscript. We are forwarding your article to our editorial board member



Managing Editor

Apr 12, 2023

Attached are their suggestions for your reference - "Please re-read again what I said in my previous email: years old? Please



Search in mail



99+

Compose

Mail

Inbox

1,443

Chat

Starred

Spaces

Snoozed

Sent

Meet

Drafts

More

Labels



Painsi Sri Widyawati <paini@ukwms.ac.id>
to Managing

Fri, Apr 7, 12:46 AM (8 d)


Dear Ms Yanha Ahmed

Sorry to bother you. I have received a statement letter from the language institute in our city and they have corrected the ms and sent back the revised and corrected manuscript to you along with a response in the form of final comments. Thank you for kindness in all of this.

Regards

Painsi Sri Widyawati

3 Attachments • Scanned by Gmail





Search in mail



99+

Compose

Mail

Inbox

1,443

Chat

Starred

Spaces

Snoozed

Sent

Drafts

Meet

More

Labels



Managing Editor

Fri, Apr 7, 1:53 PM (8 d)

to me

Dear Dr Pains,

Thank you for submitting the revised manuscript.

We are forwarding your article to our editorial board member for the re-evaluation process, we will update you soon according



Managing Editor

Apr 12, 2023

Attached are their suggestions for your reference - "Please re-read again what I said in my previous email: years old? Please



Paini Sri Widyawati

Apr 13, 2023

Dear Ms Yanha Ahmed I have sent my revised manuscript with adding : 1. The reason of choosing panelist and statement "a



Managing Editor

Apr 13, 2023, 5:08 PM (2 d)

to me

Dear Dr Pains



Gmail

Search in mail



99+

Compose

Mail

Inbox

1,443

Chat

Starred

Spaces

Snoozed

Sent

Drafts

Meet

More

Labels



Managing Editor

to me

Wed, Apr 12, 1:01PM (3 d)

Dear Dr Painsi Sri Widyawati,

We have received the final comments on your manuscript from our editorial board member.

Attached are their suggestions for your reference - **"Please re-read again what I said in my previous email:**

5. Please add a reference to the noodle processing method that use in this study.

6. Concerning sensory evaluation, whether the author has made concerns form before the examination? If yes, please add the sentence regarding 'all panellists supplied informed consent before the examination'. Line 187, please make an explanation why the author uses panellists 17 to 25 years old? Please add the word 'old' after 17 and 25 years.

I state again:

1. The author did not change to put a reference to noodle processing.
2. The author did not explain why they use panellists 17 to 25 years old."

We kindly request you revise the file as per their comments and resend us along with the response form at your earliest con

Kindly do the needful so that we will move forward with the publication process in a timely manner.



Search in mail



99+

Compose

Mail

Inbox 1,443

Chat

Starred

Spaces

Snoozed

Meet

Sent

Drafts

More

Labels

I have sent my revised manuscript with adding :

1. The reason of choosing panelist and statement **"all panellists supplied informed consent before the examination"**
 2. Two references to making wet noodles (Risti et al., 2013 and Permatasari et al., 2009)
 3. Revision of list number of references
- All revisions have been given a green color sign.

Thanks for attention

Regards

Paini SW

2 Attachments • Scanned by Gmail





Gmail

Search in mail



99+

Compose

Mail

Inbox

1,443

Chat

Starred

Spaces

Snoozed

Meet

Sent

Drafts

More

Labels



Managing Editor

to me

Apr 13, 2023, 5:08 PM (2 d)

Dear Dr Paini,

Thank you for submitting the revised documents.

We are forwarding your article to our assigned reviewers for the re-evaluation process, we will update you soon accordingly.

We will update you soon accordingly.

[Thank you for your response.](#)

[Thank you for the update.](#)

[Thanks a lot.](#)

Reply

Forward



Search in mail



99+

Compose

Mail

Inbox

1,443

Chat

Starred

Spaces

Snoozed

Sent

Drafts

Meet

More

Labels



Managing Editor

to me

Fri, Apr 14, 4:31 PM (1)

Dear Dr Paini,

Attached is the Acceptance cum Bill for your article

We would like to inform you that your article has been accepted by our Editorial Committee in the Current Research in Nutrif Journal.

We request you kindly transfer the Article processing charges to the following account.at your earliest convenience as the is

Details are mentioned below -

Account Name: Enviro Research publishers
Bank: State Bank of India
Branch: Bhopal main branch, T.T. Nagar Bhopal- 462001
Account No.:32679196050
IFSC code: SBIN0000332
Swift code: SBININBB268

Kindly send us the scanned copy along with the highlighted revised manuscript for further processing.



Search in mail



- 99+ Compose
- Mail
- Inbox
- Starred
- Snoozed
- Sent
- Drafts
- More

Labels

1,443



Painsi Sri Widyawati <paini@ukwms.ac.id>
to Managing

Apr 14, 2023, 7:25 PM (22 hc)

Dear Ms Yanha Ahmed

Thanks for attention
I will pay in Monday April 17th 2023 and inform you as soon as possible

Regards

Painsi SW

Reply Forward

Current Research-The Effect of Hot Water Extract of Pluchea indica Leaf Powder on the Physi

ORIGINALITY REPORT

17%

SIMILARITY INDEX

17%

INTERNET SOURCES

7%

PUBLICATIONS

3%

STUDENT PAPERS

PRIMARY SOURCES

1	www.mdpi.com Internet Source	9%
2	www.degruyter.com Internet Source	2%
3	Submitted to Simmons College Student Paper	2%
4	ejournal.unitomo.ac.id Internet Source	1%
5	Marcliansi Sinaga, Marniza Marniza, Lukman Hidayat. "Addition of Kecombrang Flower Flour (Etlingera elatior) to the Characteristics of Red Beans Noodles", AGRITROPICA : Journal of Agricultural Sciences, 2022 Publication	1%
6	epdf.tips Internet Source	1%
7	journals.innovareacademics.in Internet Source	1%



Exclude quotes On

Exclude matches < 1%

Exclude bibliography On