



PLAGIARISM TOOLS

- Pengecekan kemiripan kata
- Membantu penulis untuk terhindar dari unsur plagiat

PLAGIARISM TOOLS





PERPUSTAKAAN
UNIVERSITAS KATOLIK WIDYA MANDALA
SURABAYA



JAM LAYANAN
PERPUSTAKAAN UKWMS

mulai 01 September 2022

KAMPUS DINOYO

Senin s/d Jumat
08.00 - 18.00 WIB



KAMPUS KALIJUDAN

Senin s/d Jumat
08.00 - 16.00 WIB



KAMPUS PAKUWON

Senin s/d Jumat
08.00 - 16.00 WIB



KAMPUS PASCASARJANA

Senin s/d Jumat
16.00 - 19.00 WIB

LAYANAN CEK TURNITIN

SETIAP HARI JUMAT TUTUP PUKUL
10.30 - 12.00 WIB UNTUK MISA





Log in to Turnitin

Email address

Password

Log in

Or



Sign in with Google



Log in with Clever

TAMPILAN LOGIN TURNITIN

Perpustakaan UKWMS | User Info | Messages (18 new) | Instructor ▼ | English (International) ▼ | Community | ? Help | Logout



All Classes

Join Account (TA)

NOW VIEWING: HOME

About this page

This is your instructor homepage. To create a class, click the "Add Class" button. To display a class's assignments and papers, click the class's name.

Universitas Katolik Widya Mandala Surabaya

+ Add Class

All Classes

Expired Classes

Active Classes

Note: Your class, "FAKULTAS VOKASI", is set to expire within 30 days. Expired classes become read-only and are automatically moved into your expired classes folder. You can extend the end date of any class by clicking the class's "edit" icon below.

Class ID	Class name	Status	Start Date	End Date	Class Summary	Learning Analytics	Edit	Copy	Delete
37015971	FAKULTAS VOKASI	Active	06-Dec-2022	09-Jun-2023					
37144394	UKDC	Active	18-Dec-2022	22-Jun-2023					
37292082	FKIP	Active	03-Jan-2023	08-Jul-2023					
37475493	FAKULTAS TEKNIK	Active	12-Jan-2023	17-Jul-2023					
38201749	FAKULTAS ILMU KOMUNIKASI	Active	06-Mar-2023	06-Mar-2024					
38459761	FAKULTAS BISNIS	Active	30-Mar-2023	30-Mar-2024					

TAMPILAN ADD CLASS TURNITIN

NOW VIEWING: [HOME](#) > [CREATE CLASS](#)

Create a new class

To create a class, enter a class name and a class enrollment key. Click "Submit" to add the class to your homepage.

Class settings

* Class type

* Class name

* Enrollment key

* Subject area(s)

* Student level(s)

Class start date 17-May-2023

* Class end date 

Cancel

Submit



All Classes

Join Account (TA)

NOW VIEWING: HOME

✔ Congratulations! You have created the new class: Hana Lisbeth Panjaitan

About this page

This is your instructor homepage. To create a class, click the "Add

Universitas Katolik Widya Mandala

Note: Your class, "FAKULTAS VOKASI", is set to expire within 30 days. You can extend the end date of any class by clicking the class's "edit" icon below.

Class created

Congratulations! You have just created the new class: Hana Lisbeth Panjaitan
If you would like students to enroll themselves in this class, they will need both the enrollment key you have chosen and the unique class ID generated by Turnitin:

Class ID **39057151**
Enrollment key **hanalisbeth**

Note: Should you ever forget the class ID, it is the number to the left of the class name on your class list. You can view or change your enrollment key by editing the class.

Click the class name to enter the class and get started creating assignments.

Continue

+ Add Class

All Classes

Expired Classes

Active Classes

You can extend the end date of any class by clicking the class's

Class ID	Class name	Active	Start Date	End Date	Learning Analytics	Edit	Copy	Delete
37015971	FAKULTAS VOKASI							
37144394	UKDC	Active	18-Dec-2022	22-Jun-2023				
37292082	FKIP	Active	03-Jan-2023	08-Jul-2023				
37475493	FAKULTAS TEKNIK	Active	12-Jan-2023	17-Jul-2023				
38201749	FAKULTAS ILMU KOMUNIKASI	Active	06-Mar-2023	06-Mar-2024				
38459761	FAKULTAS BISNIS	Active	30-Mar-2023	30-Mar-2024				
39057151	Hana Lisbeth Panjaitan	Active	16-May-2023	16-May-2024				

About this page

This is your instructor homepage. To create a class, click the "Add Class" button. To display a class's assignments and papers, click the class's name.

Universitas Katolik Widya Mandala Surabaya

+ Add Class

All Classes

Expired Classes

Active Classes

Note: Your class, "FAKULTAS VOKASI", is set to expire within 30 days. Expired classes become read-only and are automatically moved into your expired classes folder. You can extend the end date of any class by clicking the class's "edit" icon below. ✕

Class ID	Class name	Status	Start Date	End Date	Class Summary	Learning Analytics	Edit	Copy	Delete
37015971	FAKULTAS VOKASI	Active	06-Dec-2022	09-Jun-2023					
37144394	UKDC	Active	18-Dec-2022	22-Jun-2023					
37292082	FKIP	Active	03-Jan-2023	08-Jul-2023					
37475493	FAKULTAS TEKNIK	Active	12-Jan-2023	17-Jul-2023					
38201749	FAKULTAS ILMU KOMUNIKASI	Active	06-Mar-2023	06-Mar-2024					
38459761	FAKULTAS BISNIS	Active	30-Mar-2023	30-Mar-2024					
39057151	Hana Lisbeth Panjaitan	Active	16-May-2023	16-May-2024					



Assignments

Students

Libraries

Calendar

Discussion

Preferences

NOW VIEWING: HOME > HANA LISBETH PANJAITAN

About this page

This is your class homepage. Click the "Add assignment" button to add an assignment to your class homepage. Click an assignment's "View" button to view the assignment inbox and any submissions that have been made to the assignment. You can make submissions by clicking on the "Submit" option in the assignment's "More actions" menu.

Hana Lisbeth Panjaitan

CLASS HOMEPAGE | QUICKMARK BREAKDOWN

+ Add Assignment

START

DUE

POST

STATUS

ACTIONS

Before you or your students can submit a paper, you first need to create an assignment.

About this page

To create an assignment, enter an assignment title and choose the start and due dates for the assignment. If you like, you can enter an additional assignment description. By default, papers submitted to this assignment will be checked against all of our databases. If you would like to create a custom search or view other advanced assignment options, click the "Optional settings" link.

New Assignment

Assignment title [?](#)

Allow only file types that Turnitin can check for similarity

Allow any file type [?](#)

Submit papers to: [?](#)

no repository

Optional settings

Start date [?](#)

17-May-2023


at :

Due date [?](#)

24-May-2023

at :

 Close options

Enter special instructions 

Allow submissions after the due date? 


- Yes
 No

Similarity Report

Generate Similarity Reports for submissions? 


- Yes
 No

Generate Similarity Reports for student submission 

immediately first report is final 

Exclude bibliographic materials from Similarity Index for all papers in this assignment? 

- Yes
 No

Exclude quoted materials from Similarity Index for all papers in this assignment? 

- Yes
 No

Exclude small sources? [?](#)

Yes

No

ETS® e-rater® Settings


Enable grammar checking using e-rater® technology? [?](#)

Yes

No

Note: Turnitin for iPad® doesn't currently support ETS® e-rater®. All viewing and management of ETS® e-rater® results must be completed through Turnitin directly.

Would you like to save these options as your defaults for future assignments?

Submit 

Current and archived internet

Periodicals, journals, & publications

ETS® e-rater® Settings

Enable grammar checking using e-rater® technology? [?](#)


[Assignments](#)
[Students](#)
[Libraries](#)
[Calendar](#)
[Discussion](#)
[Preferences](#)

NOW VIEWING: HOME > HANA LISBETH PANJAITAN

About this page

This is your class homepage. Click the "Add assignment" button to add an assignment to your class homepage. Click an assignment's "View" button to view the assignment inbox and any submissions that have been made to the assignment. You can make submissions by clicking on the "Submit" option in the assignment's "More actions" menu.

Hana Lisbeth Panjaitan

[CLASS HOMEPAGE](#) | [QUICKMARK BREAKDOWN](#)
[+ Add Assignment](#)

START

DUE

POST

STATUS

ACTIONS

Library Class

PAPER

17-May-2023
11:42AM

24-May-2023
23:56PM

N/A
N/A

0 / 0
submitted

View

More actions ▼

[Edit settings](#)
[Submit](#)
[Delete assignment](#)

Author

Non-enrolled student



First name

Last name

Submission title

The file you are submitting will not be added to any repository.

What can I submit?

Choose the file you want to upload to Turnitin:

Choose from this computer



Choose from Dropbox



Choose from Google Drive

We take your privacy very seriously. We do not share your details for marketing purposes with any external companies. Your information may only be shared with our third party partners so that we may offer our service.

Upload

Cancel

Processing: Fix LAPORAN HASIL KEGIATAN WEBINAR Library Class Series 2 – Pelatihan Pengelolaan Referensi Mendeley.docx

Author:

Hana Lisbeth Panjaitan

Assignment title:

Library Class

Submission title:

Library Class



Please wait... you will be asked to confirm to complete the process.

We take your privacy very seriously. We do not share your details for marketing purposes with any external companies. Your information may only be shared with our third party partners so that we may offer our service.

Confirm

Cancel

Author:

Hana Lisbeth Panjaitan

Assignment title:

Library Class

Submission title:

Library Class

File name:

Fix LAPORAN HASIL KEGIATAN WEBINAR Library
Class Series 2 – Pelatihan Pengelolaan Referensi
Mendeley.docx

File size:

1.31M

Page count:

15

Word count:

1076

Character count:

6290



We take your privacy very seriously. We do not share your details for marketing purposes with any external companies. Your information may only be shared with our third party partners so that we may offer our service.

Confirm

Cancel



Assignments

Students

Grade Book

Libraries

Calendar

Discussion

Preferences

NOW VIEWING: HOME > HANA LISBETH PANJAITAN > LIBRARY CLASS

About this page

This is your assignment inbox. To view a paper, select the paper's title. To view a Similarity Report, select the paper's Similarity Report icon in the similarity column. A ghosted icon indicates that the Similarity Report has not yet been generated.

Library Class

INBOX | NOW VIEWING: NEW PAPERS ▼

Submit File

[Online Grading Report](#) | [Edit assignment settings](#) | [Email non-submitters](#)

<input type="checkbox"/>	AUTHOR	TITLE	SIMILARITY	GRADE	RESPONSE	FILE	PAPER ID	DATE
<input checked="" type="checkbox"/>	Hana Lisbeth Panjait...	Library Class	22% 	--	--		2095261161	17-May-2023



LAPORAN HASIL KEGIATAN WEBINAR
“ LIBRARY CLASS SERIES 2 – PELATIHAN MENDELEY ”



Match Overview

22%

1	www.coursehero.com Internet Source	5%	>
2	repository.bsi.ac.id Internet Source	3%	>
3	library.ukwms.ac.id Internet Source	3%	>
4	issuu.com Internet Source	2%	>
5	123dok.com Internet Source	2%	>
6	media.neliti.com Internet Source	2%	>
7	repository.unimal.ac.id Internet Source	1%	>

LAPORAN HASIL KEGIATAN WEBINAR
“ LIBRARY CLASS SERIES 2 – PELATIHAN MENDELEY ”



Download



Current View



Digital Receipt



Originally Submitted File




BAB I PENDAHULUAN

1.1 Latar Belakang Kegiatan

¹ Mendeley adalah sebuah perangkat lunak (software) untuk melakukan pengolahan/manajemen referensi, aplikasi ini membantu para peneliti (pelajar, akademisi, dan lain-lain) untuk melakukan sitasi dan mengelola referensi (daftar pustaka) dengan mudah.
² Mendeley merupakan program komputer dan web yang dikembangkan Elsevier.

¹ Mendeley memiliki fungsi utama untuk mengelola daftar referensi untuk penulisan, mengatur kutipan ke dalam format tertentu dan sebagai alat pencarian yang dapat men-download referensi. Selain memiliki fungsi utama sebagai manajemen artikel dan referensi ilmiah aplikasi mendeley juga berfungsi untuk berkolaborasi, membuat grup penelitian dan statistik.

⁹ Mendeley dapat diperoleh secara gratis dan mendukung berbagai platform seperti Microsoft Windows, Apple MacOS, maupun Linux.



Match Overview

22%

1	www.coursehero.com Internet Source	5%	>
2	repository.bsi.ac.id Internet Source	3%	>
3	library.ukwms.ac.id Internet Source	3%	>
4	issuu.com Internet Source	2%	>
5	123dok.com Internet Source	2%	>
6	media.neliti.com Internet Source	2%	>
7	repository.unimal.ac.id Internet Source	1%	>

< www.coursehero.com

Internet Source



ntohnya tidak semua buku yang dikutip (sitasi) tidak tertera dalam daftar pustaka/referensi. Jika iya, maka anda perlu menggunakan Mendeley membantu mengatasi masalah tersebut. Lalu apa itu Mendeley? **Mendeley adalah sebuah perangkat lunak (software) untuk melakukan pengolahan/manajemen referensi, dengan aplikasi ini membantu para peneliti (pelajar, akademisi, dll) untuk melakukan sitasi dan mengelola referensi (daftar pustaka)**

Mendeley adalah sebuah perangkat lunak (software) untuk melakukan pengolahan/manajemen referensi, aplikasi ini membantu para peneliti (pelajar, akademisi, dan lain-lain) untuk melakukan sitasi dan mengelola referensi (daftar pustaka) dengan mudah. Mendeley merupakan program komputer dan web yang dikembangkan Elsevier.

Mendeley memiliki fungsi utama untuk mengelola daftar referensi untuk penulisan, mengatur kutipan ke dalam format tertentu dan sebagai alat pencarian yang dapat men-download referensi. Selain memiliki fungsi utama sebagai manajemen artikel dan referensi ilmiah aplikasi mendeley juga berfungsi untuk berkolaborasi, membuat grup penelitian dan statistik.

Mendeley dapat diperoleh secara gratis dan mendukung berbagai platform seperti Microsoft Windows, Apple MacOS, maupun Linux.

Match Overview

22%

< Match 1 of 2 >

1	www.coursehero.com Internet Source	5%	>
2	repository.bsi.ac.id Internet Source	3%	>
3	library.ukwms.ac.id Internet Source	3%	>
4	issuu.com Internet Source	2%	>
5	123dok.com Internet Source	2%	>
6	media.neliti.com Internet Source	2%	>
7	repository.unimal.ac.id Internet Source	1%	>



AI



TAMPILAN DETAIL FILE

Library Class

by Hana Lisbeth Panjaitan

Submission date: 17-May-2023 02:07PM (UTC+0700)

Submission ID: 2095261161

File name: ary_Class_Series_2_Pelatihan_Pengelolaan_Referensi_Mendeley.docx (1.31M)

Word count: 1076

Character count: 6290

Library Class

ORIGINALITY REPORT

22%	21%	2%	1%
SIMILARITY INDEX	INTERNET SOURCES	PUBLICATIONS	STUDENT PAPERS

PRIMARY SOURCES

1	www.coursehero.com Internet Source	5%
2	repository.bsi.ac.id Internet Source	3%
3	library.ukwms.ac.id Internet Source	3%
4	issuu.com Internet Source	2%
5	123dok.com Internet Source	2%
6	media.neliti.com Internet Source	2%
7	repository.unimal.ac.id Internet Source	1%
8	www.uny.ac.id Internet Source	1%
9	mahasiswa.ung.ac.id Internet Source	1%
10	Muhammad Saipul, Dwi Astuti. "PERENCANAAN BISNIS DAN PEMBUATAN OLAHAN KERUPUK RUMPUT LAUT "K'SWEED" ANEKA RASA (TINJAUAN ASPEK PEMASARAN)", Inovbiz: Jurnal Inovasi Bisnis, 2018 Publication	1%

TAMPILAN PERSENTASE TURNITIN

TIPS MENURUNKAN PERSENTASE SIMILARITY TURNITIN

1

- Cermati persentase yang besar

2

- Parafrase (tulis dengan kata-kata sendiri)

3

- Gunakan Reference Manager

4

- Mencari sinonim atau persamaan kata



2. GUNAKAN PARAFRASE

Gunakan Paraphrasing Tools



Memasukkan

XA (Id) ▼

Mendeley memiliki fungsi utama untuk mengelola daftar referensi untuk penulisan, mengatur kutipan ke dalam format tertentu dan sebagai alat pencarian yang dapat men-download referensi. Selain memiliki fungsi utama sebagai manajemen artikel dan referensi ilmiah aplikasi mendeley juga berfungsi untuk berkolaborasi, membuat grup penelitian dan statistik.



↑ **Mengunggah**

(.doc, .docx, .pdf)

353/1000

Keluaran

Fungsi utama Mendeley adalah memelihara daftar referensi untuk menulis, mengatur kutipan ke dalam format tertentu, dan berfungsi sebagai alat pencarian dari mana referensi dapat diunduh. Aplikasi Mendeley mencakup fitur untuk kolaborasi, pembuatan kelompok riset, dan statistik, selain fitur utama manajemen artikel dan referensi ilmiah.

Tampilkan Perubahan



Periksa Plagiarisme 🔍

↓ Pdf

↓ Word

metode: **REWRITE** | RECREATE
 1 Kredit

Kekuatan: 1 | 2 | 3
 ^
 bawaan

Anda sekarang dapat menulis ulang hingga 250.000 karakter menggunakan kredit! 1 Kredit per 5000 karakter.

MENULIS KEMBALI

3. GUNAKAN REFERENCE MANAGER

Thomson Reuters
EndNote
Advance your Research and Publish Instantly

zotero
The next-generation research tool.

 **MENDELEY**
RESEARCH NETWORKS BETA 0.9

 **RefWorks**

JabRef *reference manager*

 **BibDesk**

citavi

 **refbase**

citeulike 

4. MENCARI PERSAMAAN KATA/SINONIM

sinonimkata.com



DigoPaul



www.maknaa.com



TRIK MENSIASATI TURNITIN

1. Mengubah teks menjadi gambar
2. Memberikan tanda petik yang mengapit tulisan (“.....”)
3. Tulisan sengaja dibuat salah ejaannya (typo)
4. Mengubah karakter tambahan dengan warna putih

TRIK MENSIASATI TURNITIN

5. Menguji file naskah dengan file berbeda
6. Spasi diganti dengan karakter lain dan diberi warna putih
7. Menghapus kata-kata yang *dihighlight* Turnitin dan dicek kembali dengan Turnitin
8. File tulisan yang akan dicek dengan format PDF

MENCEGAH TRIK MENSIASATI TURNITIN

1. File yang dicek Turnitin adalah file Word
2. Cermati format dan tulisan
3. Warna karakter dibuat hitam semua
4. Bimbingan yang baik mengenai penulisan karya ilmiah yang baik



FOLLOW MEDIA SOSIAL PERPUSTAKAAN

 LibraryWMSby

 library.ukwms.ac.id

 Perpustakaan UKWMS

 [librarywmscu](https://www.instagram.com/librarywmscu)

 library@ukwms.ac.id

 [librarywmscu](https://www.tiktok.com/librarywmscu)



TERIMA KASIH