


# DEVELOPING CHILDREN'S SPEAKING ABILITY THROUGH PUPPETRY DRILL

## A THESIS

In Partial Fulfilment of the Requirements  
for the Sarjana Pendidikan Degree in  
English Language Teaching



By

**ESTER NURAINI SUKMANA**  
1213087016

No. INDUK	3474/93
TGL. ERIMA	
RELI RADIAN	
No. BUKU	1213087016
KOPI KE	1/1

**Universitas Katolik Widya Mandala Surabaya**  
**Fakultas Keguruan dan Ilmu Pendidikan**  
**Jurusan Pendidikan Bahasa dan Seni**  
**Program Studi Pendidikan Bahasa Inggris**  
**December, 1992**

APPROVAL SHEET

(1)

This thesis entitled DEVELOPING CHILDREN'S SPEAKING ABILITY THROUGH PUPPETRY DRILL

---

---

---


---

and prepared and submitted by Ester Nuraini Sukmana has been approved and accepted as partial fulfilment of the requirements for Sarjana Pendidikan degree in English Language Teaching by the following advisors.



DR. Veronica L. Diptoadi

First Advisor





Drs. Harto Pramono

Second Advisor

APPROVAL SHEET  
(2)

This thesis has been examined by the committee on Oral Examination with a grade of           B           on December 22<sup>nd</sup> 1992

  
DR. Wuri Soedjatmiko  
Chairperson

  
DR. Veronica L. D. MSc  
Member

  
Dra. Tiahianing T.  
Member

  
Dra. Siti Mina T.  
Member

Approved by :

  
  
Drs. Antonius Gurito

Dean of  
the Teacher Training College

  
  
Drs. Stefanus Laga Tukan

Head of  
the English Department

## ACKNOWLEDGEMENTS

This thesis has to be submitted as a partial fulfillment of the requirements for the Sarjana Pendidikan Degree in English Language Teaching, Jenjang Program S1, Jurusan Pendidikan Bahasa dan Seni, Program Studi Pendidikan Bahasa Inggris, Fakultas Keguruan dan Ilmu Pendidikan, Universitas Katolik Widya Mandala, Surabaya.

The writer would like to express her deep gratitude to Heavenly Father for His blessings and guidance to the writer during the accomplishment of this thesis. Besides, she is really grateful to her first and second advisors who helped her write this thesis. First, she would like to express her gratitude to DR. Veronica L. Diptoadi for her invaluable guidance and assistance in writing her thesis. Her gratitude is also due to Drs. Harto Pramono who has given her patient guidance and advice in finishing this thesis. The writer is sure that without them, this thesis would never have been accomplished the way it should be.

The writer

## ABSTRACT

Normally every human being can speak--communicate with others--though they are not able to read or write. It seems that the oral communication is more needed and considered more valuable than the written one.

Since language is primarily spoken, drilling is very important for children (students) because drill is as the basic of oral practice. Therefore, to develop children's speaking English ability, the teachers can use some drills techniques, such as dialogue drill, picture drill, etc. However, drills can be boring if used for too long, and they are based on the same element of practice (repetition), which is the justification for drills. As a result, children are discouraged to practice the spoken language. In other words, they have no motivation to practice their speaking skill and feel bored facing a monotonous situation. Of course, here, the variation of drill techniques is needed to avoid drill to be boring.

As a matter of fact, the teacher should be creative to drill her students in speaking subject. In this study the writer chooses a technique through puppetry drill. Using puppetry drill in teaching speaking English here, the teacher uses puppets as an audio visual aid to drill children. There is never a shortage of material in using the puppetry drill. The various kinds of material can avoid puppetry drill to be boring.

Through puppetry drill, the teachers not only help to avoid drill that is boring, but also to develop the students' ability in speaking. This technique helps the teachers in their efforts to make their teaching more alive as puppetry drill gives variation and provides enjoyable atmosphere, which can break the tension in the classroom. Furthermore, the puppetry drill arises the children's motivation as well as attracts them to participate in the classroom activities.

Finally, the writer hopes that this thesis may contribute some ideas to the English courses or elementary schools, especially in her efforts of developing the students' speaking ability. The writer realizes that there are still many shortcomings in this thesis. Therefore, she will happily accept any constructive criticisms from the readers

## TABLE OF CONTENT

APPROVAL SHEET ( 1 )	ii
APPROVAL SHEET ( 2 )	iii
ACKNOWLEDGEMENT	IV
ABSTRACT	V
TABLE OF CONTENT	VI



CHAPTER	I	INTRODUCTION	1
		1.1 The background of the Study	1
		1.2 The Statement of the Problem	3
		1.3 The Objective of the Study	4
		1.4 The Significance of the Study	4
		1.5 The Scope and Limitation of the Study	4
		1.6 The Difinition of Key Terms	5
		1.7 The Methodology of the Study	6
		1.8 The Organization of the Study	6
CHAPTER	II	SOME THEORIES RELATE TO PUPPETRY DRILL	7
		2.1 The Language Learning	7
		2.1.1 Motivation	7
		2.1.2 Language Skills	10
		2.1.3 The Importance of Speaking	11
		2.2 Approaches	13
		2.2.1 Audiolingual Approach	13

2.2.2	Communicative Approach	17
2.3	Drills	18
2.4	Media	22
2.4.1	The Use of Media	23
2.4.2	The Advantages of Media	24
2.4.3	The Kinds of Media	26
CHAPTER III	THE NATURE OF PUPPETRY DRILL	27
3.1	The Characteristics of Puppetry Drill	29
3.2	The Role of the Puppetry Drill in Language Learning	30
3.3	The Use of Puppetry Drill in Speaking	32
3.4	The Role Teacher in Puppetry Drill	36
CHAPTER IV	APPLICATION OF PUPPETRY DRILL IN SPEAKING	40
4.1	How to Apply the Puppetry Drill in Speaking	40
4.1.1	A Puppet Show Presented by the Teacher	42
4.1.2	A Puppet Show Presented by the Children	44
4.2	Some Suggested Material (Dialogues) of Puppetry Drill Used in Speaking	44

4.2.1	Work	45
4.2.2	In the Community	47
4.2.3	Transportation	48
4.2.4	Services	49
4.2.5	Feeling	51
4.3	Some Suggested Ways of Making puppets and The Puppet Stage	52
4.3.1	Some Suggested Ways of Making Puppets	52
4.3.1.1	Paper Plate Puppets	53
4.3.1.2	Paper-Bag Puppets	54
4.3.1.3	Box Puppets	54
4.3.1.4	Sock Puppets	55
4.3.1.5	Cylinder Puppets	55
4.3.1.6	Molded-Head Puppets	56
4.3.1.7	Rod Puppets	57
4.3.1.8	Humanette Puppets	57
4.3.2	The Suggested Ways of Making Puppet Stage	58
CHAPTER V	CONCLUSION	60
5.1	Summary	60



5.2	Suggestions	61
	BIBLIOGRAPHY	64
	APPENDICE	67