

**THE EFFECT OF SEMANTIC MAPPING TECHNIQUE AND
VOCABULARY EXPLANATION TECHNIQUE ON THE
READING COMPREHENSION ACHIEVEMENT OF THE
FIFTH GRADE STUDENTS OF
SDK YOHANNES GABRIEL SURABAYA**

THESIS

**In Partial Fulfillment of the Requirements for
the *Sarjana* Pendidikan Degree in
English Language Teaching**



By:

VENI MARIA


1213003012

**UNIVERSITAS KATOLIK WIDYA MANDALA SURABAYA
FAKULTAS KAGURUAN DAN ILMU PENDIDIKAN JURUSAN
PENDIDIKAN BAHASA DAN SENI
PROGRAM STUDI PENDIDIKAN BAHASA INGGRIS**

APPROVAL SHEET


(2)

This thesis has been examined by the committee of an Oral Examination with
the grade of on January 12th, 2009.




Dr. Tjahjaning Tingastuti S., M..Pd.

Chairperson



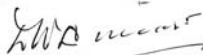
Mateus Yumarnamto, M.Hum.

Secretary



Drs. B. Himawan Setyawan, M.Hum.

Member



Prof. Dr. Damatius Wagiman Adisutrisno, M.A.

Member

Approved by:



Dra. Agnes Santa Widiati, M.Pd.

Dean of the Teacher Training Faculty

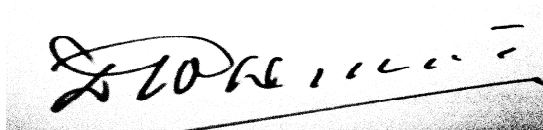


Hady Sutris Winarlim, M. Sc.

Head of the English Department

APPROVAL SHEET

This thesis entitled “*The Effect of Semantic Mapping Technique and Vocabulary Explanation Technique on the Reading Comprehension Achievement of the Fifth Grade Students of SDK Yohannes Gabriel Surabaya*” which is prepared and submitted by Veni Maria has been approved and accepted as a partial fulfillment of the requirement for the Sarjana Pendidikan Degree in English Language Teaching Faculty by following advisor:

A handwritten signature in black ink, appearing to read 'Damatius Wagiman Adisutrisno', with a horizontal line underneath.

Prof. Dr. Damatius Wagiman Adisutrisno, M.A.

Advisor

ACKNOWLEDGEMENT

First of all the writer would like to thank God for His blessing and spirit, help and love bestowed upon her that enable her to accomplish this thesis. The writer would also like to express the deepest gratitude and appreciation especially to:

1. Prof. Dr. Damatius Wagiman Adisutrisno M.A., her advisor, who has patiently guided, given comments and suggestions for her thesis and has been willing to spend his valuable time in examining the writer's thesis.
2. Johanna Djajadi, S.Psi, the headmistress of SDK Yohannes Gabriel Surabaya, who has permitted and given the opportunity to her to carry out her study at the school.
3. Fransiska Dian Arianti, SS, the English teacher of SDK Yohannes Gabriel Surabaya, who has given her valuable time to apply her experiment.
4. The students of SDK Yohannes Gabriel Surabaya, especially class V-A and V-B at the academic year 2007-2008, who have participated in this study.
5. Joh. M. Annie Herawati., the headmistress of SDK Santa Teresia II Surabaya, Andreas Andri Sugiono, S.Pd., the English teacher, and the students of V-A and V-B at the academic year 2007-2008, who have given a chance to the writer to administer the try out.

6. All the librarians whose good service in lending references has been of great support for her in completing this thesis.

The writer also thanks all of the writer's family for their prayers, love and support during the accomplishment of her thesis.

I also would like to express my deepest gratitude to the following lectures that belonged to the board of examiners: Dr. Tjajaning Tingastuti S. M. Pd, Prof. Dr. Damatius Wagiman Adisutrisno, M.A., Mateus Yumarnamto, M.Hum. and Drs. B. Himawan Setyo Wibowo, M. Pd.

Finally, the writer also thanks those whose names have not been mentioned for giving valuable contribution and helping the writer in accomplishing her thesis.

The writer realizes that all of the guidance, cooperation, time and chance given are generally useful for her to enlarge her knowledge and enable her to arrange the report well as it should be.

Surabaya, November 2008

The writer

TABLE OF CONTENTS

APPROVAL SHEET	i
ACKNOWLEDGEMENT	ii
TABLE OF CONTENTS	iv
APPENDICES	vii
LIST OF FIGURES	viii
LIST OF TABLES	ix
ABSTRACT	x
CHAPTER I: INTRODUCTION	1
1.1 Background of the Study.....	1
1.2 Statement of the Problem	4
1.3 Objective of the Study	6
1.4 Significance of the Study	6
1.5 Theoretical Framework	6
1.6 Hypotheses of the Study	7
1.7 Scope and Limitation of the Study	8
1.8 Definition of Key Terms	8
1.9 Organization of the Study	10
CHAPTER II: REVIEW OF RELATED LITERATURE	12
2.1 The Underlying Theories.....	12
2.2 Types of Reading	14
2.2.1 Intensive Reading	14
2.2.2 Extensive Reading	14
2.3 Schemata Theory.....	15
2.3.1 The Characteristics of Schemata	15
2.3.2 Types of Schemata	17
2.3.3 The Function of Schemata	17
2.3.4 The procedure to Active Schemata	18

2.3.4.1	The Bottom Up Models	18
2.3.4.2	The Top Down Models	19
2.3.5	The Role of Schemata in Reading Comprehension	20
2.4	Teaching English to Young Learner	20
2.4.1	The Characteristics of Young Learner	21
2.5	Grammar Translation Technique	22
2.5.1	The Function of Grammar Translation Method in Comprehending the Text	22
2.5.2	The Application of Grammar Translation Method In Reading Comprehension	23
2.6	Semantic Mapping	25
2.6.1	The Function of Semantic Mapping in Comprehending the Text	26
2.6.2	The Application of Semantic Mapping in Reading Comprehension	26
2.7	Review of Related Studies	30

CHAPTER III: METHODOLOGY OF RESEARCH 32

3.1	Research Design	32
3.2	Variables	33
3.3	Population and Sample	33
3.4	Treatments	34
3.4.1	Treatment in the Experimental Group	34
3.4.2	Treatment in the Control Group	35
3.4.3	Schedule of the Treatment	36
3.4.4	Instructional Material	37
3.5	Research Instrument	38
3.5.1	Reliability of the Test	38
3.5.2	Level of Difficulty	40
3.5.3	Discrimination Power	41
3.6	Data Collection Procedure	43

3.7 Data Analysis Procedure	45
CHAPTER IV: DATA ANALYSIS, FINDINGS AND	
INTERPRETATION	46
4.1 Data Analysis	46
4.1.1 Data Analysis and Findings of the Pre-test Scores	47
4.1.2 Data Analysis and Findings of the Post-test Scores	49
4.2 Interpretation of the Findings	51
CHAPTER V: CONCLUSION	53
5.1 Summary	53
5.2 Suggestion	55
5.2.1 Suggestion Dealing with This Study	55
BIBLIOGRAPHY	57

APPENDICES	60
Appendix 1 : The First Try Out	60
the Second Try-Out	67
the Real Pre-test	73
and the Real Post-test.....	80
Appendix 2 : The Calculation of Test Reliability of the First Try-Out.....	87
Appendix 3 : The Calculation of Level of Difficulty and Discrimination Power of the First Try-Out.....	89
Appendix 4 : The Calculation of Test Reliability of the Second Try-Out...	90
Appendix 5 : The Calculation of Level of Difficulty and Discrimination Power of the Second Try-Out	92
Appendix 6 : Lesson Plans for the Treatments in the Experimental and Control Groups.....	93
Appendix 7 : The Pre-test and Post-test Scores of the Experimental and Control Groups.....	125
Appendix 8 : The Pre-test and Post-test Scores of the Experimental and Control Groups after Data Reduction	126

LIST OF FIGURES

Figures

Figure 2.1	The Reading Passage Entitle Physical Shapes	24
Figure 2.2	The Reading Passage Entitle Physical Shapes	28
Figure 2.3	Semantic Mapping	29

LIST OF TABLES

Tables

Table 4.1	Group Statistics of t-test for the Pre-test Scores of the Experimental and control group.....	48
Table 4.2	Independent Samples Test of the Pre-Test Scores of the Experimental and Control Groups	48
Table 4.3	Group Statistics of t-test for the Post-test Scores of the Experimental and control group.....	49
Table 4.4	Independent Samples Test of the Post-Test Scores of the Experimental and Control Groups	50

ABSTRACT

Maria, Veni. 2008. *The Effect of Semantic Mapping Technique and Vocabulary Explanation Technique on the Reading Comprehension Achievement of Elementary School Students*. Program Studi Pendidikan Bahasa dan Seni FKIP. Universitas Katolik Widya Mandala Surabaya.

Advisor : (1) Prof. Dr. Damatius Wagiman Adisutrisno, M.A.

Keywords : Reading Comprehension, Semantic Mapping and Vocabulary Explanation.

Nowadays, English has become one of the important languages in the world. Realizing the importance of English, Indonesian has tried to implement English in its educational curriculum as early as possible. As the consequence, English has become a compulsory subject that is taught starting from elementary school up to senior high school. The basic skills in learning English are listening, speaking, reading and writing. Reading is the basic skill that can make the students active in exploring and constructing new knowledge. However, in reality many students have difficulties in relating their own idea with the information given. Most of the teachers in Indonesia do not give attention to the relation between the words in a sentence in a reading passage with the students' prior knowledge. As the result, the students will feel difficult in comprehending the reading passage (Zhang, 1997). Dealing with the fact that most of the elementary schools have difficulty in comprehending the reading passage, this study is designed to compare the effect of teaching reading by means of Semantic Mapping technique and vocabulary Explanation technique on the reading achievement.

This study is carried out mainly to find out whether there is a significant difference in the reading achievement of the student who are taught by means of Semantic Mapping technique and those who are taught by means of Vocabulary Explanation technique. This study is based on the reading theory (Nuttal, 1996:10), meaningful learning theory (Ausubel, 1965 in Brown 2000:83) and Semantic Mapping (Carrell, 1983; Zaid, 1995; Porter, 2006).

The writer in this study uses a quasi-experimental design which applies a non-randomized Pre-test-Post-test control group design. This is chosen since there is a consideration that it is impossible to randomize the subjects. First, the writer did the first and second try-out at SDK Santa Theresia II class VA and VB. After did the first and second try-out, the writer used two classes of the fifth grade students of SDK Yohannes Gabriel Surabaya in the academic year 2007-2008 as the subject of her study. The treatment was given three times for both groups. The Experimental group (VA) uses Semantic Mapping technique and the control group (VB) uses Vocabulary Explanation technique. There were three reading passage used as the material in the treatment. Moreover, the writer constructed the reading comprehension questions exactly the same materials were used in the

Experimental and Control groups. A pre-test is administered before conducting the treatment and a post –test after the treatment to both of group. There were 27 items in the research instrument. It was administered with a time limitation of 40 minutes.

After collecting and analyzing the data by using t-test for 5% significance of difference between two means for independent sample, the writer found out that the mean scores of the pre-test of the Experimental group was 18.2759 while the control group was 20.8485. The exact $t_{\text{observation}}$ obtained for the pre-test was -2.717 and the t_{table} (.05, 60) was 1.671. Since $t_{\text{observation}}$ -2.717 was lower than t_{table} 1.671 (the level of significance determined), the calculation above showed that the pre-test mean scores between the two groups were not significantly different. This result showed that the two groups had more or less reading ability at the beginning of the treatment administration. The means of the post-test of the Experimental group was 21.8276 while the Control group was 23.4242. It showed that the exact $t_{\text{observation}}$ obtained for the post-test score was -2.186. The t_{table} (.05, 60) was 1.671. Since $t_{\text{observation}}$ -2.186 was lower than t_{table} 1.671 (the level of significance determined), the alternative hypothesis was rejected; the post-test mean scores between the two groups were not significantly different. It means that Semantic Mapping technique in the experimental group as same as Vocabulary Explanation technique in the control group. The Semantic Mapping technique did not influence the students' reading comprehension achievement. It was determined from the mean scores of their reading post-test, which were not significantly better than the mean scores of their reading pre-test.