

THE IMPLEMENTATION OF JIGSAW TECHNIQUE IN LISTENING  
CLASS IN SLTPK SANTA AGNES SURABAYA

A THESIS

As Partial Fulfillment of the requirements  
For the *Sarjana Pendidikan* Degree in  
English Language Teaching Faculty



By:

DENNIS CHRISTIAN SHENDIKA

1213004047

UNIVERSITAS KATOLIK WIDYA MANDALA SURABAYA  
FAKULTAS KEGURUAN DAN ILMU PENDIDIKAN  
JURUSAN PENDIDIKAN BAHASA DAN SENI  
PROGRAM STUDI PENDIDIKAN BAHASA INNGRIS  
JANUARY 2008

## **APPROVAL SHEET**

**(1)**

This thesis entitled "The Implementation of Jigsaw Technique in Listening Class in SLTPK Santa Agnes Surabaya" prepared and submitted by Dennis Christian Shendika has been approved and accepted as a partial fulfillment of the requirement of Sarjana Pendidikan Degree in English Language Teaching by following advisors:




Dra. M. N. Siti Mina Tamah, M. Pd  
First Advisor




Johanes Leonardi Takoko, M. Sc  
Second Advisor

**APPROVAL SHEET**  
(2)

This thesis has been examined by the committee on oral examination with a grade of \_\_\_\_\_ on February 2<sup>nd</sup>, 2008.



Prof. Dr. Veronica L. Diptoadi, M.Sc.  
Chairperson




Mateus Yumarnamto, M. Hum  
Secretary



Dr. Ignatius Harjanto  
Member



Dra. Siti Mina Tamah, M.Pd  
Advisor I



Johanes Leonardi Taloko, M.Sc.  
Advisor II

Approved by:



Dra. Agnes Santi Widiati, M.Pd.  
Dean of the Teacher Training Faculty



Susana Teopilus, M. Pd  
Head of the English Department

## **ACKNOWLEDGEMENTS**

First of all, the writer would like to thank for God for his blessings, love and guidance in my life that enables the writer to complete his thesis. He realizes that without God's help this thesis is never completed and submitted.

The writer would like also express his deepest gratitude and appreciation to many people who helped the writer finished this thesis, especially to the following people:

1. Dra. Siti Mina Tamah, M.Pd., the writer's first advisor, and Dra. Johanes Leonardi Taloko, M.Pd., the writer's second advisor, who have helped him with their time, patient, guidance, invaluable suggestions and inputs for the improvement of his thesis.
2. The lecturers who have taught and educated his from the first semester until he finishes his thesis
3. All the teachers and administrators of SLTPK Santa Agnes Surabaya, especially Sr. Sophia S.Sp.S, the head master, Isabella Kutay, S.Pd., the tutor, and Dessy, S.Pd, the English teacher who have helped the writer a lot so that he could finish his study.
4. All the librarians of Widya Mandala Catholic University for their help to lend him some books in the process of accomplishing this thesis.
5. The Cameraman from Multimedia Laboratory of Widya Mandala Catholic University, Mas Kris, who have helped in recording and editing.
6. The writer's beloved families who have supported the writer with love, patient, and prayer in effort to finish his study and especially his thesis.

7. The writer's close friends at the University (Christine Anggraeni, Dian Handayani Soeprapto, Augustine Santoso, and other friends who aren't mentioned) who have unconsciously or consciously supported him in finishing his thesis.
8. Ong Yeyen Widyanata, who has always motivated and supported him to finish his thesis and has become the light and inspiration of his life.

At last, the writer would like to say thank to all lecturers of thesis-oral examination board who spent their precious time to read and examine his thesis.

Surabaya, January 12<sup>th</sup>, 2008

The Writer,

## TABLE OF THE CONTENT

	page
<b>APPROVAL SHEET (1) .....</b>	<b>i</b>
<b>APPROVAL SHEET (2) .....</b>	<b>ii</b>
<b>ACKNOWLEDGEMENTS .....</b>	<b>iii</b>
<b>TABLE OF CONTENTS.....</b>	<b>v</b>
<b>ABSTRACT .....</b>	<b>vii</b>

<b>CHAPTER</b>	<b>I: INTRODUCTION.....1</b> <ul style="list-style-type: none"> <li>1.1 Background of the Study..... 1</li> <li>1.2 Statement of the problem ..... 3</li> <li>1.3 Objectives of the Study .....3</li> <li>1.4 Significance of the Study ..... 3</li> <li>1.5 Scope and Limitation of the Study ..... 4</li> <li>1.6 Theoretical Framework .....5 <ul style="list-style-type: none"> <li>1.6.1 Constructivism .....5</li> <li>1.6.2 Cooperative Learning ..... 5</li> <li>1.6.3 Jigsaw Technique ..... 6</li> <li>1.6.4 Listening ..... 6</li> </ul> </li> <li>1.7 Definition of Key Terms..... 7 <ul style="list-style-type: none"> <li>1.7.1 Technique .....7</li> <li>1.7.2 Jigsaw .....7</li> <li>1.7.3 Listening ..... 7</li> </ul> </li> <li>1.8 Organization of the Study ..... 7</li> </ul>
<b>CHAPTER</b>	<b>II: REVIEW OF RELATED LITERATURE .....9</b> <ul style="list-style-type: none"> <li>2.1 Constructivism ..... 9</li> <li>2.2 Cooperative Learning ..... 15</li> <li>2.3 Jigsaw Technique .....16 <ul style="list-style-type: none"> <li>2.3.1 Steps to do Jigsaw .....17</li> <li>2.3.2 The roles in Jigsaw Technique .....17</li> <li>2.3.3 The Benefits of Jigsaw Technique .....18</li> </ul> </li> <li>2.4 Listening ..... 19</li> <li>2.5 Previous Studies .....20</li> </ul>
<b>CHAPTER</b>	<b>III: RESEARCH METHOD .....22</b> <ul style="list-style-type: none"> <li>3.1 Research Design ..... 22</li> <li>3.2 Subjects ..... 23</li> <li>3.3 The Data ..... 23</li> <li>3.4 Instruments ..... 24</li> <li>3.5 Procedure of Data Collection ..... 25</li> <li>3.6 Procedure of Data Analysis ..... 26</li> </ul>

<b>CHAPTER</b>	<b>IV: FINDINGS AND DISCUSSIONS .....</b>	<b>28</b>
4.1	Teacher-Students Interaction .....	28
4.2	The Implementation of Jigsaw Technique .....	30
4.2.1	The First Treatment .....	30
4.2.1.1	Pre-Instructional Activities.....	30
4.2.1.2	Whilst Activities .....	30
4.2.1.3	Post Activities .....	34
4.2.1.4	Discussions .....	34
4.2.2	The Second Treatment .....	36
4.2.2.1	Pre-Instructional Activities .....	36
4.2.2.2	Whilst Activities .....	37
4.2.2.3	Post Activities .....	39
4.2.2.4	Discussions .....	39
4.2.3	The Third Treatment .....	40
4.2.3.1	Pre-Instructional Activities .....	40
4.2.3.2	Whilst Activities .....	41
4.2.3.3	Post Activities .....	42
4.2.3.4	Discussions .....	43
4.3	The Comparison of Lesson Plan and the Treatments ....	43
4.3.1	The Analysis of Treatment I .....	45
4.3.2	The Analysis of Treatment II .....	46
4.3.3	The Analysis of Treatment III .....	47
4.4	The Strengths and Weaknesses of Jigsaw Technique.....	48
4.4.1	The Strengths of Jigsaw Technique .....	48
4.4.2	The Weaknesses of Jigsaw Technique .....	49
4.5	Solutions for Overcoming the Weaknesses .....	49
4.6	Conclusion .....	50
<b>CHAPTER</b>	<b>V: CONCLUSION AND SUGGESSTIONS .....</b>	<b>51</b>
5.1	Conclusion .....	51
5.2	Suggestions .....	52
<b>BIBLIOGRAPHY</b>	<b>.....</b>	<b>54</b>
<b>APPENDICES</b>	<b>.....</b>	<b>56</b>
a. Lesson Plan	.....	56
b. Transcript	.....	77

## ABSTRACT

Christian Shendika, Dennis. 2007. *The Implementation of Jigsaw Technique in Listening Class in SLTPK Santa Agnes Surabaya*. Unpublished Thesis. English Department of Widya Mandala Catholic University. Surabaya.

Keywords : Implementation, Jigsaw Technique, Listening

Now, Indonesia starts to use student-centered system. The students are given their own responsibilities in learning the materials. Considering this reason, it is important to create student-centered classroom. The writer limits his research in creating students-centered system in listening class. One of the ways used in creating student-centered classroom is by implementing jigsaw technique.

The statement of the problem is “How is Jigsaw Technique implemented in Listening Class?” This study is intended to give a clear picture of the implementation of Jigsaw Technique in listening class through observation. It is expected that through the observation and video recording, the writer would know how the jigsaw technique is implemented in listening class.

The data were taken at SLTPK Santa Agnes Surabaya. The observation was done in three meetings. The first treatment was done in 13 November 2007, the second treatment was done in 14 November 2007, and the third meeting was done in 15 November 2007. It was done in 8E (one of the six parallel classes of grade 8)

After the writer observed and recorded the implementation of jigsaw technique in listening class, he found out that jigsaw technique was able to be implemented in listening class, but it was difficult to do it in class. The writer also found the strengths and weaknesses of jigsaw technique and try to give some solutions in overcoming the weaknesses. One of the strengths is the students are able to have more interaction with the teacher and also other students. There was interaction between students and students, or students and teacher in the class.