

LAMPIRAN A

Skala Kematangan Emosi

No	Nama	Usia	Kelas	JK	Skor																										
					Indikator 1						Indikator 2						Indikator 3														
					F	F	F	F	UF	UF	UF	UF	UF	UF	F	F	F	F	UF	UF	UF	UF	F	F	F	F	UF	UF	UF	UF	
					14	13	16	25	7	10	19	22	28	25	11	20	29	8	14	17	23	26	36	15	21	30	9	12	18	24	27
1.	RI	17	XI IPS	L	2	2	1	2	2	2	1	2	2	2	1	2	2	2	2	2	2	2	1	1	1	2	2	1	1	2	2
2.	DW	19	XII IPS	L	2	2	2	1	2	2	1	1	1	1	2	1	1	1	1	1	1	1	2	1	1	2	2	1	1	2	1
3.	CC	18	XII IPS	P	2	2	2	1	2	1	2	2	2	2	2	2	1	2	1	1	1	1	1	1	1	1	1	2	2	1	
4.	F	15	X	P	2	2	2	2	1	2	2	2	2	2	1	2	1	2	2	2	2	2	1	1	1	2	2	2	2	2	
5.	BHR	15	X	L	2	1	1	1	1	2	2	1	2	2	1	2	1	1	2	2	2	2	2	1	2	1	2	2	2	2	
6.	AR	17	X	L	2	2	1	2	2	2	1	2	1	1	1	1	2	1	1	1	1	1	2	2	1	2	2	2	2	1	1
7.	DD	19	XII IPS	P	1	2	2	2	2	1	2	1	2	2	2	2	1	1	1	1	2	2	1	2	1	1	2	1	2	2	1
8.	SV	17	XII	P	1	2	2	1	2	2	2	2	2	2	1	2	1	1	1	2	2	2	2	1	2	1	2	2	2	2	1
9.	IA	17	X	P	2	2	2	2	2	2	2	1	1	2	2	2	2	2	1	1	2	1	2	2	1	2	2	1	1	1	
10.	DR	17	XI	P	2	1	1	1	1	1	2	2	2	2	1	1	2	1	2	2	2	2	1	1	2	2	2	2	2	2	

Aitem yang valid dan z-score

No	Nama Anak	Usia Ortu	Pend. Ortu	JK Ortu	Skor								RS	SD	Z
					Indikator 1				Indikator 2						
					F	F	F	F	F	F	F	F			
					13	6	10	14	3	7	12	16			
1.	RI	50	S-2	L	2	2	1	1	1	1	1	2	11	2	-2
2.	DW	54	S-1	L	2	2	2	2	2	2	2	2	16		0,6
3.	CC	48	SMU	P	2	1	2	1	2	2	2	2	14		-0
4.	F	51	D-3	P	1	1	1	2	2	2	2	1	12		-1
5.	BHR	56	S-2	P	2	2	2	2	2	2	2	2	16		0,6
6.	AR	45		P	2	2	2	2	2	2	1	2	15		0,1
7.	DD	49	S-1	P	2	2	2	2	2	2	2	2	16		0,6
8.	SV	50	S-1	P	2	2	2	2	2	2	2	2	16		0,6
9.	IA	42	S-1	P	2	2	2	2	2	2	2	2	16		0,6
10.	DR	45	SMU	P	2	2	2	2	2	2	2	2	16		0,6
										Rata-rata			14,8		

Aitem yang valid dan z-score

No	Nama Anak	Usia Ortu	Pend. Ortu	JK Ortu	Skor								RS	S D	Z		
					Indikator 1				Indikator 2								
					F	F	F	F	F	F	F	F				F	F
					1	5	9	13	2	10	11	4	8	16			
1.	RI	50	S-2	L	1	1	1	1	2	1	1	1	1	1	11	3, 2	-0
2.	DW	54	S-1	L	1	1	1	1	1	2	1	1	1	1	11		-0
3.	CC	48	SMU	P	1	2	2	1	2	2	1	1	1	1	14		0,7
4.	F	51	D-3	P	2	2	2	2	2	2	2	2	2	2	20		2,6
5.	BHR	56	S-2	P	1	1	1	1	1	1	1	1	1	1	10		-0
6.	AR	45		P	1	1	1	1	1	1	1	1	1	1	10		-0
7.	DD	49	S-1	P	1	1	1	1	1	1	1	1	1	1	10		-0
8.	SV	50	S-1	P	1	1	1	1	1	1	1	1	1	1	10		-0
9.	IA	42	S-1	P	1	1	1	1	1	1	1	1	1	1	10		-0
10.	DR	45	SMU	P	1	1	1	1	1	1	1	1	1	1	10		-0
												Rata-rata			11,6		

LAMPIRAN D

Perbandingan z-score Teknik Penanaman Disiplin *Love Oriented Technique* dan *Power Oriented Technique*

No	Nama Anak	Usia Ortu	Pend.Ortu	JK Ortu	1	2	Kategori
1	RI	50	S-2	L	-2,027969	-0,1872563	
2	DW	54	S-1	L	0,6404113	-0,1872563	1
3	CC	48	SMU	P	-0,4269408	0,7490253	2
4	F	51	D-3	P	-1,4942929	2,6215887	2
5	BHR	56	S-2	P	0,6404113	-0,4993502	1
6	AR	45		P	0,1067352	-0,4993502	
7	DD	49	S-1	P	0,6404113	-0,4993502	1
8	SV	50	S-1	P	0,6404113	-0,4993502	1
9	IA	42	S-1	P	0,6404113	-0,4993502	1
10	DR	45	SMU	P	0,6404113	-0,4993502	1

Keterangan :

1 : Teknik Penanaman Disiplin *Love Oriented Technique*

2 : Teknik Penanaman Disiplin *Power Oriented Technique*

LAMPIRAN E

Validitas dan Reliabilitas Skala Kematangan Emosi Putaran I

Case Processing Summary

		N	%
Cases	Valid	10	100.0
	Excluded ^a	0	.0
	Total	10	100.0

a. Listwise deletion based on all variables in the procedure.

Reliability Statistics

Cronbach's Alpha	N of Items
.490	30

Item-Total Statistics

	Scale Mean if Item Deleted	Scale Variance if Item Deleted	Corrected Item-Total Correlation	Cronbach's Alpha if Item Deleted
VAR00001	45.80	14.178	-.238	.526
VAR00002	45.80	14.178	-.238	.526
VAR00003	46.00	14.444	-.283	.542
VAR00004	46.10	12.322	.270	.458
VAR00005	45.90	15.211	-.490	.564
VAR00006	45.90	13.211	.044	.493
VAR00007	45.90	12.322	.308	.454
VAR00008	46.00	12.667	.181	.472
VAR00009	45.90	12.100	.377	.443
VAR00010	45.90	11.433	.592	.409
VAR00011	46.00	15.111	-.443	.564
VAR00012	46.10	12.544	.208	.468
VAR00013	46.00	12.667	.181	.472

VAR00014	46.00	12.222	.308	.452
VAR00015	46.30	13.122	.070	.489
VAR00016	46.10	11.211	.598	.400
VAR00017	46.20	11.956	.386	.439
VAR00018	46.10	11.211	.598	.400
VAR00019	45.90	10.767	.820	.370
VAR00020	46.00	11.333	.575	.406
VAR00021	46.20	14.844	-.380	.555
VAR00022	46.00	13.111	.059	.492
VAR00023	46.50	14.500	-.415	.532
VAR00024	46.30	13.344	.006	.498
VAR00025	45.80	13.511	-.029	.501
VAR00026	45.90	13.433	-.019	.502
VAR00027	45.90	12.100	.377	.443
VAR00028	45.90	13.433	-.019	.502
VAR00029	45.80	13.733	-.100	.509
VAR00030	46.20	11.733	.452	.428

Scale Statistics

Mean	Variance	Std. Deviation	N of Items
47.60	13.600	3.688	30

LAMPIRAN F

Validitas dan Reliabilitas Skala Kematangan Emosi Putaran II

Case Processing Summary

		N	%
Cases	Valid	10	100.0
	Excluded ^a	0	.0
	Total	10	100.0

a. Listwise deletion based on all variables in the procedure.

Reliability Statistics

Cronbach's Alpha	N of Items
.898	11

Item-Total Statistics

	Scale Mean if Item Deleted	Scale Variance if Item Deleted	Corrected Item-Total Correlation	Cronbach's Alpha if Item Deleted
VAR00007	15.80	13.067	.535	.894
VAR00009	15.80	12.622	.673	.886
VAR00010	15.80	12.622	.673	.886
VAR00014	15.90	13.878	.266	.909
VAR00016	16.00	12.444	.657	.887
VAR00017	16.10	12.322	.711	.884
VAR00018	16.00	12.000	.791	.879
VAR00019	15.80	12.178	.817	.878
VAR00020	15.90	12.100	.779	.880
VAR00027	15.80	13.733	.335	.904
VAR00030	16.10	12.322	.711	.884

Scale Statistics

Mean	Variance	Std. Deviation	N of Items
17.50	15.167	3.894	11

LAMPIRAN G

Validitas dan Reliabilitas Skala Kematangan Emosi Putaran III

Case Processing Summary

		N	%
Cases	Valid	10	100.0
	Excluded ^a	0	.0
	Total	10	100.0

a. Listwise deletion based on all variables in the procedure.

Reliability Statistics

Cronbach's Alpha	N of Items
.909	10

Item-Total Statistics

	Scale Mean if Item Deleted	Scale Variance if Item Deleted	Corrected Item-Total Correlation	Cronbach's Alpha if Item Deleted
VAR00007	14.20	11.956	.506	.910
VAR00009	14.20	11.511	.651	.901
VAR00010	14.20	11.511	.651	.901
VAR00016	14.40	11.378	.625	.903
VAR00017	14.50	10.944	.780	.893
VAR00018	14.40	10.711	.837	.889
VAR00019	14.20	11.067	.802	.892
VAR00020	14.30	10.900	.795	.892
VAR00027	14.20	12.400	.366	.917
VAR00030	14.50	11.167	.708	.898

Scale Statistics

Mean	Variance	Std. Deviation	N of Items
15.90	13.878	3.725	10

LAMPIRAN H

Validitas dan Reliabilitas Skala Persepsi Orangtua Terhadap Teknik Penanaman Disiplin *Love Oriented Technique* Putaran I

Case Processing Summary

		N	%
Cases	Valid	10	100.0
	Excluded ^a	0	.0
	Total	10	100.0

a. Listwise deletion based on all variables in the procedure.

Reliability Statistics

Cronbach's Alpha	N of Items
.706	16

Item-Total Statistics

	Scale Mean if Item Deleted	Scale Variance if Item Deleted	Corrected Item-Total Correlation	Cronbach's Alpha if Item Deleted
VAR00001	28.40	4.267	.000	.709
VAR00002	28.40	4.267	.000	.709
VAR00003	28.40	4.267	.000	.709
VAR00004	28.50	3.611	.462	.673
VAR00005	28.40	4.267	.000	.709
VAR00006	28.60	3.378	.459	.670
VAR00007	28.60	2.933	.800	.609
VAR00008	28.60	3.378	.459	.670
VAR00009	28.50	3.611	.462	.673
VAR00010	28.50	3.611	.462	.673
VAR00011	28.50	4.056	.087	.716
VAR00012	28.40	4.267	.000	.709

VAR00013	28.70	3.789	.130	.729
VAR00014	28.40	4.267	.000	.709
VAR00015	28.60	3.600	.306	.694
VAR00016	28.50	3.611	.462	.673

Scale Statistics

Mean	Variance	Std. Deviation	N of Items
30.40	4.267	2.066	16

LAMPIRAN I

Validitas dan Reliabilitas Skala Persepsi Orangtua Terhadap Teknik Penanaman Disiplin *Love Oriented Technique*

Putaran II

Case Processing Summary

		N	%
Cases	Valid	10	100.0
	Excluded ^a	0	.0
	Total	10	100.0

a. Listwise deletion based on all variables in the procedure.

Reliability Statistics

Cronbach's Alpha	N of Items
.781	8

Item-Total Statistics

	Scale Mean if Item Deleted	Scale Variance if Item Deleted	Corrected Item-Total Correlation	Cronbach's Alpha if Item Deleted
VAR00004	12.90	2.989	.386	.772
VAR00006	13.00	2.889	.310	.790
VAR00007	13.00	2.222	.884	.677
VAR00008	13.00	2.667	.484	.758
VAR00009	12.90	2.767	.613	.740
VAR00010	12.90	2.767	.613	.740
VAR00015	13.00	2.889	.310	.790
VAR00016	12.90	2.989	.386	.772

Scale Statistics

Mean	Variance	Std. Deviation	N of Items
14.80	3.511	1.874	8

LAMPIRAN J

Validitas dan Reliabilitas Skala Persepsi Orangtua Terhadap Teknik Penanaman Disiplin *Power Oriented Technique*

Putaran I

Case Processing Summary

		N	%
Cases	Valid	10	100.0
	Excluded ^a	0	.0
	Total	10	100.0

a. Listwise deletion based on all variables in the procedure.

Reliability Statistics

Cronbach's Alpha	N of Items
.829	16

Item-Total Statistics

	Scale Mean if Item Deleted	Scale Variance if Item Deleted	Corrected Item-Total Correlation	Cronbach's Alpha if Item Deleted
VAR00001	17.90	9.433	.698	.808
VAR00002	17.80	8.622	.844	.793
VAR00003	17.80	8.622	.844	.793
VAR00004	17.90	9.433	.698	.808
VAR00005	17.70	8.456	.783	.794
VAR00006	17.60	10.711	-.026	.856
VAR00007	17.70	8.678	.695	.801
VAR00008	18.00	10.889	.000	.833
VAR00009	17.60	10.267	.107	.846
VAR00010	17.90	10.100	.343	.825
VAR00011	17.90	9.433	.698	.808
VAR00012	17.90	10.767	.011	.840
VAR00013	17.90	9.433	.698	.808

VAR00014	17.90	9.433	.698	.808
VAR00015	17.60	11.156	-.155	.864
VAR00016	17.90	9.433	.698	.808

Scale Statistics

Mean	Variance	Std. Deviation	N of Items
19.00	10.889	3.300	16

LAMPIRAN K

Validitas dan Reliabilitas Skala Persepsi Orangtua Terhadap Teknik Penanaman Disiplin *Power Oriented Technique*

Putaran II

Case Processing Summary

		N	%
Cases	Valid	10	100.0
	Excluded ^a	0	.0
	Total	10	100.0

a. Listwise deletion based on all variables in the procedure.

Reliability Statistics

Cronbach's Alpha	N of Items
.946	11

Item-Total Statistics

	Scale Mean if Item Deleted	Scale Variance if Item Deleted	Corrected Item-Total Correlation	Cronbach's Alpha if Item Deleted
VAR00001	11.60	9.156	.859	.939
VAR00002	11.50	8.500	.904	.935
VAR00003	11.50	8.500	.904	.935
VAR00004	11.60	9.156	.859	.939
VAR00005	11.40	8.711	.686	.947
VAR00007	11.40	8.711	.686	.947
VAR00010	11.60	10.267	.263	.957
VAR00011	11.60	9.156	.859	.939
VAR00013	11.60	9.156	.859	.939
VAR00014	11.60	9.156	.859	.939
VAR00016	11.60	9.156	.859	.939

Scale Statistics

Mean	Variance	Std. Deviation	N of Items
12.70	10.900	3.302	11

LAMPIRAN L

Validitas dan Reliabilitas Skala Persepsi Orangtua Terhadap Teknik Penanaman Disiplin *Power Oriented Technique*

Putaran III

Case Processing Summary

		N	%
Cases	Valid	10	100.0
	Excluded ^a	0	.0
	Total	10	100.0

a. Listwise deletion based on all variables in the procedure.

Reliability Statistics

Cronbach's Alpha	N of Items
.957	10

Item-Total Statistics

	Scale Mean if Item Deleted	Scale Variance if Item Deleted	Corrected Item-Total Correlation	Cronbach's Alpha if Item Deleted
VAR00001	10.50	8.500	.904	.950
VAR00002	10.40	8.044	.855	.951
VAR00003	10.40	8.044	.855	.951
VAR00004	10.50	8.500	.904	.950
VAR00005	10.30	8.233	.649	.963
VAR00007	10.30	8.233	.649	.963
VAR00011	10.50	8.500	.904	.950
VAR00013	10.50	8.500	.904	.950
VAR00014	10.50	8.500	.904	.950
VAR00016	10.50	8.500	.904	.950

Scale Statistics

Mean	Variance	Std. Deviation	N of Items
11.60	10.267	3.204	10

LAMPIRAN M

Uji Normalitas Kematangan Emosi Remaja *Slow Learner*

Case Processing Summary

	Cases					
	Valid		Missing		Total	
	N	Percent	N	Percent	N	Percent
emosi	8	100.0%	0	.0%	8	100.0%

Descriptives

		Statistic	Std. Error
emosi	Mean	16.38	1.322
	95% Confidence Interval for Lower Bound	13.25	
	Mean Upper Bound	19.50	
	5% Trimmed Mean	16.53	
	Median	16.50	
	Variance	13.982	
	Std. Deviation	3.739	
	Minimum	10	
	Maximum	20	
	Range	10	
	Interquartile Range	6	
	Skewness	-.567	.752
	Kurtosis	-.843	1.481

Tests of Normality

	Kolmogorov-Smirnov ^a			Shapiro-Wilk		
	Statistic	df	Sig.	Statistic	df	Sig.
emosi	.209	8	.200*	.886	8	.213

a. Lilliefors Significance Correction

*. This is a lower bound of the true significance.

emosi

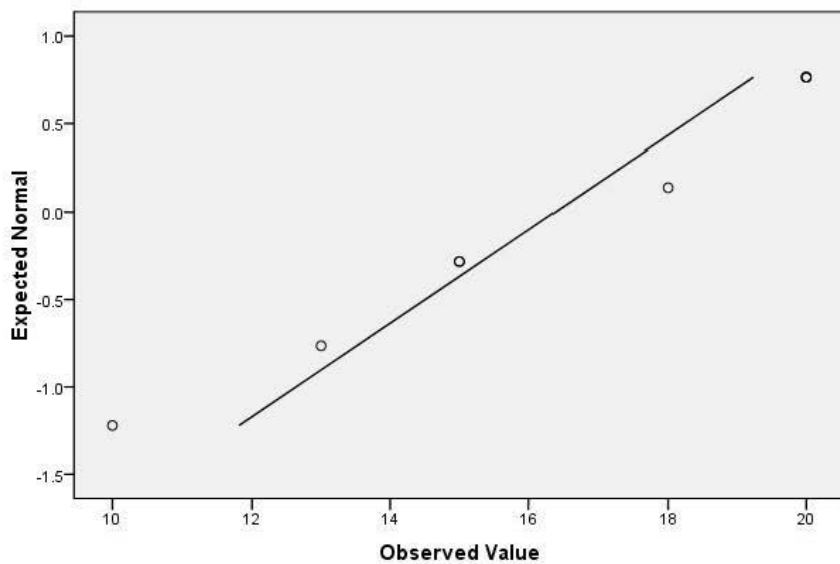
emosi Stem-and-Leaf Plot

Frequency Stem & Leaf

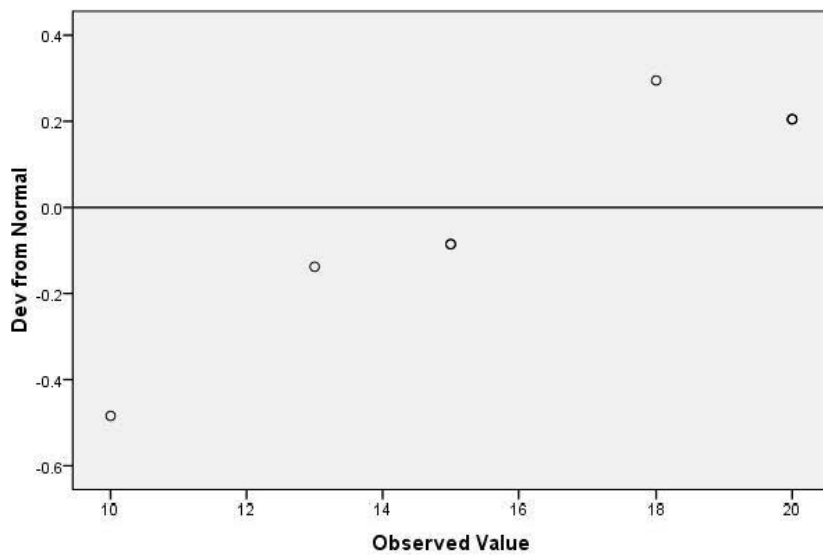
2,00 1 . 03
 3,00 1 . 558
 3,00 2 . 000

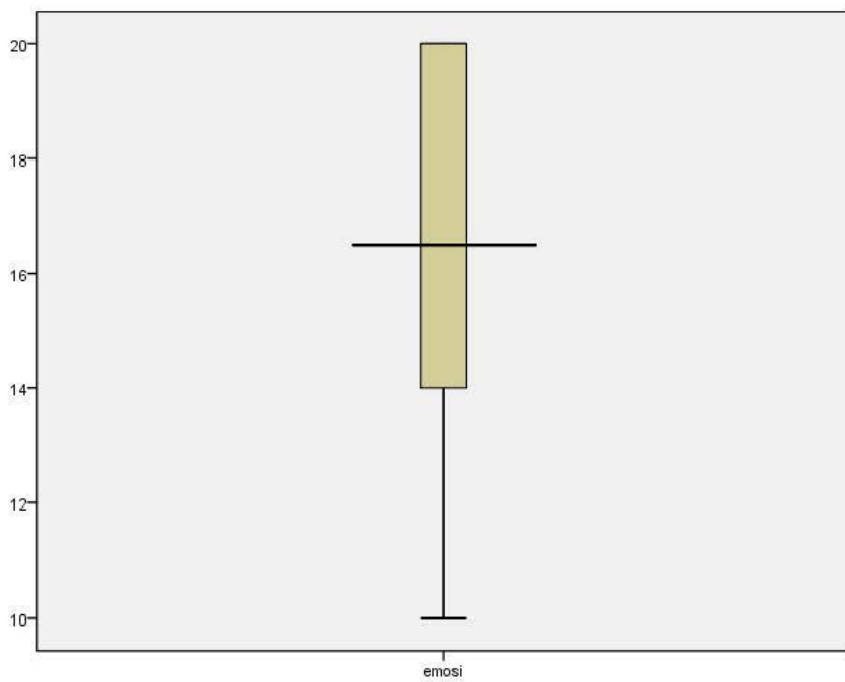
Stem width: 10
 Each leaf: 1 case(s)

Normal Q-Q Plot of emosi



Detrended Normal Q-Q Plot of emosi





LAMPIRAN N

Uji Homogenitas dan Uji Hipotesis

T-Test

Group Statistics

tpd	N	Mean	Std. Deviation	Std. Error Mean
emosi Love	6	16.33	3.830	1.563
Power	2	16.50	4.950	3.500

Independent Samples Test

		Levene's Test for Equality of Variances		t-test for Equality of Means						
		F	Sig.	t	df	Sig. (2-tailed)	Mean Difference	Std. Error Difference	95% Confidence Interval of the Difference	
									Lower	Upper
emosi	Equal variances assumed	.116	.745	-.051	6	.961	-.167	3.297	-8.234	7.901
	Equal variances not assumed			-.043	1.428	.971	-.167	3.833	-24.944	24.610

LAMPIRAN O
Crosstabs

Case Processing Summary

	Cases					
	Valid		Missing		Total	
	N	Percent	N	Percent	N	Percent
tpd * emosi	8	100.0%	0	.0%	8	100.0%

tpd * emosi Crosstabulation

			emosi					Total
			Sangat Tinggi	Tinggi	Sedang	Rendah	Sangat Rendah	
tpd	Love	Count	2	1	2	0	1	6
		% within tpd	33.3%	16.7%	33.3%	.0%	16.7%	100.0%
		% within emosi	66.7%	100.0%	100.0%	.0%	100.0%	75.0%
		% of Total	25.0%	12.5%	25.0%	.0%	12.5%	75.0%
	Power	Count	1	0	0	1	0	2
		% within tpd	50.0%	.0%	.0%	50.0%	.0%	100.0%
		% within emosi	33.3%	.0%	.0%	100.0%	.0%	25.0%
		% of Total	12.5%	.0%	.0%	12.5%	.0%	25.0%
Total	Count	3	1	2	1	1	8	
	% within tpd	37.5%	12.5%	25.0%	12.5%	12.5%	100.0%	
	% within emosi	100.0%	100.0%	100.0%	100.0%	100.0%	100.0%	
	% of Total	37.5%	12.5%	25.0%	12.5%	12.5%	100.0%	



YAYASAN WIDYA MANDALA SURABAYA
UNIVERSITAS KATOLIK WIDYA MANDALA SURABAYA
FAKULTAS PSIKOLOGI

Jl. Dinoyo 42 - 44, Telp. 5678478 (hunting) Ext. 161, Fax. 5610818 Surabaya - 60265

Nomor : 282 /WM07/T/2009
Hal : Permohonan Ijin

17 Maret 2009

Kepada : Yth. Ketua Yayasan Galuh Handayani
Jl. Manyar Sambongan 87-89
Surabaya

Dengan hormat kami bertuhukan bahwa mahasiswa tersebut di bawah ini :

Nama : Stella Amelia Budi Hartono
Fakultas : Psikologi
Nomor pokok : 7103005069

adalah mahasiswa kami yang sedang menyelesaikan tugas skripsi dengan judul "Kematangan emosi ditinjau dari Persepsi Remaja Slow Learner dan Orang Tua terhadap teknik penanaman disiplin".

Sehubungan dengan hal tersebut kami mohon ijin dan bantuan bagi mahasiswa yang bersangkutan agar diperkenankan melakukan penelitian, pengambilan data, wawancara, penyebaran angket di Yayasan Galuh Handayani.

Atas bantuan dan kerjasama yang baik, kami ucapkan terima kasih.



Tembusan :

1. Yth. Kepala SMA Galuh Handayani
2. Yth. Mahasiswa ybs.



YAYASAN WIDYA MANDALA SURABAYA
UNIVERSITAS KATOLIK WIDYA MANDALA SURABAYA
FAKULTAS PSIKOLOGI

Jl. Dinoyo 42 - 44, Telp. 5678478 (hunting) Ext. 161, Fax. 5610818 Surabaya - 60205

Nomor : 0805 /WM07/I/2009
Lampiran : -
Hal : **Permohonan Ijin**

19 Agustus 2009

Kepada : Yth. Kepala
SMA Galuh Handayani
Jl. Manyar Sambongan 87-89
Surabaya

Dengan hormat kami beritahukan bahwa mahasiswa tersebut di bawah ini :

Nama : Stella Amelia Budi Hartono
Fakultas : Psikologi
Nomor pokok : 7103005069

adalah mahasiswa kami yang sedang menyelesaikan tugas skripsi dengan judul "Kematangan emosi ditinjau dari Persepsi Remaja Slow Learner dan Orang Tua terhadap teknik penanaman disiplin".

Sehubungan dengan hal tersebut kami mohon ijin dan bantuan bagi mahasiswa yang bersangkutan agar diperkenankan melakukan pengambilan data, wawancara dan penyebaran angket di Kepala SMA Galuh Handayani.

Atas bantuan dan kerjasama yang baik, kami ucapkan terima kasih.

Mengetahui,

Dekan,

Y. Yettie Wandansari, M.Si.
NIK. 711.98.0337

Terbusan :
Yth. Mahasiswa ybs.



EDUCATION SUPPORTING PROGRAM

SEKOLAH INKLUSIF GALUH HANDAYANI

Jl. Manyar Sambongan 87 - 89 Surabaya Phone: (031) 5018129 Fax: (031) 5049335

Surabaya, 15 Desember 2009

Nomor : 031/ESP.GH/ XII/ 09
Lamp :
Sifat : Penting
Perihal : Permohonan Ijin Penelitian

Kepada :
Yth. Dekan Fakultas Psikologi
Universitas Katolik Widya Mandala
Jl. Dinoyo 42-44
Surabaya

Dengan Hormat,

Sehubungan dengan surat saudara tanggal 19 Agustus 2009 Nomor: 0805/WM07/T/2009 perihal Permohonan Ijin Penelitian, dengan ini diberitahukan bahwa pada prinsipnya kami tidak keberatan/ memberikan ijin kepada mahasiswa :

Nama : Stella Amelia Budi Hartono
NIM : 7103005069

Untuk melakukan pengambilan data, wawancara dan penyebaran angket di SMA Inklusif Galuh Handayani Surabaya, dalam rangka penyusunan skripsi yang bersangkutan, dengan judul "Kematangan emosi ditinjau dari Persepsi Remaja Slow Learner dan Orang Tua terhadap teknik penanaman disiplin".

Demikian untuk menjadikan maklum dan kerjasamanya disampaikan terima kasih.

Ketua Yayasan BPPS
Sekolah Inklusif Galuh Handayani
Surabaya



Hj. SUCI SRI SEDYANINGRUM